

LE MANS SERIES 6 HOURS OF ESTORIL

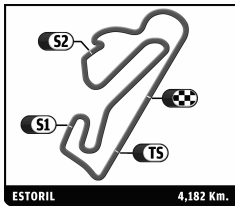
Race

Final Classification

Nr.	Team	Drivers	Car	Class	Ty	Laps	Total Time	Gap	Best Lap			
									Lap	Time	Kph	
1	16 Pescarolo Team	Collard / Tinseau / Jousse	Pescarolo - Judd	LM P1	M	225	6:00'24.815		199	1'30.733	165.9	
2	13 Rebellion Racing	Belicchi / Boullion	Lola B10/60 Coupé - Toyota	LM P1	M	224	6:00'51.073	1 Laps	1 Laps	191	1'31.397	164.7
3	46 TDS Racing	Beche / Thiriet / Firth	Oreca 03 - Nissan	LM P2	M	219	6:01'41.256	6 Laps	5 Laps	113	1'33.575	160.9
4	41 Greaves Motorsport	Ojjeff / Lombard / Kimber-Smith	Zytek Z11SN - Nissan	LM P2	D	217	6:01'24.120	8 Laps	2 Laps	180	1'32.611	162.6
5	44 Extreme Limite AM Paris	Rosier / Mello-Breyner / Mello-Breyner	Norma M200P - Judd	LM P2	D	210	6:01'18.979	15 Laps	7 Laps	186	1'35.487	157.7
6	66 JMW Motorsport	Bell / Walker	Ferrari F458 Italia	LM GTE Pro	D	209	6:02'01.959	16 Laps	1 Laps	174	1'40.160	150.3
7	77 Team Felbermayr - Proton	Lieb / Lietz	Porsche 911 RSR (997)	LM GTE Pro	M	209	6:02'02.142	16 Laps	0.183	177	1'40.122	150.4
8	40 Race Performance	Frey / Meichtry / Hirschi	Oreca 03 - Judd	LM P2	D	208	6:01'25.496	17 Laps	1 Laps	92	1'33.526	161.0
9	76 IMSA Performance Matmut	Pilet / Henzler	Porsche 911 RSR (997)	LM GTE Pro	M	207	6:01'54.537	18 Laps	1 Laps	193	1'39.563	151.2
10	71 AF Corse	Melo / Vilander	Ferrari F458 Italia	LM GTE Pro	M	206	6:01'05.090	19 Laps	1 Laps	130	1'40.485	149.8
11	67 IMSA Performance Matmut	Armando / Narac	Porsche 911 RSR (997)	LM GTE Am	M	205	6:01'09.844	20 Laps	1 Laps	172	1'40.505	149.8
12	95 Pegasus Racing	Schultis / Simon / Schell	Formula Le Mans - Oreca - 09	FLM	M	204	6:00'28.134	21 Laps	1 Laps	126	1'39.180	151.8
13	79 Jota	Dolan / Hancock	Aston Martin Vantage	LM GTE Pro	D	204	6:00'57.439	21 Laps	29.305	175	1'40.973	149.1
14	99 JMB Racing	Kutemann / Marroc	Formula Le Mans - Oreca - 09	FLM	M	203	6:01'16.554	22 Laps	1 Laps	130	1'37.447	154.5
15	82 CRS Racing	Hummel / Quaipe / Christodoulou	Ferrari F430	LM GTE Am	M	203	6:02'06.426	22 Laps	49.872	121	1'42.038	147.5
16	88 Team Felbermayr - Proton	Ried / Felbermayr Jr.	Porsche 911 RSR (997)	LM GTE Am	M	202	6:01'25.299	23 Laps	1 Laps	46	1'42.798	146.5
17	43 RLR Msport	Gates / Garofall / Hughes	MG Lola EX265 - Judd	LM P2	D	201	6:00'40.568	24 Laps	1 Laps	139	1'35.156	158.2
18	42 Strakka Racing	Leventis / Watts / Kane	HPD ARX - 01d	LM P2	M	201	6:00'57.876	24 Laps	17.308	173	1'33.754	160.6
19	90 JMB Racing	Rodrigues / Ballay / Ayari	Ferrari F458 Italia	LM GTE Pro	D	197	6:01'36.243	28 Laps	4 Laps	48	1'41.405	148.5
20	12 Rebellion Racing	Prost / Jani	Lola B10/60 Coupé - Toyota	LM P1	M	187	6:02'03.352	38 Laps	10 Laps	96	1'30.702	166.0
21	92 Neil Garner Motorsport	Hartshorne / Kapadia / Graves	Formula Le Mans - Oreca - 09	FLM	M	173	6:00'53.341	52 Laps	14 Laps	170	1'37.509	154.4
22	61 AF Corse	Perazzini / Cioci / Lemeret	Ferrari F430	LM GTE Am	M	164	6:02'17.611	61 Laps	9 Laps	49	1'42.841	146.4
<i>Not classified</i>												
45	Boutsen Energy Racing	Kraihamer / Ebbesvik	Oreca 03 - Nissan	LM P2	D	218	5:58'13.767		167	1'33.076	161.8	
89	Hankook Team Farnbacher	Farnbacher / Simonsen	Ferrari F458 Italia	LM GTE Pro	H	99	2:54'52.026		86	1'41.740	148.0	
39	Pecom Racing	Perez Companc / Russo / Kaffer	Lola B11/40 - Judd	LM P2	M	97	2:55'53.703		27	1'35.114	158.3	
51	AF Corse	Fisichella / Bruni	Ferrari F458 Italia	LM GTE Pro	M	11	24'36.665		4	1'41.325	148.6	
75	Prospeed Competition	Goossens / Holzer	Porsche 911 RSR (997)	LM GTE Pro	M	2	3'50.658					

Published at:

Stewards:	Timekeeper:
-----------	-------------



LE MANS SERIES 6 HOURS OF ESTORIL

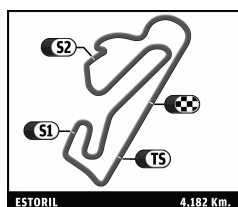
Race

Final Classification by Class

Nr.	Team	Drivers	Car	Class	Ty	Laps	Total Time	Best Lap					
								Gap	Lap	Time	Kph		
							Fastest Lap by Jani Neel: 1'30.702 (Lap 96, 166,0 Kph)						
LM P1													
1	16	Pescarolo Team	Collard / Tinseau / Jousse	Pescarolo - Judd	LM P1	M	225	6:00'24.815		199	1'30.733	165.9	
2	13	Rebellion Racing	Belicchi / Boullion	Lola B10/60 Coupé - Toyota	LM P1	M	224	6:00'51.073	1 Laps	1 Laps	191	1'31.397	164.7
3	12	Rebellion Racing	Prost / Jani	Lola B10/60 Coupé - Toyota	LM P1	M	187	6:02'03.352	38 Laps	37 Laps	96	1'30.702	166.0
							Fastest Lap by Kimber-Smith Tom: 1'32.611 (Lap 180, 162,6 Kph)						
LM P2													
1	46	TDS Racing	Beche / Thiriet / Firth	Oreca 03 - Nissan	LM P2	M	219	6:01'41.256		113	1'33.575	160.9	
2	41	Greaves Motorsport	Ojjeff / Lombard / Kimber-Smith	Zytek Z11SN - Nissan	LM P2	D	217	6:01'24.120	2 Laps	2 Laps	180	1'32.611	162.6
3	44	Extreme Limite AM Paris	Rosier / Mello-Breyner / Mello-Breyner	Norma M200P - Judd	LM P2	D	210	6:01'18.979	9 Laps	7 Laps	186	1'35.487	157.7
4	40	Race Performance	Frey / Meichtry / Hirschi	Oreca 03 - Judd	LM P2	D	208	6:01'25.496	11 Laps	2 Laps	92	1'33.526	161.0
5	43	RLR Msport	Gates / Garofall / Hughes	MG Lola EX265 - Judd	LM P2	D	201	6:00'40.568	18 Laps	7 Laps	139	1'35.156	158.2
6	42	Strakka Racing	Leventis / Watts / Kane	HPD ARX - 01d	LM P2	M	201	6:00'57.876	18 Laps	17.308	173	1'33.754	160.6
<i>Not classified</i>													
45	Boutsen Energy Racing	Kraihamer / Ebbesvik	Oreca 03 - Nissan	LM P2	D	218	5:58'13.767			167	1'33.076	161.8	
39	Pecom Racing	Perez Companc / Russo / Kaffer	Lola B11/40 - Judd	LM P2	M	97	2:55'53.703			27	1'35.114	158.3	
							Fastest Lap by Pilet Patrick: 1'39.563 (Lap 193, 151,2 Kph)						
LM GTE Pro													
1	66	JMW Motorsport	Bell / Walker	Ferrari F458 Italia	LM GTE Pro	D	209	6:02'01.959		174	1'40.160	150.3	
2	77	Team Felbermayr - Proton	Lieb / Lietz	Porsche 911 RSR (997)	LM GTE Pro	M	209	6:02'02.142	0.183	0.183	177	1'40.122	150.4
3	76	IMSA Performance Matmut	Pilet / Hertzler	Porsche 911 RSR (997)	LM GTE Pro	M	207	6:01'54.537	2 Laps	2 Laps	193	1'39.563	151.2
4	71	AF Corse	Melo / Vilander	Ferrari F458 Italia	LM GTE Pro	M	206	6:01'05.090	3 Laps	1 Laps	130	1'40.485	149.8
5	79	Jota	Dolan / Hancock	Aston Martin Vantage	LM GTE Pro	D	204	6:00'57.439	5 Laps	2 Laps	175	1'40.973	149.1
6	90	JMB Racing	Rodrigues / Ballay / Ayari	Ferrari F458 Italia	LM GTE Pro	D	197	6:01'36.243	12 Laps	7 Laps	48	1'41.405	148.5
<i>Not classified</i>													
89	Hankook Team Farnbacher	Farnbacher / Simonsen	Ferrari F458 Italia	LM GTE Pro	H	99	2:54'52.026			86	1'41.740	148.0	
51	AF Corse	Fisichella / Bruni	Ferrari F458 Italia	LM GTE Pro	M	11	2'43.665			4	1'41.325	148.6	
75	Prospeed Competition	Goossens / Holzner	Porsche 911 RSR (997)	LM GTE Pro	M	2	3'50.658						
							Fastest Lap by Armindo Nicolas: 1'40.505 (Lap 172, 149,8 Kph)						
LM GTE Am													
1	67	IMSA Performance Matmut	Armindo / Narac	Porsche 911 RSR (997)	LM GTE Am	M	205	6:01'09.844		172	1'40.505	149.8	
2	82	CRS Racing	Hummel / Quaipe / Christodoulou	Ferrari F430	LM GTE Am	M	203	6:02'06.426	2 Laps	2 Laps	121	1'42.038	147.5
3	88	Team Felbermayr - Proton	Ried / Felbermayr Jr.	Porsche 911 RSR (997)	LM GTE Am	M	202	6:01'25.299	3 Laps	1 Laps	46	1'42.798	146.5
4	61	AF Corse	Parazzini / Cioci / Lemeret	Ferrari F430	LM GTE Am	M	164	6:02'17.611	41 Laps	38 Laps	49	1'42.841	146.4
							Fastest Lap by Marroc Nicolas: 1'37.447 (Lap 130, 154,5 Kph)						
FLM													
1	95	Pegasus Racing	Schultis / Simon / Schell	Formula Le Mans - Oreca - 09	FLM	M	204	6:00'28.134		126	1'39.180	151.8	
2	99	JMB Racing	Kulemann / Marroc	Formula Le Mans - Oreca - 09	FLM	M	203	6:01'16.554	1 Laps	1 Laps	130	1'37.447	154.5
3	92	Neil Garner Motorsport	Hartshorne / Kapadia / Graves	Formula Le Mans - Oreca - 09	FLM	M	173	6:00'53.341	31 Laps	30 Laps	170	1'37.509	154.4

Published at:

Stewards:	Timekeeper:
------------------	--------------------



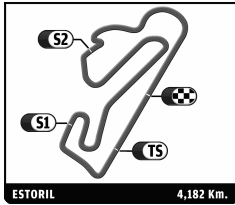
LE MANS SERIES

6 HOURS OF ESTORIL

After Race

Provisional Classification by Driver Fastest Lap

Nr	Team	Car	Class	Driver	Time	Laps	Gap	Kph	Session	
1	12	Rebellion Racing	Lola B10/60 Coupé - Toyota	LM P1	Neel Jani	1:30.034	139		167.2	Free Practice 3
2	16	Pescarolo Team	Pescarolo - Judd	LM P1	Julien Jousse	1:30.317	215	0.283	166.7	Qualifying Practice
3	13	Rebellion Racing	Lola B10/60 Coupé - Toyota	LM P1	Jean Christophe Boullion	1:30.592	174	0.558	166.2	Qualifying Practice
4	12	Rebellion Racing	Lola B10/60 Coupé - Toyota	LM P1	Nicolas Prost	1:30.944	150	0.910	165.5	Race
5	46	TDS Racing	Oreca 03 - Nissan	LM P2	Mathias Beche	1:31.693	105	1.659	164.2	Free Practice 3
6	41	Greaves Motorsport	Zytek Z11SN - Nissan	LM P2	Tom Kimber-Smith	1:31.800	134	1.766	164.0	Qualifying Practice
7	13	Rebellion Racing	Lola B10/60 Coupé - Toyota	LM P1	Andrea Belicchi	1:31.886	138	1.852	163.8	Warm Up
8	16	Pescarolo Team	Pescarolo - Judd	LM P1	Emmanuel Collard	1:31.938	99	1.904	163.8	Free Practice 1
9	42	Strakka Racing	HPD ARX - 01d	LM P2	Danny Watts	1:32.072	96	2.038	163.5	Qualifying Practice
10	45	Boutsen Energy Racing	Oreca 03 - Nissan	LM P2	Thor-Christian Ebbesvik	1:32.480	138	2.446	162.8	Free Practice 3
11	16	Pescarolo Team	Pescarolo - Judd	LM P1	Christophe Tinseau	1:32.672	14	2.638	162.5	Warm Up
12	40	Race Performance	Oreca 03 - Judd	LM P2	Jonathan Hirschi	1:33.028	156	2.994	161.8	Free Practice 2
13	41	Greaves Motorsport	Zytek Z11SN - Nissan	LM P2	Olivier Lombard	1:33.052	96	3.018	161.8	Free Practice 3
14	45	Boutsen Energy Racing	Oreca 03 - Nissan	LM P2	Dominik Kraihamer	1:33.076	166	3.042	161.8	Race
15	42	Strakka Racing	HPD ARX - 01d	LM P2	Jonny Kane	1:33.390	114	3.356	161.2	Free Practice 3
16	39	Pecom Racing	Lola B11/40 - Judd	LM P2	Pierre Kaffer	1:33.525	98	3.491	161.0	Qualifying Practice
17	40	Race Performance	Oreca 03 - Judd	LM P2	Ralph Meichtry	1:33.967	79	3.933	160.2	Free Practice 3
18	43	RLR Msport	MG Lola EX265 - Judd	LM P2	Warren Hughes	1:34.066	116	4.032	160.0	Qualifying Practice
19	44	Extreme Limite AM Paris	Norma M200P - Judd	LM P2	Fabien Rosier	1:34.168	108	4.134	159.9	Qualifying Practice
20	41	Greaves Motorsport	Zytek Z11SN - Nissan	LM P2	Karim Ojje	1:34.172	83	4.138	159.9	Race
21	46	TDS Racing	Oreca 03 - Nissan	LM P2	Pierre Thiriet	1:34.508	98	4.474	159.3	Race
22	40	Race Performance	Oreca 03 - Judd	LM P2	Michel Frey	1:34.882	85	4.848	158.7	Race
23	46	TDS Racing	Oreca 03 - Nissan	LM P2	Jody Firth	1:35.294	124	5.260	158.0	Free Practice 3
24	43	RLR Msport	MG Lola EX265 - Judd	LM P2	Rob Garofall	1:35.401	87	5.367	157.8	Free Practice 3
25	39	Pecom Racing	Lola B11/40 - Judd	LM P2	Matias Russo	1:35.562	24	5.528	157.5	Free Practice 2
26	44	Extreme Limite AM Paris	Norma M200P - Judd	LM P2	Pedro Mello-Breyner	1:35.590	93	5.556	157.5	Free Practice 2
27	92	Neil Garner Motorsport	Formula Le Mans - Oreca - 09	FLM	Alex Kapadia	1:36.044	101	6.010	156.8	Qualifying Practice
28	42	Strakka Racing	HPD ARX - 01d	LM P2	Nick Leventis	1:36.066	89	6.032	156.7	Free Practice 3
29	99	JMB Racing	Formula Le Mans - Oreca - 09	FLM	Nicolas Marroc	1:36.480	179	6.446	156.0	Qualifying Practice
30	43	RLR Msport	MG Lola EX265 - Judd	LM P2	Barry Gates	1:36.640	98	6.606	155.8	Free Practice 3
31	95	Pegasus Racing	Formula Le Mans - Oreca - 09	FLM	Patrick Simon	1:37.474	102	7.440	154.5	Qualifying Practice
32	92	Neil Garner Motorsport	Formula Le Mans - Oreca - 09	FLM	Tor Graves	1:37.509	87	7.475	154.4	Race
33	95	Pegasus Racing	Formula Le Mans - Oreca - 09	FLM	Julien Schell	1:37.896	86	7.862	153.8	Free Practice 3
34	39	Pecom Racing	Lola B11/40 - Judd	LM P2	Luis Perez Companc	1:38.673	82	8.639	152.6	Race
35	66	JMW Motorsport	Ferrari F458 Italia	LM GTE Pro	Rob Bell	1:39.176	175	9.142	151.8	Qualifying Practice
36	51	AF Corse	Ferrari F458 Italia	LM GTE Pro	Gianmaria Bruni	1:39.233	28	9.199	151.7	Qualifying Practice
37	77	Team Felbermayr - Proton	Porsche 911 RSR (997)	LM GTE Pro	Richard Lietz	1:39.374	180	9.340	151.5	Qualifying Practice
38	67	IMSA Performance Matmut	Porsche 911 RSR (997)	LM GTE Am	Nicolas Armindo	1:39.493	168	9.459	151.3	Free Practice 3
39	75	Prospeed Competition	Porsche 911 RSR (997)	LM GTE Pro	Marco Holzer	1:39.526	31	9.492	151.3	Qualifying Practice
40	76	IMSA Performance Matmut	Porsche 911 RSR (997)	LM GTE Pro	Patrick Pilet	1:39.563	192	9.529	151.2	Race
41	44	Extreme Limite AM Paris	Norma M200P - Judd	LM P2	Manuel Mello-Breyner	1:39.658	101	9.624	151.1	Race
42	89	Hankook Team Farnbacher	Ferrari F458 Italia	LM GTE Pro	Dominik Farnbacher	1:39.749	104	9.715	150.9	Qualifying Practice
43	66	JMW Motorsport	Ferrari F458 Italia	LM GTE Pro	James Walker	1:40.185	136	10.151	150.3	Race
44	76	IMSA Performance Matmut	Porsche 911 RSR (997)	LM GTE Pro	Wolf Henzler	1:40.227	114	10.193	150.2	Race
45	95	Pegasus Racing	Formula Le Mans - Oreca - 09	FLM	Mirco Schultis	1:40.240	121	10.206	150.2	Warm Up
46	71	AF Corse	Ferrari F458 Italia	LM GTE Pro	Toni Vilander	1:40.382	157	10.348	150.0	Free Practice 3
47	71	AF Corse	Ferrari F458 Italia	LM GTE Pro	Jaime Melo	1:40.390	146	10.356	150.0	Qualifying Practice
48	79	Jota	Aston Martin Vantage	LM GTE Pro	Sam Hancock	1:40.417	173	10.383	149.9	Qualifying Practice
49	61	AF Corse	Ferrari F430	LM GTE Am	Marco Cioci	1:40.558	108	10.524	149.7	Qualifying Practice
50	90	JMB Racing	Ferrari F458 Italia	LM GTE Pro	Soheil Ayari	1:40.642	138	10.608	149.6	Free Practice 3
51	77	Team Felbermayr - Proton	Porsche 911 RSR (997)	LM GTE Pro	Marc Lieb	1:40.700	129	10.666	149.5	Free Practice 2
52	89	Hankook Team Farnbacher	Ferrari F458 Italia	LM GTE Pro	Allan Simonsen	1:40.753	81	10.719	149.4	Warm Up
53	82	CRS Racing	Ferrari F430	LM GTE Am	Phil Quaipe	1:40.777	104	10.743	149.4	Qualifying Practice
54	67	IMSA Performance Matmut	Porsche 911 RSR (997)	LM GTE Am	Raymond Narac	1:41.357	140	11.323	148.5	Race
55	75	Prospeed Competition	Porsche 911 RSR (997)	LM GTE Pro	Marc Goossens	1:41.514	45	11.480	148.3	Free Practice 3
56	51	AF Corse	Ferrari F458 Italia	LM GTE Pro	Giancarlo Fisichella	1:41.709	13	11.675	148.0	Free Practice 2
57	88	Team Felbermayr - Proton	Porsche 911 RSR (997)	LM GTE Am	Christian Ried	1:42.107	165	12.073	147.4	Qualifying Practice



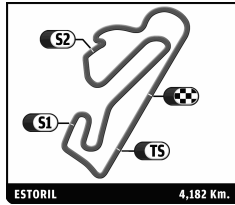
LE MANS SERIES
6 HOURS OF ESTORIL
 After Race

Provisional Classification by Driver Fastest Lap

Nr	Team	Car	Class	Driver	Time	Laps	Gap	Kph	Session
58	82 CRS Racing	Ferrari F430	LM GTE Am	Adam Christodoulou	1:42.388	110	12.354	147.0	Race
59	79 Jota	Aston Martin Vantage	LM GTE Pro	Simon Dolan	1:42.434	126	12.400	147.0	Race
60	99 JMB Racing	Formula Le Mans - Oreca - 09	FLM	Peter Kutemann	1:42.573	130	12.539	146.8	Free Practice 3
61	61 AF Corse	Ferrari F430	LM GTE Am	Stéphane Lemeret	1:42.655	82	12.621	146.7	Free Practice 2
62	88 Team Felbermayr - Proton	Porsche 911 RSR (997)	LM GTE Am	Horst Felbermayr Jr.	1:42.766	126	12.732	146.5	Free Practice 3
63	90 JMB Racing	Ferrari F458 Italia	LM GTE Pro	Manuel Rodrigues	1:43.620	101	13.586	145.3	Race
64	61 AF Corse	Ferrari F430	LM GTE Am	Piergiuseppe Perazzini	1:43.969	69	13.935	144.8	Free Practice 3
65	92 Neil Garner Motorsport	Formula Le Mans - Oreca - 09	FLM	John Hartshorne	1:44.590	70	14.556	143.9	Race
66	82 CRS Racing	Ferrari F430	LM GTE Am	Klaas Hummel	1:45.524	92	15.490	142.7	Warm Up
67	90 JMB Racing	Ferrari F458 Italia	LM GTE Pro	Pascal Bally	1:46.079	61	16.045	141.9	Free Practice 3

Published at:

Race Director:	Timekeeper:
-----------------------	--------------------



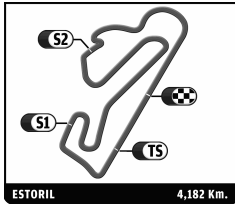
LE MANS SERIES

6 HOURS OF ESTORIL

After Race

Provisional Classification by Driver And Class Fastest Lap

Nr	Team	Car	Class	Driver	Time	Laps	Gap	Kph	Session	
LM P1										
1	12	Rebellion Racing	Lola B10/60 Coupé - Toyota	LM P1	Neel Jani	1:30.034	139		167.2	Free Practice 3
2	16	Pescarolo Team	Pescarolo - Judd	LM P1	Julien Jousse	1:30.317	215	0.283	166.7	Qualifying Practice
3	13	Rebellion Racing	Lola B10/60 Coupé - Toyota	LM P1	Jean Christophe Boullion	1:30.592	174	0.558	166.2	Qualifying Practice
4	12	Rebellion Racing	Lola B10/60 Coupé - Toyota	LM P1	Nicolas Prost	1:30.944	150	0.910	165.5	Race
5	13	Rebellion Racing	Lola B10/60 Coupé - Toyota	LM P1	Andrea Belicchi	1:31.886	138	1.852	163.8	Warm Up
6	16	Pescarolo Team	Pescarolo - Judd	LM P1	Emmanuel Collard	1:31.938	99	1.904	163.8	Free Practice 1
7	16	Pescarolo Team	Pescarolo - Judd	LM P1	Christophe Tinseau	1:32.672	14	2.638	162.5	Warm Up
LM P2										
1	46	TDS Racing	Oreca 03 - Nissan	LM P2	Mathias Beche	1:31.693	105		164.2	Free Practice 3
2	41	Greaves Motorsport	Zytek Z11SN - Nissan	LM P2	Tom Kimber-Smith	1:31.800	134	0.107	164.0	Qualifying Practice
3	42	Strakka Racing	HPD ARX - 01d	LM P2	Danny Watts	1:32.072	96	0.379	163.5	Qualifying Practice
4	45	Boutsen Energy Racing	Oreca 03 - Nissan	LM P2	Thor-Christian Ebbesvik	1:32.480	138	0.787	162.8	Free Practice 3
5	40	Race Performance	Oreca 03 - Judd	LM P2	Jonathan Hirschi	1:33.028	156	1.335	161.8	Free Practice 2
6	41	Greaves Motorsport	Zytek Z11SN - Nissan	LM P2	Olivier Lombard	1:33.052	96	1.359	161.8	Free Practice 3
7	45	Boutsen Energy Racing	Oreca 03 - Nissan	LM P2	Dominik Kraihamer	1:33.076	166	1.383	161.8	Race
8	42	Strakka Racing	HPD ARX - 01d	LM P2	Jonny Kane	1:33.390	114	1.697	161.2	Free Practice 3
9	39	Pecom Racing	Lola B11/40 - Judd	LM P2	Pierre Kaffer	1:33.525	98	1.832	161.0	Qualifying Practice
10	40	Race Performance	Oreca 03 - Judd	LM P2	Ralph Meichtry	1:33.967	79	2.274	160.2	Free Practice 3
11	43	RLR Msport	MG Lola EX265 - Judd	LM P2	Warren Hughes	1:34.066	116	2.373	160.0	Qualifying Practice
12	44	Extreme Limite AM Paris	Norma M200P - Judd	LM P2	Fabien Rosier	1:34.168	108	2.475	159.9	Qualifying Practice
13	41	Greaves Motorsport	Zytek Z11SN - Nissan	LM P2	Karim Ojjet	1:34.172	83	2.479	159.9	Race
14	46	TDS Racing	Oreca 03 - Nissan	LM P2	Pierre Thiriet	1:34.508	98	2.815	159.3	Race
15	40	Race Performance	Oreca 03 - Judd	LM P2	Michel Frey	1:34.882	85	3.189	158.7	Race
16	46	TDS Racing	Oreca 03 - Nissan	LM P2	Jody Firth	1:35.294	124	3.601	158.0	Free Practice 3
17	43	RLR Msport	MG Lola EX265 - Judd	LM P2	Rob Garofall	1:35.401	87	3.708	157.8	Free Practice 3
18	39	Pecom Racing	Lola B11/40 - Judd	LM P2	Matias Russo	1:35.562	24	3.869	157.5	Free Practice 2
19	44	Extreme Limite AM Paris	Norma M200P - Judd	LM P2	Pedro Mello-Breyner	1:35.590	93	3.897	157.5	Free Practice 2
20	42	Strakka Racing	HPD ARX - 01d	LM P2	Nick Leventis	1:36.066	89	4.373	156.7	Free Practice 3
21	43	RLR Msport	MG Lola EX265 - Judd	LM P2	Barry Gates	1:36.640	98	4.947	155.8	Free Practice 3
22	39	Pecom Racing	Lola B11/40 - Judd	LM P2	Luis Perez Companc	1:38.673	82	6.980	152.6	Race
23	44	Extreme Limite AM Paris	Norma M200P - Judd	LM P2	Manuel Mello-Breyner	1:39.658	101	7.965	151.1	Race
LM GTE Pro										
1	66	JMW Motorsport	Ferrari F458 Italia	LM GTE Pro	Rob Bell	1:39.176	175		151.8	Qualifying Practice
2	51	AF Corse	Ferrari F458 Italia	LM GTE Pro	Gianmaria Bruni	1:39.233	28	0.057	151.7	Qualifying Practice
3	77	Team Felbermayr - Proton	Porsche 911 RSR (997)	LM GTE Pro	Richard Lietz	1:39.374	180	0.198	151.5	Qualifying Practice
4	75	Prosped Competition	Porsche 911 RSR (997)	LM GTE Pro	Marco Holzer	1:39.526	31	0.350	151.3	Qualifying Practice
5	76	IMSA Performance Matmut	Porsche 911 RSR (997)	LM GTE Pro	Patrick Pilet	1:39.563	192	0.387	151.2	Race
6	89	Hankook Team Farnbacher	Ferrari F458 Italia	LM GTE Pro	Dominik Farnbacher	1:39.749	104	0.573	150.9	Qualifying Practice
7	66	JMW Motorsport	Ferrari F458 Italia	LM GTE Pro	James Walker	1:40.185	136	1.009	150.3	Race
8	76	IMSA Performance Matmut	Porsche 911 RSR (997)	LM GTE Pro	Wolf Henzler	1:40.227	114	1.051	150.2	Race
9	71	AF Corse	Ferrari F458 Italia	LM GTE Pro	Toni Vilander	1:40.382	157	1.206	150.0	Free Practice 3
10	71	AF Corse	Ferrari F458 Italia	LM GTE Pro	Jaime Melo	1:40.390	146	1.214	150.0	Qualifying Practice
11	79	Jota	Aston Martin Vantage	LM GTE Pro	Sam Hancock	1:40.417	173	1.241	149.9	Qualifying Practice
12	90	JMB Racing	Ferrari F458 Italia	LM GTE Pro	Soheil Ayari	1:40.642	138	1.466	149.6	Free Practice 3
13	77	Team Felbermayr - Proton	Porsche 911 RSR (997)	LM GTE Pro	Marc Lieb	1:40.700	129	1.524	149.5	Free Practice 2
14	89	Hankook Team Farnbacher	Ferrari F458 Italia	LM GTE Pro	Allan Simonsen	1:40.753	81	1.577	149.4	Warm Up
15	75	Prosped Competition	Porsche 911 RSR (997)	LM GTE Pro	Marc Goossens	1:41.514	45	2.338	148.3	Free Practice 3
16	51	AF Corse	Ferrari F458 Italia	LM GTE Pro	Giancarlo Fisichella	1:41.709	13	2.533	148.0	Free Practice 2
17	79	Jota	Aston Martin Vantage	LM GTE Pro	Simon Dolan	1:42.434	126	3.258	147.0	Race
18	90	JMB Racing	Ferrari F458 Italia	LM GTE Pro	Manuel Rodrigues	1:43.620	101	4.444	145.3	Race
19	90	JMB Racing	Ferrari F458 Italia	LM GTE Pro	Pascal Ballay	1:46.079	61	6.903	141.9	Free Practice 3
LM GTE Am										
1	67	IMSA Performance Matmut	Porsche 911 RSR (997)	LM GTE Am	Nicolas Armindo	1:39.493	168		151.3	Free Practice 3
2	61	AF Corse	Ferrari F430	LM GTE Am	Marco Cioci	1:40.558	108	1.065	149.7	Qualifying Practice
3	82	CRS Racing	Ferrari F430	LM GTE Am	Phil Quaipe	1:40.777	104	1.284	149.4	Qualifying Practice
4	67	IMSA Performance Matmut	Porsche 911 RSR (997)	LM GTE Am	Raymond Narac	1:41.357	140	1.864	148.5	Race
5	88	Team Felbermayr - Proton	Porsche 911 RSR (997)	LM GTE Am	Christian Ried	1:42.107	165	2.614	147.4	Qualifying Practice
6	82	CRS Racing	Ferrari F430	LM GTE Am	Adam Christodoulou	1:42.388	110	2.895	147.0	Race
7	61	AF Corse	Ferrari F430	LM GTE Am	Stéphane Lemeret	1:42.655	82	3.162	146.7	Free Practice 2



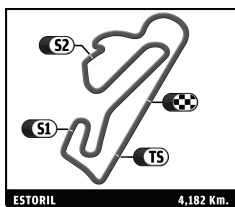
LE MANS SERIES
6 HOURS OF ESTORIL
 After Race

Provisional Classification by Driver And Class Fastest Lap

Nr	Team	Car	Class	Driver	Time	Laps	Gap	Kph	Session
8	88 Team Felbermayr - Proton	Porsche 911 RSR (997)	LM GTE Am	Horst Felbermayr Jr.	1:42.766	126	3.273	146.5	Free Practice 3
9	61 AF Corse	Ferrari F430	LM GTE Am	Piergiuseppe Perazzini	1:43.969	69	4.476	144.8	Free Practice 3
10	82 CRS Racing	Ferrari F430	LM GTE Am	Klaas Hummel	1:45.524	92	6.031	142.7	Warm Up
FLM									
1	92 Neil Garner Motorsport	Formula Le Mans - Oreca - 09	FLM	Alex Kapadia	1:36.044	101		156.8	Qualifying Practice
2	99 JMB Racing	Formula Le Mans - Oreca - 09	FLM	Nicolas Marroc	1:36.480	179	0.436	156.0	Qualifying Practice
3	95 Pegasus Racing	Formula Le Mans - Oreca - 09	FLM	Patrick Simon	1:37.474	102	1.430	154.5	Qualifying Practice
4	92 Neil Garner Motorsport	Formula Le Mans - Oreca - 09	FLM	Tor Graves	1:37.509	87	1.465	154.4	Race
5	95 Pegasus Racing	Formula Le Mans - Oreca - 09	FLM	Julien Schell	1:37.896	86	1.852	153.8	Free Practice 3
6	95 Pegasus Racing	Formula Le Mans - Oreca - 09	FLM	Mirco Schultis	1:40.240	121	4.196	150.2	Warm Up
7	99 JMB Racing	Formula Le Mans - Oreca - 09	FLM	Peter Kutemann	1:42.573	130	6.529	146.8	Free Practice 3
8	92 Neil Garner Motorsport	Formula Le Mans - Oreca - 09	FLM	John Hartshorne	1:44.590	70	8.546	143.9	Race

Published at:

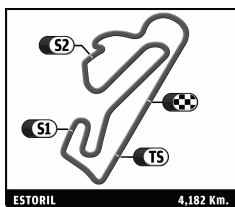
Race Director:	Timekeeper:
-----------------------	--------------------



LE MANS SERIES 6 HOURS OF ESTORIL Race

Lap Chart

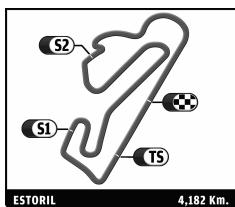
		LAP																																		
Nr	Pos	Grid	1	2	3	4	5	6	7	8	9	10	11	12	13	14	15	16	17	18	19	20	21	22	23	24	25	26	27	28	29	30	31	32		
12	1	12	12	12	12	12	12	12	12	12	12	12	12	12	12	12	12	12	12	12	12	12	12	12	12	12	12	12	12	12	12	12	12	12	12	12
16	2	16	13	13	13	13	13	13	13	13	13	13	13	13	13	13	13	13	13	13	13	13	13	12	16	16	16	16	16	16	16	16	16	16	16	16
13	3	13	16	16	16	16	16	16	16	16	16	16	16	16	16	16	16	16	16	16	16	16	16	16	41	41	41	41	41	41	41	41	41	41	41	41
41	4	41	42	42	42	42	42	42	42	42	41	41	41	41	41	41	41	41	41	41	41	41	41	41	41	42	42	42	42	42	42	42	42	42	42	42
42	5	42	41	41	41	41	41	41	41	41	41	42	42	42	42	42	42	42	42	42	42	42	42	42	45	45	45	45	45	45	45	45	45	45	45	45
46	6	46	45	45	45	45	45	45	45	45	45	45	45	45	45	45	45	45	45	45	45	45	45	45	45	40	40	40	40	40	40	40	40	40	40	40
45	7	45	40	40	40	40	40	40	40	40	40	40	40	40	40	40	40	40	40	40	40	40	40	40	46	46	46	46	46	46	46	46	46	46	46	46
40	8	40	39	39	39	39	39	39	39	39	39	39	39	39	39	39	39	39	39	39	39	39	39	46	46	46	46	44	44	44	44	44	44	44	44	45
39	9	39	43	43	43	43	43	43	43	43	43	43	43	43	43	43	43	43	43	43	43	43	44	44	44	39	39	39	39	39	39	39	39	39	39	
43	10	43	46	46	46	46	46	46	46	46	46	46	46	46	46	46	46	46	46	46	46	46	44	44	39	39	39	39	39	39	39	39	39	39	39	
44	11	44	44	44	44	44	44	44	44	44	44	44	44	44	44	44	44	44	44	44	44	44	92	95	95	92	92	92	92	92	92	92	92	92	92	92
92	12	92	95	95	95	95	95	95	95	95	95	95	95	95	95	95	95	95	95	95	95	95	39	92	92	66	66	66	66	66	66	66	66	66	66	
99	13	99	76	76	76	76	76	76	76	76	92	92	92	92	92	92	92	92	92	92	92	92	66	66	66	76	76	76	76	76	76	76	76	76	76	
95	14	95	66	66	66	66	66	66	66	66	66	66	66	66	66	66	66	66	66	66	66	66	66	76	76	76	76	76	76	76	76	76	76	76	76	
66	15	66	89	77	77	77	77	77	77	77	76	76	76	76	76	76	76	76	76	76	76	76	71	71	71	77	77	77	77	77	77	77	77	77	89	61
51	16	51	77	89	89	89	89	89	77	77	77	77	77	77	77	77	77	77	77	77	77	77	77	77	89	89	89	89	89	89	89	89	89	89	89	89
77	17	77	71	71	71	71	71	71	71	71	71	71	71	71	71	71	71	71	71	71	71	71	71	77	77	77	77	77	77	77	77	77	77	77	77	77
75	18	75	90	92	92	92	92	92	92	92	92	92	92	92	92	92	92	92	92	92	92	92	92	92	92	92	92	92	92	92	92	92	92	92	92	92
89	19	89	79	90	90	90	90	90	90	90	90	90	90	90	90	90	90	90	90	90	90	90	90	90	90	90	90	90	90	90	90	90	90	90	90	90
76	20	76	92	79	79	79	79	79	79	79	79	79	79	79	79	79	79	79	79	79	79	79	79	79	79	79	79	79	79	79	79	79	79	79	79	79
67	21	67	61	61	61	61	61	61	61	61	61	61	61	61	61	61	61	61	61	61	61	61	61	61	61	61	61	61	61	61	61	61	61	61	61	61
71	22	71	75	67	67	67	67	67	67	67	67	67	67	67	67	67	67	67	67	67	67	67	67	67	67	67	67	67	67	67	67	67	67	67	67	67
79	23	79	82	82	82	82	82	82	82	82	82	82	82	82	82	82	82	82	82	82	82	82	82	82	82	82	82	82	82	82	82	82	82	82	82	82
61	24	61	67	88	88	88	88	88	88	88	88	88	88	88	88	88	88	88	88	88	88	88	88	88	88	88	88	88	88	88	88	88	88	88	88	88
90	25	90	88	99	99	99	99	99	99	99	99	99	99	99	99	99	99	99	99	99	99	99	99	99	99	99	99	99	99	99	99	99	99	99	99	99
82	26	82	99	75	51	51	51	51	51	51	51	51	51	51	51	51	51	51	51	51	51	51	51	51	51	51	51	51	51	51	51	51	51	51	51	51
88	27	88	51	51	51	51	51	51	51	51	51	51	51	51	51	51	51	51	51	51	51	51	51	51	51	51	51	51	51	51	51	51	51	51	51	51



LE MANS SERIES 6 HOURS OF ESTORIL Race

Lap Chart

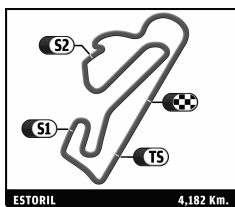
		LAP																																
Nr	Pos	33	34	35	36	37	38	39	40	41	42	43	44	45	46	47	48	49	50	51	52	53	54	55	56	57	58	59	60	61	62	63	64	65
12	1	13	13	13	13	13	13	13	13	13	13	13	13	13	13	13	13	13	13	13	13	13	13	13	13	13	13	13	13	13	13	13	13	
16	2	16	16	16	16	16	16	16	16	16	16	16	16	16	16	16	16	16	16	16	16	16	16	16	16	16	16	16	16	16	16	16	16	16
13	3	42	42	42	41	41	41	41	41	41	41	41	41	41	41	41	41	41	41	41	41	41	41	41	41	41	41	41	41	41	41	41	41	
41	4	40	40	41	45	45	45	45	45	45	45	45	45	45	45	45	45	45	45	45	45	45	45	45	45	45	45	45	45	45	45	45	45	
42	5	41	41	45	42	42	42	42	42	42	42	42	42	42	42	42	42	42	46	46	46	46	46	46	46	46	46	46	46	46	46	46	46	
46	6	46	45	40	40	40	40	40	40	40	40	40	40	40	40	40	40	46	46	42	42	39	39	39	39	39	39	39	39	39	39	39	40	40
45	7	45	44	44	44	44	44	44	44	46	46	46	46	46	46	40	39	39	39	40	40	40	40	40	40	40	40	40	40	40	40	40	42	42
40	8	44	46	46	46	46	46	46	44	44	44	44	39	39	39	39	40	40	40	42	42	42	42	42	42	42	42	42	42	42	42	39	39	
39	9	92	39	39	39	39	39	39	39	39	39	44	44	95	95	95	95	95	95	95	95	95	95	95	95	95	95	95	95	95	95	95	95	
43	10	39	92	92	66	66	66	66	66	66	77	95	95	92	92	92	92	92	92	92	92	92	92	92	92	92	92	92	92	92	92	92	92	
44	11	95	95	66	77	77	77	77	77	77	95	77	92	92	44	44	44	44	44	44	44	44	44	44	44	44	44	44	44	44	44	44	44	
92	12	66	66	77	95	95	95	95	95	95	92	92	66	66	66	66	66	66	66	66	66	66	66	66	66	66	66	66	66	66	66	66	66	
99	13	77	77	76	76	92	92	92	92	92	66	66	77	77	77	77	77	77	77	77	77	77	77	77	77	77	77	77	77	77	77	77	77	
95	14	76	76	95	92	76	61	61	61	67	76	76	76	76	76	76	76	76	76	76	76	76	76	76	76	76	76	76	76	76	76	76	76	
66	15	61	61	61	61	61	67	67	67	90	88	88	88	89	89	89	89	89	89	89	89	89	89	89	89	89	89	89	89	89	89	89	89	
51	16	89	89	67	67	67	79	79	79	76	89	89	89	61	61	61	61	61	61	61	61	61	61	61	61	61	61	61	61	61	61	61	61	
77	17	67	67	89	90	79	90	90	90	88	61	61	61	67	67	67	67	67	67	67	67	67	67	67	67	67	67	67	67	67	67	67	67	
75	18	90	90	90	79	90	88	88	76	89	67	67	67	79	79	79	79	79	79	79	79	79	79	79	79	79	79	79	79	79	79	79	79	
89	19	79	79	79	88	88	76	76	88	61	79	79	79	90	90	90	90	90	90	90	90	90	90	90	90	90	90	90	90	90	90	90	90	
76	20	88	88	88	89	89	89	89	89	79	90	90	88	88	88	88	88	88	88	88	88	88	88	88	88	88	71	99	99	99	99	99	99	
67	21	82	82	82	71	71	71	71	71	71	71	71	71	71	71	71	71	71	71	71	71	71	71	71	71	71	71	71	71	71	71	71	71	
71	22	71	71	71	71	82	82	82	82	82	82	82	99	99	99	99	99	99	99	99	99	99	99	99	99	99	88	88	88	88	99	99	99	
79	23	99	99	99	99	99	99	99	99	99	99	99	99	99	82	82	82	82	82	82	82	82	82	82	82	82	82	82	82	82	82	82	82	
61	24	43	43	43	43	43	43	43	43	43	43	43	43	43	43	43	43	43	43	43	43	43	43	43	43	43	43	43	43	43	43	43	43	
90	25	12	12	12	12	12	12	12	12	12	12	12	12	12	12	12	12	12	12	12	12	12	12	12	12	12	12	12	12	12	12	12	12	
82	26																																	
88	27																																	



LE MANS SERIES 6 HOURS OF ESTORIL Race

Lap Chart

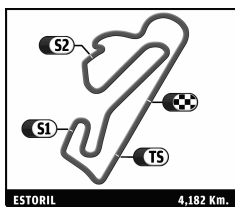
		LAP																																	
Nr	Pos	66	67	68	69	70	71	72	73	74	75	76	77	78	79	80	81	82	83	84	85	86	87	88	89	90	91	92	93	94	95	96	97	98	
12	1	13	13	13	16	16	16	16	16	16	16	16	16	16	16	16	16	16	16	16	16	16	16	16	16	16	16	16	16	16	16	16	16	16	
16	2	16	16	16	13	13	13	13	13	13	13	13	13	13	13	13	13	13	13	13	13	13	13	13	13	13	13	13	13	13	13	13	13	13	
13	3	41	41	45	45	45	45	45	45	45	45	45	45	45	45	45	45	45	45	45	45	45	45	45	45	45	45	45	45	45	45	45	45	45	
41	4	45	45	41	41	41	41	41	41	41	41	41	41	41	41	41	41	41	41	41	41	41	41	41	41	41	41	46	46	46	46	46	46	46	
42	5	46	46	40	40	40	40	40	40	40	40	40	40	40	40	40	40	40	40	40	46	46	46	46	46	46	46	40	40	40	40	40	40	40	
46	6	40	40	46	46	46	46	46	46	46	46	46	46	46	46	46	46	46	46	46	42	42	42	42	40	40	40	40	41	41	41	41	41	41	
45	7	42	42	42	42	42	42	42	42	42	42	42	42	42	42	42	42	42	42	42	40	40	40	42	42	42	42	42	42	42	42	42	42	42	
40	8	95	95	95	95	95	92	44	44	44	44	44	44	44	44	44	44	66	66	66	44	44	44	44	44	44	44	44	44	44	44	44	44	44	
39	9	39	92	92	92	92	44	66	66	66	66	66	66	66	66	66	66	44	44	44	95	95	95	95	95	95	95	95	95	95	95	95	95	95	
43	10	92	44	44	44	44	66	95	95	95	95	95	95	95	95	95	95	95	95	95	92	92	92	92	92	66	66	66	66	66	66	66	66		
44	11	44	66	66	66	66	95	77	77	77	77	77	77	77	77	77	77	77	77	77	66	66	66	66	66	77	77	77	77	77	77	77	77		
92	12	66	77	77	77	77	77	92	92	92	92	92	92	92	92	92	92	92	92	92	66	77	77	77	77	76	76	76	76	76	76	76	76		
99	13	77	76	76	76	76	76	76	76	76	76	76	76	61	61	61	61	67	67	67	76	76	76	76	76	99	99	99	99	99	99	99	99		
95	14	76	89	89	89	89	89	89	89	89	89	89	61	61	89	67	67	61	76	99	99	99	99	99	99	89	89	89	89	89	89	89	71		
66	15	89	61	61	61	61	61	61	61	61	61	89	89	67	89	90	90	90	90	89	89	89	89	89	89	92	71	71	71	71	71	71	67		
51	16	61	67	67	67	67	67	67	67	67	67	67	67	90	90	79	79	76	99	61	61	61	61	61	61	71	61	61	39	61	61	61			
77	17	67	79	79	79	79	79	90	90	90	90	90	90	90	79	79	76	76	71	89	71	71	71	71	71	71	61	67	67	67	61	99	99		
75	18	79	90	90	90	90	79	79	79	79	79	79	79	71	76	71	71	99	61	67	67	67	67	67	67	39	39	67	79	79	79	79	79		
89	19	90	71	71	71	71	71	71	71	71	71	71	71	71	76	71	99	99	89	71	88	88	88	88	39	39	39	79	79	79	82	82	82		
76	20	71	88	88	88	99	99	99	99	99	99	99	99	99	99	89	89	79	88	90	90	39	39	88	90	90	90	82	90	90	90	88	88		
67	21	88	99	99	99	88	88	88	88	88	88	88	88	88	88	88	88	88	39	39	39	90	90	90	90	79	79	82	82	90	39	88	88		
71	22	99	82	82	82	82	82	82	82	39	39	39	39	39	39	39	39	39	79	79	79	79	79	79	79	82	82	88	88	88	39	39	43		
79	23	82	39	39	39	39	39	39	39	82	82	82	82	82	82	82	82	82	82	82	82	82	82	82	88	88	43	43	43	43	43	43	12		
61	24	43	43	43	43	43	43	43	43	43	43	43	43	43	43	43	43	43	43	43	43	43	43	43	43	43	12	12	12	12	12	12	92		
90	25	12	12	12	12	12	12	12	12	12	12	12	12	12	12	12	12	12	12	12	12	12	12	12	12	12	12	12	12	12	12	12	12		
82	26																																		
88	27																																		



LE MANS SERIES 6 HOURS OF ESTORIL Race

Lap Chart

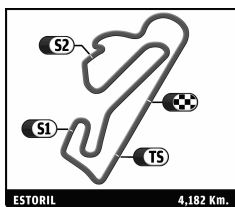
		LAP																																		
Nr	Pos	99	100	101	102	103	104	105	106	107	108	109	110	111	112	113	114	115	116	117	118	119	120	121	122	123	124	125	126	127	128	129	130	131		
12	1	16	16	16	16	16	16	16	16	16	13	13	13	13	13	13	13	13	13	13	13	13	13	13	13	13	13	13	13	13	13	13	13			
16	2	13	13	13	13	13	13	13	13	13	16	16	16	16	16	16	16	16	16	16	16	16	16	16	16	16	16	16	16	16	16	16	16	16		
13	3	45	45	45	45	45	45	45	45	45	45	45	45	45	45	45	45	45	45	45	45	45	45	45	45	45	45	45	45	45	45	45	45	45		
41	4	46	46	46	46	46	46	46	46	46	46	46	46	46	46	46	46	46	46	46	46	46	46	46	46	46	46	46	46	46	46	46	46	46		
42	5	40	40	40	40	40	40	40	40	40	40	40	40	40	40	40	40	40	40	40	40	40	40	41	41	41	41	41	40	40	40	40	40	40		
46	6	41	41	41	41	41	41	41	41	41	41	41	41	41	41	41	41	41	41	41	41	41	41	40	40	40	40	40	41	41	41	41	41	41	41	
45	7	42	42	42	42	42	42	42	42	42	42	42	42	44	44	44	44	44	44	44	44	66	66	66	66	66	66	66	44	44	44	44	44	44	44	
40	8	44	44	44	44	44	44	44	44	44	44	44	44	66	66	66	66	66	66	66	77	77	77	77	77	77	44	44	66	66	66	95	95	95	95	
39	9	95	95	95	95	95	95	95	95	95	95	95	95	77	77	77	77	77	77	77	44	44	44	44	44	44	77	77	77	77	77	77	77	77		
43	10	66	66	66	66	66	66	77	77	77	77	77	77	76	76	76	76	76	76	76	76	95	95	95	95	95	95	95	95	95	95	95	95	95	95	
44	11	77	77	77	77	77	77	76	76	76	76	76	76	95	95	95	95	95	95	95	95	95	76	76	76	76	76	76	76	76	76	76	76	76	76	
92	12	76	76	76	76	76	76	95	95	95	95	95	95	71	71	71	71	71	71	71	71	71	71	71	71	71	71	71	71	71	71	71	71	71	71	
99	13	89	71	71	71	71	71	71	71	71	71	71	71	67	67	67	67	67	67	67	67	67	67	67	67	67	67	67	71	67	67	67	67	67	67	
95	14	71	67	67	67	67	67	67	67	67	67	67	67	61	61	61	61	61	61	61	61	79	79	79	79	79	79	79	79	79	79	79	79	79	79	
66	15	67	61	61	61	61	61	61	61	61	61	61	61	79	79	79	79	79	79	79	99	99	99	99	99	99	99	61	61	82	82	82	82	82	82	
51	16	61	99	99	99	99	99	99	99	99	99	99	99	99	99	99	99	99	99	99	61	61	61	61	61	61	79	79	88	88	88	88	99	99	99	
77	17	99	79	79	79	79	79	79	79	79	79	79	79	82	88	88	88	88	88	88	88	88	88	88	88	88	88	88	88	88	88	88	88	88	88	
75	18	79	82	82	82	82	82	82	82	82	82	82	82	88	88	88	88	88	88	88	88	88	88	88	88	88	88	88	88	88	88	88	88	88	88	
89	19	82	88	88	88	88	88	88	88	88	88	88	88	90	90	90	90	90	90	90	90	90	90	90	90	90	90	90	90	90	90	90	90	90	90	
76	20	88	90	90	90	90	90	90	90	90	90	90	90	43	43	43	43	43	43	43	43	43	43	43	43	43	43	43	43	43	43	43	43	43	43	
67	21	90	43	43	43	43	43	43	43	43	43	43	43	42	42	42	42	42	42	42	42	42	42	42	42	43	43	43	43	43	43	43	43	43	43	
71	22	43	12	12	12	12	12	12	12	12	12	12	12	12	12	12	12	12	12	12	12	12	12	12	12	12	12	12	12	12	12	12	12	12	12	
79	23	12	92	92	92	92	92	92	92	92	92	92	92	92	92	92	92	92	92	92	92	92	92	92	92	92	92	92	92	92	92	92	92	92	92	
61	24	92																																		
90	25																																			
82	26																																			
88	27																																			



LE MANS SERIES 6 HOURS OF ESTORIL Race

Lap Chart

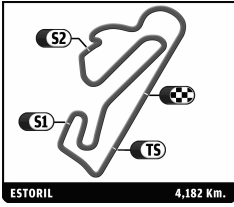
		LAP																																
Nr	Pos	132	133	134	135	136	137	138	139	140	141	142	143	144	145	146	147	148	149	150	151	152	153	154	155	156	157	158	159	160	161	162	163	164
12	1	13	13	13	13	13	16	16	16	16	16	16	16	16	16	16	16	16	16	16	16	16	16	16	16	16	16	16	16	16	16	16	16	
16	2	16	16	16	16	16	13	13	13	13	13	13	13	13	13	13	13	13	13	13	13	13	13	13	13	13	13	13	13	13	13	13	13	
13	3	46	46	46	45	45	45	45	45	45	45	45	45	45	45	45	45	45	45	45	45	45	45	45	45	45	45	45	45	45	45	45	45	
41	4	45	45	45	46	46	46	46	46	46	46	46	40	40	40	40	40	40	40	40	40	40	46	46	46	46	46	46	46	46	46	46	46	
42	5	40	40	40	40	40	40	40	40	40	40	46	46	46	46	46	46	46	46	46	46	46	40	41	41	41	41	41	41	41	41	41	41	
46	6	41	41	41	41	41	41	41	41	41	41	41	41	41	41	41	41	41	41	41	41	41	41	40	40	40	40	40	40	40	40	40	40	
45	7	44	44	44	44	44	44	44	44	44	44	44	44	44	44	44	44	44	44	44	44	44	44	44	44	44	44	44	44	44	44	44	44	
40	8	95	95	95	95	95	95	95	95	95	77	77	77	77	77	77	77	77	77	77	77	77	77	77	77	77	77	77	77	77	77	77	77	
39	9	77	77	77	77	77	77	77	77	77	66	66	66	66	66	66	66	66	66	66	66	66	66	66	66	66	66	66	66	66	66	66	66	
43	10	66	66	66	66	66	66	66	66	66	95	95	95	95	95	95	95	95	95	95	95	95	95	95	95	95	95	95	95	95	95	95	95	
44	11	76	76	76	76	76	76	76	76	76	76	76	76	76	76	76	76	76	76	76	76	76	76	76	71	71	71	71	71	71	71	71	71	
92	12	71	71	71	71	71	71	71	71	71	71	71	71	71	71	71	71	71	71	71	71	71	71	71	76	76	76	76	76	76	76	76	76	
99	13	67	67	67	67	67	67	67	67	67	67	67	67	67	67	67	67	67	67	67	67	67	67	67	67	67	67	67	67	67	67	67	67	
95	14	79	79	79	79	79	79	79	99	99	99	99	99	99	99	99	99	99	99	99	99	99	99	99	99	99	99	99	99	99	99	99	99	
66	15	82	82	99	99	99	99	99	79	79	79	79	79	79	79	79	79	79	79	79	79	79	79	79	79	79	79	79	79	79	79	79	79	
51	16	99	99	82	82	82	82	82	82	82	82	82	82	82	82	82	82	82	82	82	82	82	82	82	82	82	82	82	82	82	82	82	82	
77	17	61	61	61	61	88	88	88	88	88	88	88	88	88	88	88	88	88	88	88	88	88	88	88	88	88	88	88	88	88	88	88	88	
75	18	88	88	88	88	88	61	61	90	90	90	90	90	90	90	90	90	90	90	90	90	90	90	90	90	90	90	90	90	90	90	90	90	
89	19	90	90	90	90	90	90	90	61	43	43	43	43	43	43	43	43	43	43	43	43	43	43	43	43	43	43	43	43	43	43	43	90	
76	20	42	43	43	43	43	43	43	43	61	61	61	42	42	42	42	42	42	42	42	42	42	42	42	42	42	42	42	42	42	42	42	42	
67	21	43	42	42	42	42	42	42	42	42	42	42	61	61	61	61	61	61	61	61	61	61	61	61	61	61	61	61	12	12	12	12	12	
71	22	12	12	12	12	12	12	12	12	12	12	12	12	12	12	12	12	12	12	12	12	12	12	12	12	12	12	12	12	12	92	92	92	
79	23	92	92	92	92	92	92	92	92	92	92	92	92	92	92	92	92	92	92	92	92	92	92	92	92	92	92	92	92	92	92	92	92	
61	24																																	
90	25																																	
82	26																																	
88	27																																	



LE MANS SERIES 6 HOURS OF ESTORIL Race

Lap Chart

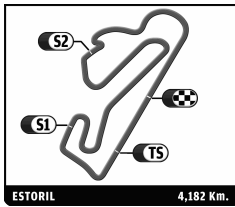
		LAP																																	
Nr	Pos	165	166	167	168	169	170	171	172	173	174	175	176	177	178	179	180	181	182	183	184	185	186	187	188	189	190	191	192	193	194	195	196	197	
12	1	16	16	16	16	16	16	16	16	16	16	16	16	16	16	16	16	16	16	16	16	16	16	16	16	16	16	16	16	16	16	16	16	16	
16	2	13	13	13	13	13	13	13	13	13	13	13	13	13	13	13	13	13	13	13	13	13	13	13	13	13	13	13	13	13	13	13	13	13	
13	3	46	46	46	45	45	45	45	45	45	45	45	45	45	45	45	45	45	45	45	45	45	45	45	45	45	45	45	45	45	45	45	45	45	
41	4	45	45	45	46	46	46	46	46	46	46	46	46	46	46	46	46	46	46	46	46	46	46	46	46	46	46	46	46	46	46	46	46	46	
42	5	41	41	41	41	41	41	41	41	41	41	41	41	41	41	41	41	41	41	41	41	41	41	41	41	41	41	41	41	41	41	41	41	41	
46	6	40	40	40	40	40	40	40	40	40	40	40	40	44	44	44	44	44	44	44	44	40	40	40	40	40	40	40	40	40	44	44	44	44	
45	7	44	44	44	44	44	44	44	44	44	44	44	40	40	40	40	40	40	40	40	44	44	44	44	44	44	44	44	44	40	40	40	40	66	
40	8	77	77	77	66	66	66	66	66	66	66	66	66	66	66	66	66	66	66	66	66	66	66	66	66	66	66	66	66	66	66	66	66	77	
39	9	66	66	66	77	77	77	77	77	77	77	77	77	77	77	77	77	77	77	77	77	77	77	77	77	77	77	77	77	77	77	77	77	40	
43	10	95	95	95	95	95	95	95	95	95	95	95	95	95	95	95	95	95	95	95	95	95	95	95	95	95	95	95	95	95	95	95	95	95	
44	11	76	76	76	76	76	76	76	76	76	76	76	76	76	76	76	76	76	76	76	76	76	76	76	76	76	76	76	76	76	76	71	71	71	
92	12	71	71	71	71	71	71	71	71	71	71	71	71	71	71	71	71	71	71	71	71	71	71	71	71	71	71	71	71	71	71	71	71	71	
99	13	67	67	67	67	99	99	99	99	99	99	99	99	99	99	99	99	67	67	67	67	67	67	67	67	67	67	67	67	67	67	95	95	95	
95	14	99	99	99	99	67	67	67	67	67	67	67	67	67	67	67	67	99	99	99	99	99	99	99	99	99	99	99	99	99	99	99	99	99	
66	15	79	79	79	79	79	79	79	79	79	79	79	79	79	79	79	79	79	79	79	79	79	99	99	99	99	99	99	99	99	99	99	99	99	
51	16	82	82	82	82	82	82	82	82	82	82	82	82	82	82	82	82	82	82	82	82	82	82	82	82	82	82	82	82	82	82	82	82	82	
77	17	88	88	88	88	88	88	88	88	88	88	88	88	88	88	88	88	88	88	88	88	88	88	88	88	88	88	88	88	88	88	88	88	88	
75	18	43	43	43	43	43	43	43	43	43	43	43	43	43	43	43	43	43	43	43	43	43	43	43	43	43	43	43	43	43	43	43	43	43	
89	19	42	42	42	42	90	90	90	90	90	90	90	42	42	42	42	42	42	42	42	42	42	42	42	42	42	42	42	42	42	42	42	42	42	
76	20	90	90	90	90	42	42	42	42	42	42	90	90	90	90	90	90	90	90	90	90	90	90	90	90	90	90	90	90	90	90	90	90	90	
67	21	12	12	12	12	12	12	12	12	12	12	12	12	12	12	12	12	12	12	12	12	12	12	12	12	12	12	12	12	12	12	12	12	12	
71	22	92	92	92	92	92	92	92	92	92	92	92	92	92	92	92	92	92	92	92	92	92	92	92	92	92	92	92	92	92	92	92	92	92	
79	23																																		
61	24																																		
90	25																																		
82	26																																		
88	27																																		



LE MANS SERIES 6 HOURS OF ESTORIL Race

Lap Chart

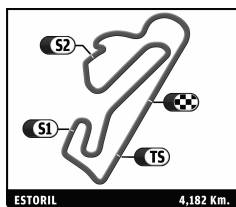
		LAP																											
Nr	Pos	198	199	200	201	202	203	204	205	206	207	208	209	210	211	212	213	214	215	216	217	218	219	220	221	222	223	224	225
12	1	13	13	16	16	16	16	16	16	16	16	16	16	16	16	16	16	16	16	16	16	16	16	16	16	16	16	16	16
16	2	16	16	13	13	13	13	13	13	13	13	13	13	13	13	13	13	13	13	13	13	13	13	13	13	13	13	13	13
13	3	45	45	45	45	45	45	45	45	45	45	45	45	45	45	45	45	45	45	45	45	45	45	46					
41	4	46	46	46	46	46	46	46	46	46	46	46	46	46	46	46	46	46	46	46	46	46	46	46					
42	5	41	41	41	41	41	41	41	41	41	41	41	41	41	41	41	41	41	41	41	41	41	41	41					
46	6	44	44	44	44	44	44	44	44	44	44	44	44	44	44	44	44	44	44	44	44	44	44	44					
45	7	66	66	66	66	66	66	66	66	66	66	66	66	66	66	66	66	66	66	66	66	66	66	66					
40	8	77	77	77	77	77	77	77	77	77	77	77	77	77	77	77	77	77	77	77	77	77	77	77					
39	9	40	40	40	40	40	40	40	40	40	40	40	40	40	40	40	40	40	40	40	40	40	40	40					
43	10	76	76	76	76	76	76	76	76	76	76	76	76	76	76	76	76	76	76	76	76	76	76	76					
44	11	71	71	71	71	71	71	71	71	71	71	71	71	71	71	71	71	71	71	71	71	71	71	71					
92	12	67	67	67	67	67	67	67	67	67	67	67	67	67	67	67	67	67	67	67	67	67	67	67					
99	13	95	95	95	95	95	95	95	95	95	95	95	95	95	95	95	95	95	95	95	95	95	95	95					
95	14	79	79	79	79	79	79	79	79	79	79	79	79	79	79	79	79	79	79	79	79	79	79	79					
66	15	99	99	99	99	99	99	99	99	99	99	99	99	99	99	99	99	99	99	99	99	99	99	99					
51	16	82	82	82	82	82	82	82	82	82	82	82	82	82	82	82	82	82	82	82	82	82	82	82					
77	17	88	88	88	88	88	88	88	88	88	88	88	88	88	88	88	88	88	88	88	88	88	88	88					
75	18	43	43	43	43	43	43	43	43	43	43	43	43	43	43	43	43	43	43	43	43	43	43	43					
89	19	42	42	42	42	42	42	42	42	42	42	42	42	42	42	42	42	42	42	42	42	42	42	42					
76	20																												
67	21																												
71	22																												
79	23																												
61	24																												
90	25																												
82	26																												
88	27																												



LE MANS SERIES
6 HOURS OF ESTORIL
Race

Best Sector Times

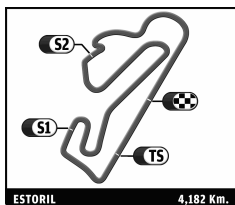
SECTOR 1			SECTOR 2			SECTOR 3			Pos	Team	Ideal Lap	Best Lap
Pos	Driver	Time	Driver	Time	Driver	Time						
1	12 N.Jani	18.241	12 N.Jani	44.058	16 J.Jousse	27.956	1	12 Rebellion Racing	1'30.528	1:30.702	(1)	
2	16 J.Jousse	18.475	13 J.Boullion	44.164	12 N.Jani	28.229	2	16 Pescarolo Team	1'30.634	1:30.733	(2)	
3	13 J.Boullion	18.623	16 J.Jousse	44.203	13 J.Boullion	28.458	3	13 Rebellion Racing	1'31.245	1:31.397	(3)	
4	46 M.Beche	18.840	41 T.Kimber-Smith	44.833	41 T.Kimber-Smith	28.742	4	41 Greaves Motorsport	1'32.477	1:32.611	(4)	
5	41 T.Kimber-Smith	18.902	40 J.Hirschi	45.336	45 D.Kraihamer	28.767	5	45 Boutsen Energy Racing	1'33.076	1:33.076	(5)	
6	40 J.Hirschi	18.903	45 D.Kraihamer	45.356	42 D.Watts	28.887	6	40 Race Performance	1'33.150	1:33.526	(6)	
7	45 D.Kraihamer	18.953	46 M.Beche	45.577	40 J.Hirschi	28.911	7	46 TDS Racing	1'33.419	1:33.575	(7)	
8	42 D.Watts	19.120	42 D.Watts	45.719	46 M.Beche	29.002	8	42 Strakka Racing	1'33.726	1:33.754	(8)	
9	43 W.Hughes	19.250	43 W.Hughes	46.125	39 P.Kaffer	29.345	9	39 Pecom Racing	1'34.908	1:35.114	(9)	
10	39 P.Kaffer	19.263	39 P.Kaffer	46.300	44 F.Rosier	29.468	10	43 RLR Msport	1'34.916	1:35.156	(10)	
11	44 F.Rosier	19.479	44 F.Rosier	46.350	43 W.Hughes	29.541	11	44 Extreme Limite AM Paris	1'35.297	1:35.487	(11)	
12	92 T.Graves	19.607	99 N.Marroc	47.183	99 N.Marroc	30.134	12	99 JMB Racing	1'37.135	1:37.447	(12)	
13	99 N.Marroc	19.818	92 T.Graves	47.497	92 T.Graves	30.282	13	92 Neil Garner Motorsport	1'37.386	1:37.509	(13)	
14	95 P.Simon	20.050	95 J.Schell	47.898	95 J.Schell	30.644	14	95 Pegasus Racing	1'38.592	1:39.180	(14)	
15	76 W.Henzler	20.258	76 P.Pilet	48.151	66 R.Bell	30.939	15	76 IMSA Performance Matmut	1'39.377	1:39.563	(15)	
16	77 R.Lietz	20.407	66 J.Walker	48.381	76 P.Pilet	30.968	16	66 JMW Motorsport	1'39.867	1:40.160	(17)	
17	67 N.Armino	20.417	77 R.Lietz	48.436	77 R.Lietz	31.122	17	77 Team Felbermayr - Proton	1'39.965	1:40.122	(16)	
18	71 J.Melo	20.459	67 N.Armino	48.586	79 S.Hancock	31.211	18	67 IMSA Performance Matmut	1'40.391	1:40.505	(19)	
19	66 J.Walker	20.547	71 T.Vilander	48.707	71 T.Vilander	31.234	19	71 AF Corse	1'40.400	1:40.485	(18)	
20	82 P.Quaife	20.618	79 S.Hancock	48.751	51 G.Bruni	31.287	20	79 Jota	1'40.648	1:40.973	(20)	
21	90 S.Ayari	20.638	51 G.Bruni	49.100	67 N.Armino	31.388	21	51 AF Corse	1'41.070	1:41.325	(21)	
22	51 G.Bruni	20.683	90 S.Ayari	49.245	89 D.Farnbacher	31.490	22	90 JMB Racing	1'41.405	1:41.405	(22)	
23	79 S.Hancock	20.686	89 D.Farnbacher	49.398	90 S.Ayari	31.522	23	89 Hankook Team Farnbacher	1'41.687	1:41.740	(23)	
24	61 S.Lemeret	20.793	82 P.Quaife	49.631	82 P.Quaife	31.653	24	82 CRS Racing	1'41.902	1:42.038	(24)	
25	89 D.Farnbacher	20.799	88 H.Felbermayr Jr.	49.750	88 H.Felbermayr Jr.	31.818	25	88 Team Felbermayr - Proton	1'42.386	1:42.798	(25)	
26	88 H.Felbermayr Jr.	20.818	61 M.Cioci	49.818	61 S.Lemeret	31.845	26	61 AF Corse	1'42.456	1:42.841	(26)	
27	75 M.Goossens	22.230	75 M.Goossens	53.189	75 M.Goossens	34.438	27	75 Prospeed Competition	1'49.857			



LE MANS SERIES 6 HOURS OF ESTORIL Race

Best Top Speeds

Team	Car	Class	Top Speed Driver	Top 1		Top 2		Top 3		Top 4		Top 5		Avg
				Kph	Lap	Kph	Lap	Kph	Lap	Kph	Lap	Kph	Lap	
12 Rebellion Racing	Lola B10/60 Coupé - Toyota	LM P1	N. Jani	285.4	149	285.4	144	285.4	118	283.9	134	283.9	164	284,8
16 Pescarolo Team	Pescarolo - Judd	LM P1	J. Jousse	282.5	65	281.7	52	281.7	53	281.7	135	281.7	123	281,9
13 Rebellion Racing	Lola B10/60 Coupé - Toyota	LM P1	J. Boullion	280.3	204	280.3	54	279.6	193	278.9	187	278.9	184	279,6
42 Strakka Racing	HPD ARX - 01d	LM P2	D. Watts	272.0	178	270.7	198	270.0	136	269.3	152	269.3	129	270,3
45 Boutsen Energy Racing	Oreca 03 - Nissan	LM P2	D. Kraihamer	272.0	47	272.0	71	271.3	140	271.3	116	270.7	60	271,5
40 Race Performance	Oreca 03 - Judd	LM P2	J. Hirschi	271.3	68	271.3	142	270.7	137	270.7	141	270.7	143	270,9
41 Greaves Motorsport	Zytek Z11SN - Nissan	LM P2	O. Lombard	270.7	63	270.7	138	270.0	187	269.3	199	269.3	61	270,0
46 TDS Racing	Oreca 03 - Nissan	LM P2	M. Beche	269.3	69	268.7	58	268.7	124	268.0	121	268.0	120	268,5
77 Team Felbermayr - Proton	Porsche 911 RSR (997)	LM GTE Pro	M. Lieb	266.7	79	262.9	204	261.7	206	261.7	165	261.7	201	262,9
44 Extreme Limite AM Paris	Norma M200P - Judd	LM P2	P.	266.7	170	265.4	21	265.4	16	265.4	40	264.8	24	265,5
39 Pecom Racing	Lola B11/40 - Judd	LM P2	P. Kaffer	265.4	61	263.5	51	262.9	60	262.3	53	261.7	52	263,2
99 JMB Racing	Formula Le Mans - Oreca - 09	FLM	N. Marroc	264.8	39	263.5	154	263.5	149	262.9	57	262.3	51	263,4
92 Neil Garner Motorsport	Formula Le Mans - Oreca - 09	FLM	T. Graves	264.8	152	264.2	51	264.2	79	264.2	50	264.2	52	264,3
95 Pegasus Racing	Formula Le Mans - Oreca - 09	FLM	J. Schell	263.5	138	263.5	53	262.9	69	262.9	116	262.9	63	263,1
67 IMSA Performance Matmut	Porsche 911 RSR (997)	LM GTE Am	N. Armindo	261.0	177	261.0	172	261.0	113	260.4	149	260.4	119	260,8
43 RLR Msport	MG Lola EX265 - Judd	LM P2	R. Garofall	260.4	44	260.4	98	260.4	150	259.8	143	259.8	67	260,2
76 IMSA Performance Matmut	Porsche 911 RSR (997)	LM GTE Pro	P. Pilet	260.4	113	259.2	116	258.6	115	258.6	91	258.6	117	259,1
66 JMW Motorsport	Ferrari F458 Italia	LM GTE Pro	J. Walker	259.8	166	258.6	167	256.8	6	255.0	124	255.0	156	257,0
90 JMB Racing	Ferrari F458 Italia	LM GTE Pro	S. Ayari	259.8	59	259.2	67	258.6	72	258.0	64	258.0	63	258,7
82 CRS Racing	Ferrari F430	LM GTE Am	P. Quaife	258.0	51	257.4	49	256.8	109	256.2	80	256.2	121	256,9
71 AF Corse	Ferrari F458 Italia	LM GTE Pro	J. Melo	257.4	29	256.8	113	256.8	17	256.8	7	256.2	4	256,8
79 Jota	Aston Martin Vantage	LM GTE Pro	S. Hancock	257.4	172	256.8	36	256.2	179	256.2	9	256.2	186	256,6
88 Team Felbermayr - Proton	Porsche 911 RSR (997)	LM GTE Am	C. Ried	257.4	110	257.4	101	257.4	100	256.8	112	256.8	114	257,2
61 AF Corse	Ferrari F430	LM GTE Am	S. Lemeret	257.4	67	257.4	70	256.8	65	256.2	76	256.2	68	256,8
89 Hankook Team Farnbacher	Ferrari F458 Italia	LM GTE Pro	D. Farnbacher	255.6	5	255.0	8	254.4	3	254.4	7	253.8	25	254,6
51 AF Corse	Ferrari F458 Italia	LM GTE Pro	G. Bruni	254.4	5	253.8	6	253.2	10	253.2	7	252.7	8	253,5
75 Prospeed Competition	Porsche 911 RSR (997)	LM GTE Pro	M. Goossens	221.2	2	212.3	1							216,8

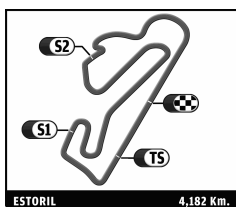


LE MANS SERIES 6 HOURS OF ESTORIL After Race

ESTORIL 4,192 Km.

Event maximum speed

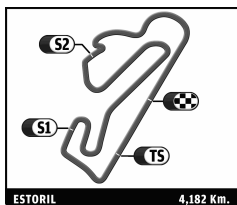
Team	Car	Class	Driver	Top Speed	Lap	Session
12 Rebellion Racing	Lola B10/60 Coupé - Toyota	LM P1	Neel Jani	285.4	118	Race
16 Pescarolo Team	Pescarolo - Judd	LM P1	Julien Jousse	282.5	65	Race
13 Rebellion Racing	Lola B10/60 Coupé - Toyota	LM P1	Andrea Belicchi	280.3	54	Race
40 Race Performance	Oreca 03 - Judd	LM P2	Jonathan Hirschi	274.0	19	Free Practice 1
42 Strakka Racing	HPD ARX - 01d	LM P2	Danny Watts	272.0	178	Race
45 Boutsen Energy Racing	Oreca 03 - Nissan	LM P2	Dominik Kraihamer	272.0	47	Race
41 Greaves Motorsport	Zytek Z11SN - Nissan	LM P2	Olivier Lombard	270.7	63	Race
44 Extreme Limite AM Paris	Norma M200P - Judd	LM P2	Fabien Rosier	270.7	4	Free Practice 1
46 TDS Racing	Oreca 03 - Nissan	LM P2	Mathias Beche	269.3	69	Race
77 Team Felbermayr - Proton	Porsche 911 RSR (997)	LM GTE Pro	Marc Lieb	266.7	79	Race
92 Neil Garner Motorsport	Formula Le Mans - Oreca - 09	FLM	Alex Kapadia	266.1	7	Free Practice 1
39 Pecom Racing	Lola B11/40 - Judd	LM P2	Pierre Kaffer	265.4	61	Race
99 JMB Racing	Formula Le Mans - Oreca - 09	FLM	Nicolas Marroc	264.8	39	Race
95 Pegasus Racing	Formula Le Mans - Oreca - 09	FLM	Patrick Simon	263.5	53	Race
67 IMSA Performance Matmut	Porsche 911 RSR (997)	LM GTE Am	Nicolas Armindo	261.0	13	Free Practice 1
43 RLR Msport	MG Lola EX265 - Judd	LM P2	Rob Garofall	260.4	44	Race
76 IMSA Performance Matmut	Porsche 911 RSR (997)	LM GTE Pro	Patrick Pilet	260.4	13	Free Practice 2
66 JMW Motorsport	Ferrari F458 Italia	LM GTE Pro	James Walker	259.8	166	Race
90 JMB Racing	Ferrari F458 Italia	LM GTE Pro	Soheil Ayari	259.8	59	Race
88 Team Felbermayr - Proton	Porsche 911 RSR (997)	LM GTE Am	Christian Ried	259.2	11	Free Practice 1
75 Prospeed Competition	Porsche 911 RSR (997)	LM GTE Pro	Marco Holzer	258.0	22	Free Practice 2
82 CRS Racing	Ferrari F430	LM GTE Am	Phil Quaife	258.0	51	Race
61 AF Corse	Ferrari F430	LM GTE Am	Stéphane Lemeret	257.4	67	Race
71 AF Corse	Ferrari F458 Italia	LM GTE Pro	Jaime Melo	257.4	29	Race
79 Jota	Aston Martin Vantage	LM GTE Pro	Sam Hancock	257.4	172	Race
89 Hankook Team Farnbacher	Ferrari F458 Italia	LM GTE Pro	Dominik Farnbacher	257.4	12	Free Practice 1
51 AF Corse	Ferrari F458 Italia	LM GTE Pro	Giancarlo Fisichella	255.6	12	Free Practice 2



LE MANS SERIES 6 HOURS OF ESTORIL Race

Leader Sequence

Nr	Team	Car	Start Lap	End Lap	Laps	Total Laps
LM P1						
12	Rebellion Racing	Lola B10/60 Coupé - Toyota	1	21	21	21
13	Rebellion Racing	Lola B10/60 Coupé - Toyota	22	68	47	47
16	Pescarolo Team	Pescarolo - Judd	69	107	39	39
13	Rebellion Racing	Lola B10/60 Coupé - Toyota	108	136	29	76
16	Pescarolo Team	Pescarolo - Judd	137	197	61	100
13	Rebellion Racing	Lola B10/60 Coupé - Toyota	198	199	2	78
16	Pescarolo Team	Pescarolo - Judd	200	225	26	126
LM P2						
42	Strakka Racing	HPD ARX - 01d	1	7	7	7
41	Greaves Motorsport	Zytek Z11SN - Nissan	8	32	25	25
42	Strakka Racing	HPD ARX - 01d	33	35	3	10
41	Greaves Motorsport	Zytek Z11SN - Nissan	36	67	32	57
45	Boutsen Energy Racing	Oreca 03 - Nissan	68	131	64	64
46	TDS Racing	Oreca 03 - Nissan	132	134	3	3
45	Boutsen Energy Racing	Oreca 03 - Nissan	135	164	30	94
46	TDS Racing	Oreca 03 - Nissan	165	167	3	6
45	Boutsen Energy Racing	Oreca 03 - Nissan	168	218	51	145
46	TDS Racing	Oreca 03 - Nissan	219	219	1	7
LM GTE Pro						
76	IMSA Performance Matmut	Porsche 911 RSR (997)	1	5	5	5
66	JMW Motorsport	Ferrari F458 Italia	6	41	36	36
77	Team Felbermayr - Proton	Porsche 911 RSR (997)	42	43	2	2
66	JMW Motorsport	Ferrari F458 Italia	44	84	41	77
77	Team Felbermayr - Proton	Porsche 911 RSR (997)	85	85	1	3
66	JMW Motorsport	Ferrari F458 Italia	86	127	42	119
77	Team Felbermayr - Proton	Porsche 911 RSR (997)	128	167	40	43
66	JMW Motorsport	Ferrari F458 Italia	168	209	42	161
LM GTE Am						
61	AF Corse	Ferrari F430	1	40	40	40
67	IMSA Performance Matmut	Porsche 911 RSR (997)	41	41	1	1
88	Team Felbermayr - Proton	Porsche 911 RSR (997)	42	44	3	3
61	AF Corse	Ferrari F430	45	81	37	77
67	IMSA Performance Matmut	Porsche 911 RSR (997)	82	83	2	3
61	AF Corse	Ferrari F430	84	95	12	89
67	IMSA Performance Matmut	Porsche 911 RSR (997)	96	205	110	113
FLM						
95	Pegasus Racing	Formula Le Mans - Oreca - 09	1	27	27	27
92	Neil Garner Motorsport	Formula Le Mans - Oreca - 09	28	35	8	8
95	Pegasus Racing	Formula Le Mans - Oreca - 09	36	70	35	62
92	Neil Garner Motorsport	Formula Le Mans - Oreca - 09	71	71	1	9
95	Pegasus Racing	Formula Le Mans - Oreca - 09	72	204	133	195



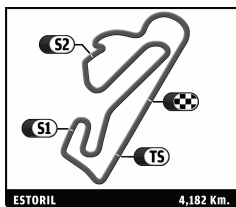
LE MANS SERIES

6 HOURS OF ESTORIL

Race

Fastest Lap Sequence

Practice Time	Team	Car	Class	Driver	Time	Kph	Lap
3:08.594	12 Rebellion Racing	Lola B10/60 Coupé - Toyota	LM P1	Neel Jani	1:33.508	161.0	2
3:09.836	13 Rebellion Racing	Lola B10/60 Coupé - Toyota	LM P1	Andrea Belicchi	1:33.408	161.2	2
4:41.472	12 Rebellion Racing	Lola B10/60 Coupé - Toyota	LM P1	Neel Jani	1:32.878	162.1	3
6:14.153	12 Rebellion Racing	Lola B10/60 Coupé - Toyota	LM P1	Neel Jani	1:32.681	162.4	4
9:19.588	12 Rebellion Racing	Lola B10/60 Coupé - Toyota	LM P1	Neel Jani	1:32.522	162.7	6
1:47:50.361	12 Rebellion Racing	Lola B10/60 Coupé - Toyota	LM P1	Nicolas Prost	1:32.418	162.9	6
1:52:51.184	16 Pescarolo Team	Pescarolo - Judd	LM P1	Emmanuel Collard	1:31.965	163.7	2
1:58:48.559	12 Rebellion Racing	Lola B10/60 Coupé - Toyota	LM P1	Nicolas Prost	1:31.935	163.8	13
2:00:20.476	12 Rebellion Racing	Lola B10/60 Coupé - Toyota	LM P1	Nicolas Prost	1:31.917	163.8	14
3:37:23.127	12 Rebellion Racing	Lola B10/60 Coupé - Toyota	LM P1	Neel Jani	1:30.702	166.0	28

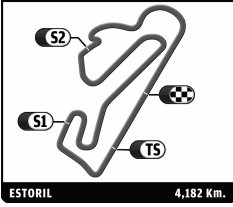


LE MANS SERIES 6 HOURS OF ESTORIL

Race

Pit Stop Analysis

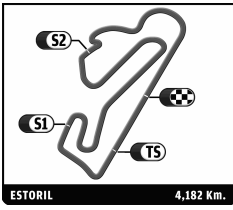
Team	Class	Race Time	Laps	Pit Time	Stops	PIT STOPS					
						P. In	Time	P. In	Time	P. In	Time
12 Rebellion Racing	LM P1	6:02:03.352	187	1:08:46.746	5	1 34:26	1:03:46.6	2 2:30:22	50.0	3 3:26:38	1:22.9
						4 4:21:20	1:25.5	5 5:12:22	1:21.4		
13 Rebellion Racing	LM P1	6:00:51.073	224	8:02.905	8	1 51:48	49.3	2 1:48:22	1:27.9	3 2:33:39	27.9
						4 2:43:38	49.3	5 3:39:52	1:39.8	6 4:31:37	1:24.7
						7 5:19:26	46.0	8 5:56:51	37.5		
16 Pescarolo Team	LM P1	6:00:24.815	225	6:48.936	7	1 51:57	52.4	2 1:48:22	1:22.4	3 2:39:51	27.3
						4 2:46:45	47.8	5 3:44:43	1:18.1	6 4:40:20	47.0
						7 5:15:54	1:13.6				
39 Pecom Racing	LM P2	2:55:53.703	97	13:41.676	6	1 30:57	1:14.6	2 53:17	52.7	3 1:44:41	1:46.5
						4 1:52:26	8:02.1	5 2:48:46	1:45.6	6 2:55:50	-
40 Race Performance	LM P2	6:01:25.496	208	21:28.171	8	1 55:11	1:13.0	2 1:19:43	1:17.2	3 2:18:46	1:56.5
						4 3:16:34	1:29.4	5 4:12:32	5:15.5	6 4:46:50	3:17.2
						7 4:57:21	4:52.4	8 5:38:51	2:06.4		
41 Greaves Motorsport	LM P2	6:01:24.120	217	12:59.749	7	1 51:04	1:30.4	2 1:44:59	1:38.1	3 2:29:58	2:32.1
						4 3:25:49	1:24.5	5 4:19:50	53.1	6 4:54:29	4:25.6
						7 5:49:30	35.5				
42 Strakka Racing	LM P2	6:00:57.876	201	33:14.407	7	1 56:12	1:31.5	2 1:24:50	1:27.1	3 2:24:28	1:33.9
						4 3:04:32	25:30.0	5 3:04:32	-	6 4:07:49	1:41.3
						7 5:06:24	1:30.3				
43 RLR Msport	LM P2	6:00:40.568	201	24:53.740	8	1 34:52	9:16.1	2 1:41:46	1:41.4	3 2:13:11	2:34.1
						4 3:12:02	1:03.6	5 3:28:13	5:28.8	6 3:43:41	2:58.1
						7 4:42:07	1:06.9	8 5:37:01	44.4		
44 Extreme Limite AM Paris	LM P2	6:01:18.979	210	9:38.951	6	1 52:38	52.2	2 1:15:34	2:07.0	3 2:18:32	1:08.4
						4 3:19:12	2:16.9	5 4:16:21	1:11.2	6 5:15:04	2:02.9
45 Boutsen Energy Racing	LM P2	5:58:13.767	218	7:10.053	6	1 49:52	1:26.9	2 1:44:09	56.5	3 2:39:50	1:26.4
						4 3:34:34	52.9	5 4:28:54	1:26.7	6 5:23:09	1:00.3
46 TDS Racing	LM P2	6:01:41.256	219	7:26.134	6	1 54:16	1:22.9	2 1:50:12	1:27.4	3 2:44:37	1:20.6
						4 3:40:11	1:15.0	5 4:36:46	1:16.9	6 5:33:09	43.0
51 AF Corse	LM GTE Pro	24:36.665	11	5:19.565	3	1 9	5:19.5	2 9	-	3 24:33	-
61 AF Corse	LM GTE Am	6:02:17.611	164	1:06:46.835	6	1 1:09:30	1:34.8	2 2:24:13	1:36.6	3 3:41:25	1:44.5
						4 4:10:41	1:11.4	5 4:13:56	4:43.3	6 4:54:48	55:55.9
66 JMW Motorsport	LM GTE Pro	6:02:01.959	209	5:53.138	4	1 1:10:07	1:26.4	2 2:24:43	1:26.8	3 3:39:56	1:35.0
						4 4:52:55	1:24.7				
67 IMSA Performance Matmut	LM GTE Am	6:01:09.844	205	6:34.144	4	1 1:11:34	1:30.9	2 2:26:04	1:54.3	3 3:40:40	1:30.8
						4 4:56:30	1:37.9				
71 AF Corse	LM GTE Pro	6:01:05.090	206	5:54.245	5	1 55:21	24.9	2 1:13:23	1:21.8	3 2:24:48	1:23.4
						4 3:38:04	1:20.4	5 4:51:03	1:23.6		
75 Prospeed Competition	LM GTE Pro	3:50.658	2		1	1 3:47	-				
76 IMSA Performance Matmut	LM GTE Pro	6:01:54.537	207	7:30.656	5	1 1:03:54	1:38.9	2 2:14:24	1:42.8	3 3:27:54	1:28.4
						4 4:30:43	1:32.0	5 5:33:33	1:08.3		
77 Team Felbermayr - Proton	LM GTE Pro	6:02:02.142	209	5:44.064	4	1 1:13:54	1:25.7	2 2:27:12	1:24.2	3 3:40:00	1:27.9
						4 4:51:12	1:26.1				
79 Jota	LM GTE Pro	6:00:57.439	204	7:20.294	5	1 43:21	30.4	2 1:09:55	1:44.8	3 2:22:48	1:38.6
						4 3:36:27	1:42.9	5 4:51:01	1:43.4		
82 CRS Racing	LM GTE Am	6:02:06.426	203	7:49.121	5	1 1:10:04	1:39.5	2 2:10:49	1:33.1	3 3:18:04	1:37.3
						4 4:26:55	1:37.6	5 5:36:16	1:21.4		
88 Team Felbermayr - Proton	LM GTE Am	6:01:25.299	202	7:03.704	6	1 1:17:51	1:33.7	2 2:04:45	30.1	3 2:37:00	1:33.4
						4 3:36:36	24.5	5 3:54:36	1:34.7	6 5:11:09	1:27.1
89 Hankook Team Farnbacher	LM GTE Pro	2:54:52.026	99	2:46.150	2	1 1:01:04	1:19.7	2 2:19:00	1:26.4		
90 JMB Racing	LM GTE Pro	6:01:36.243	197	8:56.759	5	1 1:11:50	1:43.4	2 2:26:14	1:42.0	3 3:36:12	2:03.6
						4 4:54:10	1:52.5	5 5:33:19	1:34.9		
92 Neil Garner Motorsport	FLM	6:00:53.341	173	1:02:56.674	6	1 59:19	1:12.2	2 2:01:10	2:30.1	3 2:34:02	3:26.2
						4 2:39:25	48:08.3	5 4:34:50	1:29.5	6 5:04:49	6:10.2
95 Pegasus Racing	FLM	6:00:28.134	204	10:06.237	6	1 57:37	1:04.8	2 1:59:09	1:37.1	3 2:59:36	3:00.8
						4 4:03:02	1:04.5	5 4:45:02	1:41.4	6 5:38:12	1:37.4
99 JMB Racing	FLM	6:01:16.554	203	11:00.510	6	1 50:34	3:07.4	2 1:48:39	1:03.6	3 2:48:52	1:48.1
						4 3:40:48	1:53.7	5 4:39:06	1:01.8	6 5:17:03	2:05.6



LE MANS SERIES
6 HOURS OF ESTORIL
 Race

Pit Stop Analysis

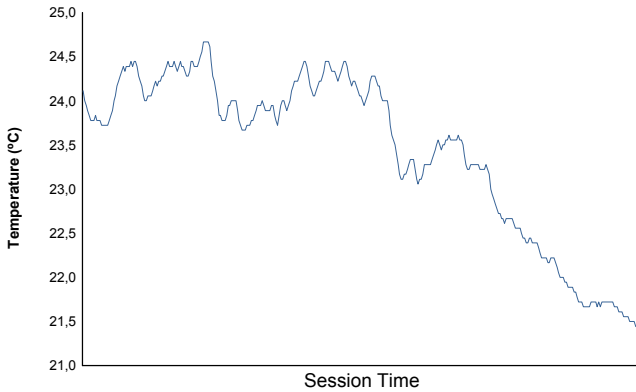
Team	Class	Race Time	Laps	Pit Time	Stops	P. In	Time	PIT STOPS			
								P. In	Time	P. In	Time



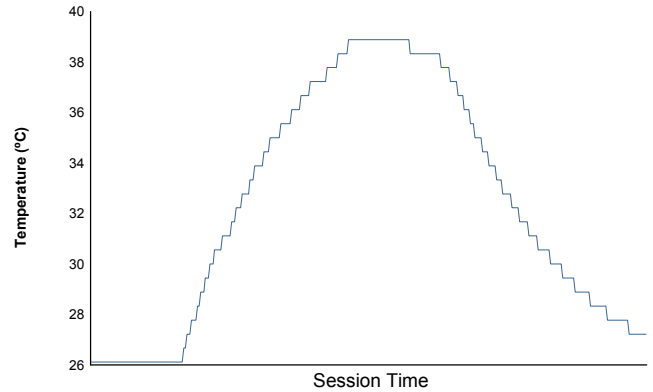
Computerised results and timing service

6 HOURS OF ESTORIL LE MANS SERIES Race Weather Report

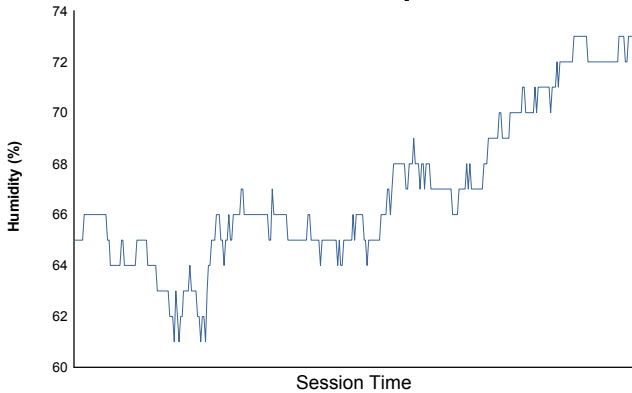
Air Temperature



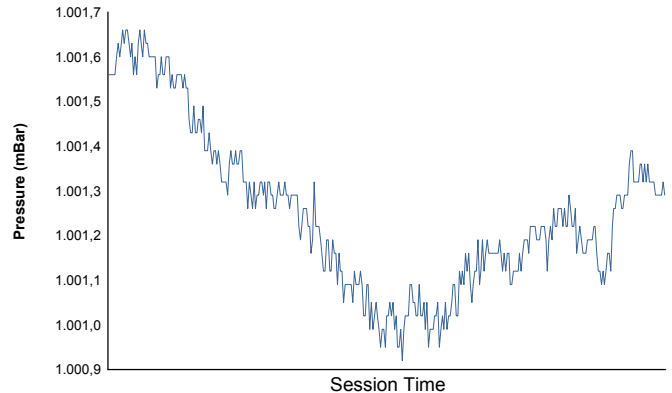
Track Temperature



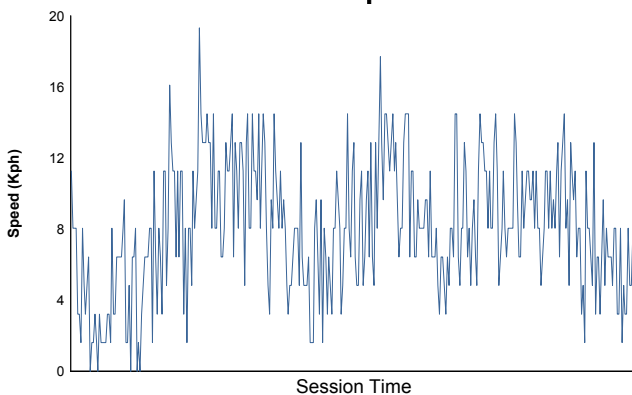
Humidity



Pressure

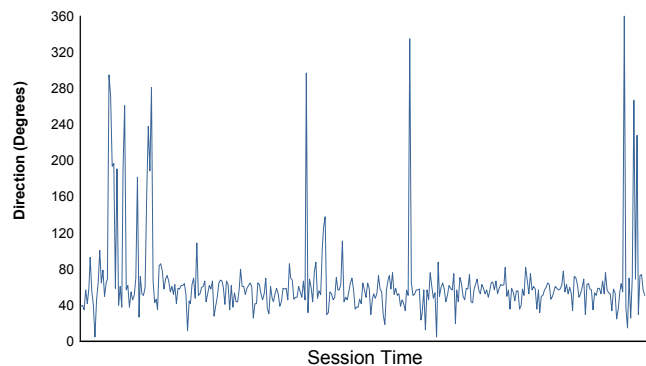


Wind Speed



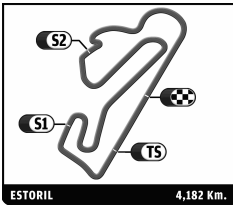
Wind direction

North = 0°/360° Est = 90° South = 180° West = 270°



Track Status:

DRY



LE MANS SERIES 6 HOURS OF ESTORIL

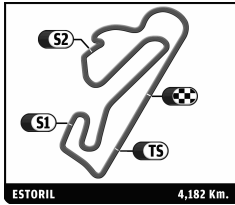
Race

Provisional Classification (Hour 5)

Nr.	Team	Drivers	Car	Class	Ty	Laps	Total Time	Gap	Best Lap			
									Lap	Time	Kph	
1	16 Pescarolo Team	Collard / Tinseau / Jousse	Pescarolo - Judd	LM P1	M	187	5:00'06.483		149	1'31.594	164.4	
2	13 Rebellion Racing	Belicchi / Boullion	Lola B10/60 Coupé - Toyota	LM P1	M	187	5:00'58.447	51.964	51.964	182	1'31.715	164.2
3	45 Boutsen Energy Racing	Kraihamer / Ebbesvik	Oreca 03 - Nissan	LM P2	D	183	5:00'38.443	4 Laps	4 Laps	167	1'33.076	161.8
4	46 TDS Racing	Beche / Thiriet / Firth	Oreca 03 - Nissan	LM P2	M	182	5:00'49.964	5 Laps	1 Laps	113	1'33.575	160.9
5	41 Greaves Motorsport	Ojijeh / Lombard / Kimber-Smith	Zytek Z11SN - Nissan	LM P2	D	179	5:00'30.540	8 Laps	3 Laps	64	1'33.216	161.5
6	40 Race Performance	Frey / Meichtry / Hirschi	Oreca 03 - Judd	LM P2	D	175	4:57'25.023	12 Laps	4 Laps	92	1'33.526	161.0
7	44 Extreme Limite AM Paris	Rosier / Mello-Breyner / Mello-Breyner	Norma M200P - Judd	LM P2	D	175	5:01'21.238	12 Laps	3'56.215	8	1'36.784	155.6
8	66 JMW Motorsport	Bell / Walker	Ferrari F458 Italia	LM GTE Pro	D	173	5:01'05.054	14 Laps	2 Laps	133	1'40.185	150.3
9	77 Team Felbermayr - Proton	Lieb / Lietz	Porsche 911 RSR (997)	LM GTE Pro	M	173	5:01'13.131	14 Laps	8.077	173	1'40.351	150.0
10	95 Pegasus Racing	Schultis / Simon / Schell	Formula Le Mans - Oreca - 09	FLM	M	172	5:00'35.291	15 Laps	1 Laps	126	1'39.180	151.8
11	76 IMSA Performance Matmut	Pilet / Henzler	Porsche 911 RSR (997)	LM GTE Pro	M	172	5:01'15.552	15 Laps	40.261	121	1'40.227	150.2
12	71 AF Corse	Melo / Vilander	Ferrari F458 Italia	LM GTE Pro	M	171	5:01'14.754	16 Laps	1 Laps	130	1'40.485	149.8
13	99 JMB Racing	Kutemann / Marroc	Formula Le Mans - Oreca - 09	FLM	M	170	5:00'20.795	17 Laps	1 Laps	130	1'37.447	154.5
14	67 IMSA Performance Matmut	Armindo / Narac	Porsche 911 RSR (997)	LM GTE Am	M	170	5:01'34.289	17 Laps	1'13.494	85	1'41.320	148.6
15	79 Jota	Dolan / Hancock	Aston Martin Vantage	LM GTE Pro	D	169	5:01'16.169	18 Laps	1 Laps	169	1'41.142	148.9
16	82 CRS Racing	Hummel / Quaipe / Christodoulou	Ferrari F430	LM GTE Am	M	169	5:01'27.691	18 Laps	11.522	121	1'42.038	147.5
17	88 Team Felbermayr - Proton	Ried / Felbermayr Jr.	Porsche 911 RSR (997)	LM GTE Am	M	168	5:00'42.104	19 Laps	1 Laps	46	1'42.798	146.5
18	43 RLR Msport	Gates / Garofall / Hughes	MG Lola EX265 - Judd	LM P2	D	165	5:01'13.438	22 Laps	3 Laps	139	1'35.156	158.2
19	42 Strakka Racing	Leventis / Watts / Kane	HPD ARX - 01d	LM P2	M	165	5:01'29.340	22 Laps	15.902	140	1'34.421	159.4
20	90 JMB Racing	Rodrigues / Ballay / Ayari	Ferrari F458 Italia	LM GTE Pro	D	165	5:01'38.190	22 Laps	8.850	48	1'41.405	148.5
21	61 AF Corse	Perazzini / Cioci / Lemeret	Ferrari F430	LM GTE Am	M	159	4:54'51.649	28 Laps	6 Laps	49	1'42.841	146.4
22	12 Rebellion Racing	Prost / Jani	Lola B10/60 Coupé - Toyota	LM P1	M	149	5:01'29.281	38 Laps	10 Laps	96	1'30.702	166.0
23	92 Neil Garner Motorsport	Hartshorne / Kapadia / Graves	Formula Le Mans - Oreca - 09	FLM	M	141	5:01'09.025	46 Laps	8 Laps	87	1'37.742	154.0
24	89 Hankook Team Farnbacher	Farnbacher / Simonsen	Ferrari F458 Italia	LM GTE Pro	H	99	2:54'52.026	88 Laps	42 Laps	86	1'41.740	148.0
25	39 Pecom Racing	Perez Companc / Russo / Kaffer	Lola B11/40 - Judd	LM P2	M	97	2:55'53.703	90 Laps	2 Laps	27	1'35.114	158.3
26	51 AF Corse	Fisichella / Bruni	Ferrari F458 Italia	LM GTE Pro	M	11	24'36.665	176 Laps	86 Laps	4	1'41.325	148.6
27	75 Prospeed Competition	Goossens / Holzer	Porsche 911 RSR (997)	LM GTE Pro	M	2	3'50.658	185 Laps	9 Laps			

Published at:

Race Director:	Timekeeper:
----------------	-------------



LE MANS SERIES 6 HOURS OF ESTORIL

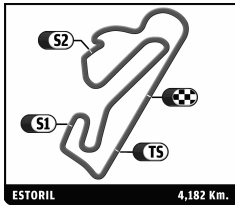
Race

Provisional Classification by Class (After Hour 5)

Nr.	Team	Drivers	Car	Class	Ty	Laps	Total Time	Gap	Best Lap				
									Lap	Time	Kph		
LM P1									Fastest Lap by Jani Neel: 1'30.702 (Lap 96, 166,0 Kph)				
1	16	Pescarolo Team	Collard / Tinseau / Jousse	Pescarolo - Judd	LM P1	M	187	5:00'06.483		149	1'31.594	164.4	
2	13	Rebellion Racing	Belicchi / Boullion	Lola B10/60 Coupé - Toyota	LM P1	M	187	5:00'58.447	51.964	51.964	182	1'31.715	164.2
3	12	Rebellion Racing	Prost / Jani	Lola B10/60 Coupé - Toyota	LM P1	M	149	5:01'29.281	38 Laps	38 Laps	96	1'30.702	166.0
LM P2									Fastest Lap by Kraihamer Dominik: 1'33.076 (Lap 167, 161,8 Kph)				
1	45	Boutsen Energy Racing	Kraihamer / Ebbesvik	Oreca 03 - Nissan	LM P2	D	183	5:00'38.443		167	1'33.076	161.8	
2	46	TDS Racing	Beche / Thiriet / Firth	Oreca 03 - Nissan	LM P2	M	182	5:00'49.964	1 Laps	1 Laps	113	1'33.575	160.9
3	41	Greaves Motorsport	Ojjeih / Lombard / Kimber-Smith	Zytek Z11SN - Nissan	LM P2	D	179	5:00'30.540	4 Laps	3 Laps	64	1'33.216	161.5
4	40	Race Performance	Frey / Meichtry / Hirschi	Oreca 03 - Judd	LM P2	D	175	4:57'25.023	8 Laps	4 Laps	92	1'33.526	161.0
5	44	Extreme Limite AM Paris	Rosier / Mello-Breyner / Mello-Breyner	Norma M200P - Judd	LM P2	D	175	5:01'21.238	8 Laps	3'56.215	8	1'36.784	155.6
6	43	RLR Msport	Gates / Garofall / Hughes	MG Lola EX265 - Judd	LM P2	D	165	5:01'13.438	18 Laps	10 Laps	139	1'35.156	158.2
7	42	Strakka Racing	Leventis / Watts / Kane	HPD ARX - 01d	LM P2	M	165	5:01'29.340	18 Laps	15.902	140	1'34.421	159.4
8	39	Pecom Racing	Perez Companc / Russo / Kaffer	Lola B11/40 - Judd	LM P2	M	97	2:55'53.703	86 Laps	68 Laps	27	1'35.114	158.3
LM GTE Pro									Fastest Lap by Walker James: 1'40.185 (Lap 133, 150,3 Kph)				
1	66	JMW Motorsport	Bell / Walker	Ferrari F458 Italia	LM GTE Pro	D	173	5:01'05.054		133	1'40.185	150.3	
2	77	Team Felbermayr - Proton	Lieb / Lietz	Porsche 911 RSR (997)	LM GTE Pro	M	173	5:01'13.131	8.077	8.077	173	1'40.351	150.0
3	76	IMSA Performance Matmut	Pilet / Henzler	Porsche 911 RSR (997)	LM GTE Pro	M	172	5:01'15.552	1 Laps	1 Laps	121	1'40.227	150.2
4	71	AF Corse	Melo / Vilander	Ferrari F458 Italia	LM GTE Pro	M	171	5:01'14.754	2 Laps	1 Laps	130	1'40.485	149.8
5	79	Jota	Dolan / Hancock	Aston Martin Vantage	LM GTE Pro	D	169	5:01'16.169	4 Laps	2 Laps	169	1'41.142	148.9
6	90	JMB Racing	Rodrigues / Ballay / Ayari	Ferrari F458 Italia	LM GTE Pro	D	165	5:01'38.190	8 Laps	4 Laps	48	1'41.405	148.5
7	89	Hankook Team Farnbacher	Farnbacher / Simonsen	Ferrari F458 Italia	LM GTE Pro	H	99	2:54'52.026	74 Laps	66 Laps	86	1'41.740	148.0
8	51	AF Corse	Fischella / Bruni	Ferrari F458 Italia	LM GTE Pro	M	11	24'36.665	162 Laps	88 Laps	4	1'41.325	148.6
9	75	Prospeed Competition	Goossens / Holzer	Porsche 911 RSR (997)	LM GTE Pro	M	2	3'50.658	171 Laps	9 Laps			
LM GTE Am									Fastest Lap by Armindo Nicolas: 1'41.320 (Lap 85, 148,6 Kph)				
1	67	IMSA Performance Matmut	Armindo / Narac	Porsche 911 RSR (997)	LM GTE Am	M	170	5:01'34.289		85	1'41.320	148.6	
2	82	CRS Racing	Hummel / Quaife / Christodoulou	Ferrari F430	LM GTE Am	M	169	5:01'27.691	1 Laps	1 Laps	121	1'42.038	147.5
3	88	Team Felbermayr - Proton	Ried / Felbermayr Jr.	Porsche 911 RSR (997)	LM GTE Am	M	168	5:00'42.104	2 Laps	1 Laps	46	1'42.798	146.5
4	61	AF Corse	Perazzini / Cioci / Lemeret	Ferrari F430	LM GTE Am	M	159	4:54'51.649	11 Laps	9 Laps	49	1'42.841	146.4
FLM									Fastest Lap by Marroc Nicolas: 1'37.447 (Lap 130, 154,5 Kph)				
1	95	Pegasus Racing	Schultis / Simon / Schell	Formula Le Mans - Oreca - 09	FLM	M	172	5:00'35.291		126	1'39.180	151.8	
2	99	JMB Racing	Kutemann / Marroc	Formula Le Mans - Oreca - 09	FLM	M	170	5:00'20.795	2 Laps	2 Laps	130	1'37.447	154.5
3	92	Neil Garner Motorsport	Hartshorne / Kapadia / Graves	Formula Le Mans - Oreca - 09	FLM	M	141	5:01'09.025	31 Laps	29 Laps	87	1'37.742	154.0

Published at:

Race Director:	Timekeeper:
-----------------------	--------------------



LE MANS SERIES 6 HOURS OF ESTORIL

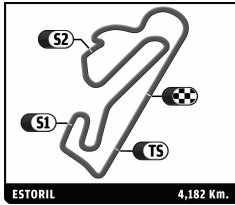
Race

Provisional Classification (Hour 4)

Nr.	Team	Drivers	Car	Class	Ty	Laps	Total Time	Gap	Best Lap			
									Lap	Time	Kph	
1	16 Pescarolo Team	Collard / Tinseau / Jousse	Pescarolo - Judd	LM P1	M	150	4:01'28.585		149	1'31.594	164.4	
2	13 Rebellion Racing	Belicchi / Boullion	Lola B10/60 Coupé - Toyota	LM P1	M	150	4:01'47.374	18.789	18.789	71	1'32.281	163.1
3	45 Boutsen Energy Racing	Kraihamer / Ebbesvik	Oreca 03 - Nissan	LM P2	D	148	4:02'49.379	2 Laps	2 Laps	55	1'33.809	160.5
4	40 Race Performance	Frey / Meichtry / Hirschi	Oreca 03 - Judd	LM P2	D	147	4:02'44.431	3 Laps	1 Laps	92	1'33.526	161.0
5	46 TDS Racing	Beche / Thiriet / Firth	Oreca 03 - Nissan	LM P2	M	147	4:02'45.290	3 Laps	0.859	113	1'33.575	160.9
6	41 Greaves Motorsport	Ojeh / Lombard / Kimber-Smith	Zytek Z11SN - Nissan	LM P2	D	146	4:02'17.831	4 Laps	1 Laps	64	1'33.216	161.5
7	44 Extreme Limite AM Paris	Rosier / Mello-Breyner / Mello-Breyner	Norma M200P - Judd	LM P2	D	141	4:02'59.243	9 Laps	5 Laps	8	1'36.784	155.6
8	95 Pegasus Racing	Schultis / Simon / Schell	Formula Le Mans - Oreca - 09	FLM	M	139	4:01'19.303	11 Laps	2 Laps	126	1'39.180	151.8
9	77 Team Felbermayr - Proton	Lieb / Lietz	Porsche 911 RSR (997)	LM GTE Pro	M	139	4:01'46.616	11 Laps	27.313	89	1'40.792	149.4
10	66 JMW Motorsport	Bell / Walker	Ferrari F458 Italia	LM GTE Pro	D	139	4:01'47.857	11 Laps	1.241	133	1'40.185	150.3
11	76 IMSA Performance Matmut	Pilet / Henzler	Porsche 911 RSR (997)	LM GTE Pro	M	138	4:01'30.972	12 Laps	1 Laps	121	1'40.227	150.2
12	71 AF Corse	Melo / Vilander	Ferrari F458 Italia	LM GTE Pro	M	137	4:01'27.005	13 Laps	1 Laps	130	1'40.485	149.8
13	67 IMSA Performance Matmut	Armino / Narac	Porsche 911 RSR (997)	LM GTE Am	M	137	4:02'39.716	13 Laps	1'12.711	85	1'41.320	148.6
14	79 Jota	Dolan / Hancock	Aston Martin Vantage	LM GTE Pro	D	136	4:02'21.714	14 Laps	1 Laps	89	1'41.531	148.3
15	99 JMB Racing	Kutemann / Marroc	Formula Le Mans - Oreca - 09	FLM	M	136	4:02'27.835	14 Laps	6.121	130	1'37.447	154.5
16	82 CRS Racing	Hummel / Quaipe / Christodoulou	Ferrari F430	LM GTE Am	M	136	4:02'37.742	14 Laps	9.907	121	1'42.038	147.5
17	61 AF Corse	Perazzini / Cioci / Lemeret	Ferrari F430	LM GTE Am	M	135	4:02'24.852	15 Laps	1 Laps	49	1'42.841	146.4
18	88 Team Felbermayr - Proton	Ried / Felbermayr Jr.	Porsche 911 RSR (997)	LM GTE Am	M	134	4:01'29.163	16 Laps	1 Laps	46	1'42.798	146.5
19	90 JMB Racing	Rodrigues / Ballay / Ayari	Ferrari F458 Italia	LM GTE Pro	D	133	4:02'58.703	17 Laps	1 Laps	48	1'41.405	148.5
20	42 Strakka Racing	Leventis / Watts / Kane	HPD ARX - 01d	LM P2	M	130	4:02'43.829	20 Laps	3 Laps	69	1'34.431	159.4
21	43 RLR Msport	Gates / Garofall / Hughes	MG Lola EX265 - Judd	LM P2	D	130	4:02'59.354	20 Laps	15.525	125	1'35.877	157.0
22	12 Rebellion Racing	Prost / Jani	Lola B10/60 Coupé - Toyota	LM P1	M	112	4:02'32.284	38 Laps	18 Laps	96	1'30.702	166.0
23	92 Neil Garner Motorsport	Hartshorne / Kapadia / Graves	Formula Le Mans - Oreca - 09	FLM	M	109	4:02'27.488	41 Laps	3 Laps	87	1'37.742	154.0
24	89 Hankook Team Farnbacher	Farnbacher / Simonsen	Ferrari F458 Italia	LM GTE Pro	H	99	2:54'52.026	51 Laps	10 Laps	86	1'41.740	148.0
25	39 Pecom Racing	Perez Companc / Russo / Kaffer	Lola B11/40 - Judd	LM P2	M	97	2:55'53.703	53 Laps	2 Laps	27	1'35.114	158.3
26	51 AF Corse	Fisichella / Bruni	Ferrari F458 Italia	LM GTE Pro	M	11	24'36.665	139 Laps	86 Laps	4	1'41.325	148.6
27	75 Prospeed Competition	Goossens / Holzer	Porsche 911 RSR (997)	LM GTE Pro	M	2	3'50.658	148 Laps	9 Laps			

Published at:

Race Director:	Timekeeper:
----------------	-------------



LE MANS SERIES 6 HOURS OF ESTORIL

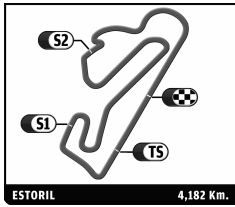
Race

Provisional Classification by Class (After Hour 4)

Nr.	Team	Drivers	Car	Class	Ty	Laps	Total Time	Gap	Best Lap				
									Lap	Time	Kph		
LM P1									Fastest Lap by Jani Neel: 1'30.702 (Lap 96, 166,0 Kph)				
1	16	Pescarolo Team	Collard / Tinseau / Jousse	Pescarolo - Judd	LM P1	M	150	4:01'28.585		149	1'31.594	164.4	
2	13	Rebellion Racing	Belicchi / Boullion	Lola B10/60 Coupé - Toyota	LM P1	M	150	4:01'47.374	18.789	18.789	71	1'32.281	163.1
3	12	Rebellion Racing	Prost / Jani	Lola B10/60 Coupé - Toyota	LM P1	M	112	4:02'32.284	38 Laps	38 Laps	96	1'30.702	166.0
LM P2									Fastest Lap by Lombard Olivier: 1'33.216 (Lap 64, 161,5 Kph)				
1	45	Boutsen Energy Racing	Kraihamer / Ebbesvik	Oreca 03 - Nissan	LM P2	D	148	4:02'49.379		55	1'33.809	160.5	
2	40	Race Performance	Frey / Meichtry / Hirschi	Oreca 03 - Judd	LM P2	D	147	4:02'44.431	1 Laps	1 Laps	92	1'33.526	161.0
3	46	TDS Racing	Beche / Thiriet / Firth	Oreca 03 - Nissan	LM P2	M	147	4:02'45.290	1 Laps	0.859	113	1'33.575	160.9
4	41	Greaves Motorsport	Ojeh / Lombard / Kimber-Smith	Zytek Z11SN - Nissan	LM P2	D	146	4:02'17.831	2 Laps	1 Laps	64	1'33.216	161.5
5	44	Extreme Limite AM Paris	Rosier / Mello-Breyner / Mello-Breyner	Norma M200P - Judd	LM P2	D	141	4:02'59.243	7 Laps	5 Laps	8	1'36.784	155.6
6	42	Strakka Racing	Leventis / Watts / Kane	HPD ARX - 01d	LM P2	M	130	4:02'43.829	18 Laps	11 Laps	69	1'34.431	159.4
7	43	RLR Msport	Gates / Garofall / Hughes	MG Lola EX265 - Judd	LM P2	D	130	4:02'59.354	18 Laps	15.525	125	1'35.877	157.0
8	39	Pecom Racing	Perez Companc / Russo / Kaffer	Lola B11/40 - Judd	LM P2	M	97	2:55'53.703	51 Laps	33 Laps	27	1'35.114	158.3
LM GTE Pro									Fastest Lap by Walker James: 1'40.185 (Lap 133, 150,3 Kph)				
1	77	Team Felbermayr - Proton	Lieb / Lietz	Porsche 911 RSR (997)	LM GTE Pro	M	139	4:01'46.616		89	1'40.792	149.4	
2	66	JMW Motorsport	Bell / Walker	Ferrari F458 Italia	LM GTE Pro	D	139	4:01'47.857	1.241	1.241	133	1'40.185	150.3
3	76	IMSA Performance Matmut	Pilet / Henzler	Porsche 911 RSR (997)	LM GTE Pro	M	138	4:01'30.972	1 Laps	1 Laps	121	1'40.227	150.2
4	71	AF Corse	Melo / Vilander	Ferrari F458 Italia	LM GTE Pro	M	137	4:01'27.005	2 Laps	1 Laps	130	1'40.485	149.8
5	79	Jota	Dolan / Hancock	Aston Martin Vantage	LM GTE Pro	D	136	4:02'21.714	3 Laps	1 Laps	89	1'41.531	148.3
6	90	JMB Racing	Rodrigues / Ballay / Ayari	Ferrari F458 Italia	LM GTE Pro	D	133	4:02'58.703	6 Laps	3 Laps	48	1'41.405	148.5
7	89	Hankook Team Farnbacher	Farnbacher / Simonsen	Ferrari F458 Italia	LM GTE Pro	H	99	2:54'52.026	40 Laps	34 Laps	86	1'41.740	148.0
8	51	AF Corse	Fischella / Bruni	Ferrari F458 Italia	LM GTE Pro	M	11	2'43.665	128 Laps	88 Laps	4	1'41.325	148.6
9	75	Prospeed Competition	Goossens / Holzer	Porsche 911 RSR (997)	LM GTE Pro	M	2	3'50.658	137 Laps	9 Laps			
LM GTE Am									Fastest Lap by Armindo Nicolas: 1'41.320 (Lap 85, 148,6 Kph)				
1	67	IMSA Performance Matmut	Armindo / Narac	Porsche 911 RSR (997)	LM GTE Am	M	137	4:02'39.716		85	1'41.320	148.6	
2	82	CRS Racing	Hummel / Quaipe / Christodoulou	Ferrari F430	LM GTE Am	M	136	4:02'37.742	1 Laps	1 Laps	121	1'42.038	147.5
3	61	AF Corse	Perazzini / Cioci / Lemeret	Ferrari F430	LM GTE Am	M	135	4:02'24.852	2 Laps	1 Laps	49	1'42.841	146.4
4	88	Team Felbermayr - Proton	Ried / Felbermayr Jr.	Porsche 911 RSR (997)	LM GTE Am	M	134	4:01'29.163	3 Laps	1 Laps	46	1'42.798	146.5
FLM									Fastest Lap by Marroc Nicolas: 1'37.447 (Lap 130, 154,5 Kph)				
1	95	Pegasus Racing	Schultis / Simon / Schell	Formula Le Mans - Oreca - 09	FLM	M	139	4:01'19.303		126	1'39.180	151.8	
2	99	JMB Racing	Kutemann / Marroc	Formula Le Mans - Oreca - 09	FLM	M	136	4:02'27.835	3 Laps	3 Laps	130	1'37.447	154.5
3	92	Neil Garner Motorsport	Hartshorne / Kapadia / Graves	Formula Le Mans - Oreca - 09	FLM	M	109	4:02'27.488	30 Laps	27 Laps	87	1'37.742	154.0

Published at:

Race Director:	Timekeeper:
-----------------------	--------------------



LE MANS SERIES 6 HOURS OF ESTORIL

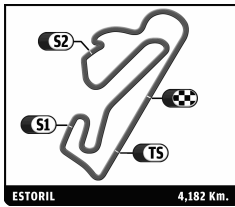
Race

Provisional Classification (Hour 3)

Nr.	Team	Drivers	Car	Class	Ty	Laps	Total Time	Gap	Best Lap			
									Lap	Time	Kph	
1	13 Rebellion Racing	Belicchi / Boullion	Lola B10/60 Coupé - Toyota	LM P1	M	112	3:00'19.922		71	1'32.281	163.1	
2	16 Pescarolo Team	Collard / Tinseau / Jousse	Pescarolo - Judd	LM P1	M	112	3:00'22.667	2.745	2.745	70	1'31.965	163.7
3	45 Boutsen Energy Racing	Kraihamer / Ebbesvik	Oreca 03 - Nissan	LM P2	D	110	3:00'36.140	2 Laps	2 Laps	55	1'33.809	160.5
4	46 TDS Racing	Beche / Thiriet / Firth	Oreca 03 - Nissan	LM P2	M	110	3:01'52.070	2 Laps	1'15.930	71	1'33.880	160.4
5	40 Race Performance	Frey / Meichtry / Hirschi	Oreca 03 - Judd	LM P2	D	109	3:00'28.349	3 Laps	1 Laps	92	1'33.526	161.0
6	41 Greaves Motorsport	Ojeh / Lombard / Kimber-Smith	Zytek Z11SN - Nissan	LM P2	D	109	3:01'53.861	3 Laps	1'25.512	64	1'33.216	161.5
7	42 Strakka Racing	Leventis / Watts / Kane	HPD ARX - 01d	LM P2	M	108	3:01'09.357	4 Laps	1 Laps	69	1'34.431	159.4
8	44 Extreme Limite AM Paris	Rosier / Mello-Breyner / Mello-Breyner	Norma M200P - Judd	LM P2	D	105	3:00'25.001	7 Laps	3 Laps	8	1'36.784	155.6
9	95 Pegasus Racing	Schutis / Simon / Schell	Formula Le Mans - Oreca - 09	FLM	M	104	2:59'39.935	8 Laps	1 Laps	64	1'39.183	151.8
10	66 JMW Motorsport	Bell / Walker	Ferrari F458 Italia	LM GTE Pro	D	104	3:00'31.739	8 Laps	51.804	87	1'40.815	149.3
11	77 Team Felbermayr - Proton	Lieb / Lietz	Porsche 911 RSR (997)	LM GTE Pro	M	104	3:00'54.652	8 Laps	22.913	89	1'40.792	149.4
12	76 IMSA Performance Matmut	Pilet / Henzler	Porsche 911 RSR (997)	LM GTE Pro	M	103	3:00'28.353	9 Laps	1 Laps	80	1'40.703	149.5
13	71 AF Corse	Melo / Vilander	Ferrari F458 Italia	LM GTE Pro	M	102	3:00'23.164	10 Laps	1 Laps	46	1'41.084	148.9
14	67 IMSA Performance Matmut	Armindo / Narac	Porsche 911 RSR (997)	LM GTE Am	M	102	3:00'55.338	10 Laps	32.174	85	1'41.320	148.6
15	61 AF Corse	Perazzini / Cioci / Lemeret	Ferrari F430	LM GTE Am	M	102	3:01'16.048	10 Laps	20.710	49	1'42.841	146.4
16	99 JMB Racing	Kutemann / Marroc	Formula Le Mans - Oreca - 09	FLM	M	102	3:01'32.036	10 Laps	15.988	34	1'38.087	153.5
17	79 Jota	Dolan / Hancock	Aston Martin Vantage	LM GTE Pro	D	101	3:00'17.311	11 Laps	1 Laps	89	1'41.531	148.3
18	82 CRS Racing	Hummel / Quaife / Christodoulou	Ferrari F430	LM GTE Am	M	101	3:00'43.165	11 Laps	25.854	87	1'42.388	147.0
19	88 Team Felbermayr - Proton	Ried / Felbermayr Jr.	Porsche 911 RSR (997)	LM GTE Am	M	101	3:01'18.081	11 Laps	34.916	46	1'42.798	146.5
20	90 JMB Racing	Rodrigues / Ballay / Ayari	Ferrari F458 Italia	LM GTE Pro	D	101	3:01'39.484	11 Laps	21.403	48	1'41.405	148.5
21	89 Hankook Team Farnbacher	Farnbacher / Simonsen	Ferrari F458 Italia	LM GTE Pro	H	99	2:54'52.026	13 Laps	2 Laps	86	1'41.740	148.0
22	43 RLR Msport	Gates / Garofall / Hughes	MG Lola EX265 - Judd	LM P2	D	98	3:00'24.195	14 Laps	1 Laps	70	1'36.641	155.8
23	39 Pecom Racing	Perez Companc / Russo / Kaffer	Lola B11/40 - Judd	LM P2	M	97	2:55'53.703	15 Laps	1 Laps	27	1'35.114	158.3
24	92 Neil Garner Motorsport	Hartshorne / Kapadia / Graves	Formula Le Mans - Oreca - 09	FLM	M	90	2:39'28.674	22 Laps	7 Laps	87	1'37.742	154.0
25	12 Rebellion Racing	Prost / Jani	Lola B10/60 Coupé - Toyota	LM P1	M	74	3:01'18.042	38 Laps	16 Laps	36	1'31.917	163.8
26	51 AF Corse	Fisichella / Bruni	Ferrari F458 Italia	LM GTE Pro	M	11	24'36.665	101 Laps	63 Laps	4	1'41.325	148.6
27	75 Prospeed Competition	Goossens / Holzer	Porsche 911 RSR (997)	LM GTE Pro	M	2	3'50.658	110 Laps	9 Laps			

Published at:

Race Director:	Timekeeper:
-----------------------	--------------------



LE MANS SERIES 6 HOURS OF ESTORIL

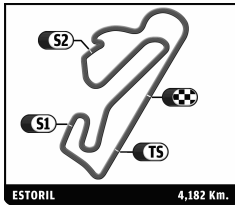
Race

Provisional Classification by Class (After Hour 3)

Nr.	Team	Drivers	Car	Class	Ty	Laps	Total Time	Gap		Best Lap		
								Lap	Time	Lap	Time	Kph
LM P1										Fastest Lap by Prost Nicolas: 1'31.917 (Lap 36, 163,8 Kph)		
1	13 Rebellion Racing	Belicchi / Boullion	Lola B10/60 Coupé - Toyota	LM P1	M	112	3:00'19.922			71	1'32.281	163.1
2	16 Pescarolo Team	Collard / Tinseau / Jousse	Pescarolo - Judd	LM P1	M	112	3:00'22.667	2.745	2.745	70	1'31.965	163.7
3	12 Rebellion Racing	Prost / Jani	Lola B10/60 Coupé - Toyota	LM P1	M	74	3:01'18.042	38 Laps	38 Laps	36	1'31.917	163.8
LM P2										Fastest Lap by Lombard Olivier: 1'33.216 (Lap 64, 161,5 Kph)		
1	45 Boutsen Energy Racing	Kraihamer / Ebbesvik	Oreca 03 - Nissan	LM P2	D	110	3:00'36.140			55	1'33.809	160.5
2	46 TDS Racing	Beche / Thiriet / Firth	Oreca 03 - Nissan	LM P2	M	110	3:01'52.070	1'15.930	1'15.930	71	1'33.880	160.4
3	40 Race Performance	Frey / Meichtry / Hirschi	Oreca 03 - Judd	LM P2	D	109	3:00'28.349	1 Laps	1 Laps	92	1'33.526	161.0
4	41 Greaves Motorsport	Ojijeh / Lombard / Kimber-Smith	Zytek Z11SN - Nissan	LM P2	D	109	3:01'53.861	1 Laps	1'25.512	64	1'33.216	161.5
5	42 Strakka Racing	Leventis / Watts / Kane	HPD ARX - 01d	LM P2	M	108	3:01'09.357	2 Laps	1 Laps	69	1'34.431	159.4
6	44 Extreme Limite AM Paris	Rosier / Mello-Breyner / Mello-Breyner	Norma M200P - Judd	LM P2	D	105	3:00'25.001	5 Laps	3 Laps	8	1'36.784	155.6
7	43 RLR Msport	Gates / Garofall / Hughes	MG Lola EX265 - Judd	LM P2	D	98	3:00'24.195	12 Laps	7 Laps	70	1'36.641	155.8
8	39 Pecom Racing	Perez Companc / Russo / Kaffer	Lola B11/40 - Judd	LM P2	M	97	2:55'53.703	13 Laps	1 Laps	27	1'35.114	158.3
LM GTE Pro										Fastest Lap by Pilet Patrick: 1'40.703 (Lap 80, 149,5 Kph)		
1	66 JMW Motorsport	Bell / Walker	Ferrari F458 Italia	LM GTE Pro	D	104	3:00'31.739			87	1'40.815	149.3
2	77 Team Felbermayr - Proton	Lieb / Lietz	Porsche 911 RSR (997)	LM GTE Pro	M	104	3:00'54.652	22.913	22.913	89	1'40.792	149.4
3	76 IMSA Performance Matmut	Pilet / Henzler	Porsche 911 RSR (997)	LM GTE Pro	M	103	3:00'28.353	1 Laps	1 Laps	80	1'40.703	149.5
4	71 AF Corse	Melo / Vilander	Ferrari F458 Italia	LM GTE Pro	M	102	3:00'23.164	2 Laps	1 Laps	46	1'41.084	148.9
5	79 Jota	Dolan / Hancock	Aston Martin Vantage	LM GTE Pro	D	101	3:00'17.311	3 Laps	1 Laps	89	1'41.531	148.3
6	90 JMB Racing	Rodrigues / Ballay / Ayari	Ferrari F458 Italia	LM GTE Pro	D	101	3:01'39.484	3 Laps	1'22.173	48	1'41.405	148.5
7	89 Hankook Team Farnbacher	Farnbacher / Simonsen	Ferrari F458 Italia	LM GTE Pro	H	99	2:54'52.026	5 Laps	2 Laps	86	1'41.740	148.0
8	51 AF Corse	Fischella / Bruni	Ferrari F458 Italia	LM GTE Pro	M	11	2'43.665	93 Laps	88 Laps	4	1'41.325	148.6
9	75 Prospeed Competition	Goossens / Holzer	Porsche 911 RSR (997)	LM GTE Pro	M	2	3'50.658	102 Laps	9 Laps			
LM GTE Am										Fastest Lap by Armindo Nicolas: 1'41.320 (Lap 85, 148,6 Kph)		
1	67 IMSA Performance Matmut	Armindo / Narac	Porsche 911 RSR (997)	LM GTE Am	M	102	3:00'55.338			85	1'41.320	148.6
2	61 AF Corse	Perazzini / Cioci / Lameret	Ferrari F430	LM GTE Am	M	102	3:01'16.048	20.710	20.710	49	1'42.841	146.4
3	82 CRS Racing	Hummel / Quaipe / Christodoulou	Ferrari F430	LM GTE Am	M	101	3:00'43.165	1 Laps	1 Laps	87	1'42.388	147.0
4	88 Team Felbermayr - Proton	Ried / Felbermayr Jr.	Porsche 911 RSR (997)	LM GTE Am	M	101	3:01'18.081	1 Laps	34.916	46	1'42.798	146.5
FLM										Fastest Lap by Graves Tor: 1'37.742 (Lap 87, 154,0 Kph)		
1	95 Pegasus Racing	Schultis / Simon / Schell	Formula Le Mans - Oreca - 09	FLM	M	104	2:59'39.935			64	1'39.183	151.8
2	99 JMB Racing	Kutemann / Marroc	Formula Le Mans - Oreca - 09	FLM	M	102	3:01'32.036	2 Laps	2 Laps	34	1'38.087	153.5
3	92 Neil Garner Motorsport	Hartshorne / Kapadia / Graves	Formula Le Mans - Oreca - 09	FLM	M	90	2:39'28.674	14 Laps	12 Laps	87	1'37.742	154.0

Published at:

Race Director:	Timekeeper:
-----------------------	--------------------



LE MANS SERIES 6 HOURS OF ESTORIL

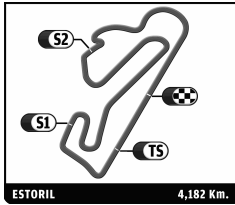
Race

Provisional Classification (Hour 2)

Nr.	Team	Drivers	Car	Class	Ty	Laps	Total Time	Gap	Best Lap			
									Lap	Time	Kph	
1	16 Pescarolo Team	Collard / Tinseau / Jousse	Pescarolo - Judd	LM P1	M	75	2:00'36.047		70	1'31.965	163.7	
2	13 Rebellion Racing	Belicchi / Boullion	Lola B10/60 Coupé - Toyota	LM P1	M	75	2:00'46.563	10.516	10.516	71	1'32.281	163.1
3	45 Boutsen Energy Racing	Kraihamer / Ebbesvik	Oreca 03 - Nissan	LM P2	D	74	2:01'18.606	1 Laps	1 Laps	55	1'33.809	160.5
4	41 Greaves Motorsport	Ojeh / Lombard / Kimber-Smith	Zytek Z11SN - Nissan	LM P2	D	74	2:01'37.659	1 Laps	19.053	64	1'33.216	161.5
5	40 Race Performance	Frey / Meichtry / Hirschi	Oreca 03 - Judd	LM P2	D	73	2:01'06.963	2 Laps	1 Laps	51	1'33.952	160.2
6	46 TDS Racing	Beche / Thiriet / Firth	Oreca 03 - Nissan	LM P2	M	73	2:01'21.674	2 Laps	14.711	71	1'33.880	160.4
7	42 Strakka Racing	Leventis / Watts / Kane	HPD ARX - 01d	LM P2	M	73	2:01'41.723	2 Laps	20.049	69	1'34.431	159.4
8	92 Neil Garner Motorsport	Hartshorne / Kapadia / Graves	Formula Le Mans - Oreca - 09	FLM	M	71	2:01'14.041	4 Laps	2 Laps	44	1'38.932	152.2
9	44 Extreme Limite AM Paris	Rosier / Mello-Breyner / Mello-Breyner	Norma M200P - Judd	LM P2	D	71	2:01'28.271	4 Laps	14.230	8	1'36.784	155.6
10	95 Pegasus Racing	Schultis / Simon / Schell	Formula Le Mans - Oreca - 09	FLM	M	70	1:59'12.715	5 Laps	1 Laps	64	1'39.183	151.8
11	66 JMW Motorsport	Bell / Walker	Ferrari F458 Italia	LM GTE Pro	D	70	2:00'50.435	5 Laps	1'37.720	45	1'40.917	149.2
12	77 Team Felbermayr - Proton	Lieb / Lietz	Porsche 911 RSR (997)	LM GTE Pro	M	70	2:01'22.337	5 Laps	31.902	62	1'41.393	148.5
13	76 IMSA Performance Matmut	Pilet / Hertzler	Porsche 911 RSR (997)	LM GTE Pro	M	70	2:02'04.520	5 Laps	42.183	39	1'41.803	147.9
14	89 Hankook Team Farnbacher	Farnbacher / Simonsen	Ferrari F458 Italia	LM GTE Pro	H	69	2:01'23.720	6 Laps	1 Laps	5	1'42.128	147.4
15	61 AF Corse	Perazzini / Cioci / Lemeret	Ferrari F430	LM GTE Am	M	69	2:01'24.031	6 Laps	0.311	49	1'42.841	146.4
16	67 IMSA Performance Matmut	Armino / Narac	Porsche 911 RSR (997)	LM GTE Am	M	69	2:01'24.508	6 Laps	0.477	43	1'42.493	146.9
17	79 Jota	Dolan / Hancock	Aston Martin Vantage	LM GTE Pro	D	69	2:01'54.487	6 Laps	29.979	7	1'42.730	146.6
18	90 JMB Racing	Rodrigues / Ballay / Ayari	Ferrari F458 Italia	LM GTE Pro	D	69	2:01'55.241	6 Laps	0.754	48	1'41.405	148.5
19	71 AF Corse	Melo / Vilander	Ferrari F458 Italia	LM GTE Pro	M	68	2:00'41.860	7 Laps	1 Laps	46	1'41.084	148.9
20	88 Team Felbermayr - Proton	Ried / Felbermayr Jr.	Porsche 911 RSR (997)	LM GTE Am	M	68	2:01'11.807	7 Laps	29.947	46	1'42.798	146.5
21	99 JMB Racing	Kutemann / Marroc	Formula Le Mans - Oreca - 09	FLM	M	68	2:01'28.465	7 Laps	16.658	34	1'38.087	153.5
22	82 CRS Racing	Hummel / Quaife / Christodoulou	Ferrari F430	LM GTE Am	M	68	2:01'57.894	7 Laps	29.429	44	1'42.632	146.7
23	39 Pecom Racing	Perez Companc / Russo / Kaffer	Lola B11/40 - Judd	LM P2	M	67	2:02'08.261	8 Laps	1 Laps	27	1'35.114	158.3
24	43 RLR Msport	Gates / Garofall / Hughes	MG Lola EX265 - Judd	LM P2	D	66	2:01'28.855	9 Laps	1 Laps	9	1'36.708	155.7
25	12 Rebellion Racing	Prost / Jani	Lola B10/60 Coupé - Toyota	LM P1	M	37	2:01'54.600	38 Laps	29 Laps	36	1'31.917	163.8
26	51 AF Corse	Fisichella / Bruni	Ferrari F458 Italia	LM GTE Pro	M	11	24'36.665	64 Laps	26 Laps	4	1'41.325	148.6
27	75 Prospeed Competition	Goossens / Holzer	Porsche 911 RSR (997)	LM GTE Pro	M	2	3'50.658	73 Laps	9 Laps			

Published at:

Race Director:	Timekeeper:
----------------	-------------



LE MANS SERIES 6 HOURS OF ESTORIL

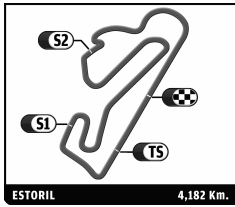
Race

Provisional Classification by Class (After Hour 2)

Nr.	Team	Drivers	Car	Class	Ty	Laps	Total Time	Gap			Best Lap			
								Lap	Time	Kph	Lap	Time	Kph	
LM P1							Fastest Lap by Prost Nicolas: 1'31.917 (Lap 36, 163,8 Kph)							
1	16	Pescarolo Team	Collard / Tinseau / Jousse	Pescarolo - Judd	LM P1	M	75	2:00'36.047				70	1'31.965	163.7
2	13	Rebellion Racing	Belicchi / Boullion	Lola B10/60 Coupé - Toyota	LM P1	M	75	2:00'46.563	10.516	10.516	71	1'32.281	163.1	
3	12	Rebellion Racing	Prost / Jani	Lola B10/60 Coupé - Toyota	LM P1	M	37	2:01'54.600	38 Laps	38 Laps	36	1'31.917	163.8	
LM P2							Fastest Lap by Lombard Olivier: 1'33.216 (Lap 64, 161,5 Kph)							
1	45	Boutsen Energy Racing	Kraihamer / Ebbesvik	Oreca 03 - Nissan	LM P2	D	74	2:01'18.606				55	1'33.809	160.5
2	41	Greaves Motorsport	Ojjeff / Lombard / Kimber-Smith	Zytek Z11SN - Nissan	LM P2	D	74	2:01'37.659	19.053	19.053	64	1'33.216	161.5	
3	40	Race Performance	Frey / Meichtry / Hirschi	Oreca 03 - Judd	LM P2	D	73	2:01'06.963	1 Laps	1 Laps	51	1'33.952	160.2	
4	46	TDS Racing	Beche / Thiriet / Firth	Oreca 03 - Nissan	LM P2	M	73	2:01'21.674	1 Laps	14.711	71	1'33.880	160.4	
5	42	Strakka Racing	Leventis / Watts / Kane	HPD ARX - 01d	LM P2	M	73	2:01'41.723	1 Laps	20.049	69	1'34.431	159.4	
6	44	Extreme Limite AM Paris	Rosier / Mello-Breyner / Mello-Breyner	Norma M200P - Judd	LM P2	D	71	2:01'28.271	3 Laps	2 Laps	8	1'36.784	155.6	
7	39	Pecom Racing	Perez Companc / Russo / Kaffer	Lola B11/40 - Judd	LM P2	M	67	2:02'08.261	7 Laps	4 Laps	27	1'35.114	158.3	
8	43	RLR Msport	Gates / Garofall / Hughes	MG Lola EX265 - Judd	LM P2	D	66	2:01'28.855	8 Laps	1 Laps	9	1'36.708	155.7	
LM GTE Pro							Fastest Lap by Walker James: 1'40.917 (Lap 45, 149,2 Kph)							
1	66	JMW Motorsport	Bell / Walker	Ferrari F458 Italia	LM GTE Pro	D	70	2:00'50.435				45	1'40.917	149.2
2	77	Team Felbermayr - Proton	Lieb / Lietz	Porsche 911 RSR (997)	LM GTE Pro	M	70	2:01'22.337	31.902	31.902	62	1'41.393	148.5	
3	76	IMSA Performance Matmut	Pilet / Henzler	Porsche 911 RSR (997)	LM GTE Pro	M	70	2:02'04.520	1'14.085	42.183	39	1'41.803	147.9	
4	89	Hankook Team Farnbacher	Farnbacher / Simonsen	Ferrari F458 Italia	LM GTE Pro	H	69	2:01'23.720	1 Laps	1 Laps	5	1'42.128	147.4	
5	79	Jota	Dolan / Hancock	Aston Martin Vantage	LM GTE Pro	D	69	2:01'54.487	1 Laps	30.767	7	1'42.730	146.6	
6	90	JMB Racing	Rodrigues / Ballay / Ayari	Ferrari F458 Italia	LM GTE Pro	D	69	2:01'55.241	1 Laps	0.754	48	1'41.405	148.5	
7	71	AF Corse	Melo / Vilander	Ferrari F458 Italia	LM GTE Pro	M	68	2:00'41.860	2 Laps	1 Laps	46	1'41.084	148.9	
8	51	AF Corse	Fischella / Bruni	Ferrari F458 Italia	LM GTE Pro	M	11	2'36.665	59 Laps	57 Laps	4	1'41.325	148.6	
9	75	Prospeed Competition	Goossens / Holzer	Porsche 911 RSR (997)	LM GTE Pro	M	2	3'50.658	68 Laps	9 Laps				
LM GTE Am							Fastest Lap by Narac Raymond: 1'42.493 (Lap 43, 146,9 Kph)							
1	61	AF Corse	Perazzini / Cioci / Lemeret	Ferrari F430	LM GTE Am	M	69	2:01'24.031				49	1'42.841	146.4
2	67	IMSA Performance Matmut	Armindo / Narac	Porsche 911 RSR (997)	LM GTE Am	M	69	2:01'24.508	0.477	0.477	43	1'42.493	146.9	
3	88	Team Felbermayr - Proton	Ried / Felbermayr Jr.	Porsche 911 RSR (997)	LM GTE Am	M	68	2:01'11.807	1 Laps	1 Laps	46	1'42.798	146.5	
4	82	CRS Racing	Hummel / Quaire / Christodoulou	Ferrari F430	LM GTE Am	M	68	2:01'57.894	1 Laps	46.087	44	1'42.632	146.7	
FLM							Fastest Lap by Marroc Nicolas: 1'38.087 (Lap 34, 153,5 Kph)							
1	92	Neil Garner Motorsport	Hartshorne / Kapadia / Graves	Formula Le Mans - Oreca - 09	FLM	M	71	2:01'14.041				44	1'38.932	152.2
2	95	Pegasus Racing	Schultis / Simon / Schell	Formula Le Mans - Oreca - 09	FLM	M	70	1:59'12.715	1 Laps	1 Laps	64	1'39.183	151.8	
3	99	JMB Racing	Kutemann / Marroc	Formula Le Mans - Oreca - 09	FLM	M	68	2:01'28.465	3 Laps	2 Laps	34	1'38.087	153.5	

Published at:

Race Director:	Timekeeper:
-----------------------	--------------------



LE MANS SERIES 6 HOURS OF ESTORIL

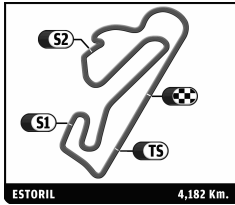
Race

Provisional Classification (Hour 1)

Nr.	Team	Drivers	Car	Class	Ty	Laps	Total Time	Gap	Best Lap			
									Lap	Time	Kph	
1	13 Rebellion Racing	Belicchi / Boullion	Lola B10/60 Coupé - Toyota	LM P1	M	38	1:00'41.023		3	1'33.047	161.8	
2	16 Pescarolo Team	Collard / Tinseau / Jousse	Pescarolo - Judd	LM P1	M	38	1:00'48.797	7.774	7.774	7	1'32.759	162.3
3	41 Greaves Motorsport	Ojeh / Lombard / Kimber-Smith	Zytek Z11SN - Nissan	LM P2	D	38	1:02'09.075	1'28.052	1'20.278	38	1'33.377	161.2
4	45 Boutsen Energy Racing	Kraihamer / Ebbesvik	Oreca 03 - Nissan	LM P2	D	37	1:00'57.759	1 Laps	1 Laps	33	1'34.045	160.1
5	42 Strakka Racing	Leventis / Watts / Kane	HPD ARX - 01d	LM P2	M	37	1:01'09.870	1 Laps	12.111	5	1'34.483	159.3
6	40 Race Performance	Frey / Meichtry / Hirschi	Oreca 03 - Judd	LM P2	D	37	1:01'23.631	1 Laps	13.761	5	1'35.639	157.4
7	44 Extreme Limite AM Paris	Rosier / Mello-Breyner / Mello-Breyner	Norma M200P - Judd	LM P2	D	37	1:01'53.006	1 Laps	29.375	8	1'36.784	155.6
8	46 TDS Racing	Beche / Thiriet / Firth	Oreca 03 - Nissan	LM P2	M	37	1:02'06.260	1 Laps	13.254	35	1'35.106	158.3
9	39 Pecom Racing	Perez Companc / Russo / Kaffer	Lola B11/40 - Judd	LM P2	M	36	1:00'46.355	2 Laps	1 Laps	27	1'35.114	158.3
10	66 JMW Motorsport	Bell / Walker	Ferrari F458 Italia	LM GTE Pro	D	36	1:01'30.894	2 Laps	44.539	9	1'41.574	148.2
11	77 Team Felbermayr - Proton	Lieb / Lietz	Porsche 911 RSR (997)	LM GTE Pro	M	36	1:01'48.578	2 Laps	17.684	32	1'41.852	147.8
12	95 Pegasus Racing	Schultis / Simon / Schell	Formula Le Mans - Oreca - 09	FLM	M	36	1:02'06.352	2 Laps	17.774	29	1'40.070	150.4
13	76 IMSA Performance Matmut	Pilet / Hertzler	Porsche 911 RSR (997)	LM GTE Pro	M	36	1:02'06.369	2 Laps	0.017	9	1'42.030	147.6
14	92 Neil Garner Motorsport	Hartshorne / Kapadia / Graves	Formula Le Mans - Oreca - 09	FLM	M	35	59'23.203	3 Laps	1 Laps	29	1'39.128	151.9
15	61 AF Corse	Perazzini / Cioci / Lemeret	Ferrari F430	LM GTE Am	M	35	1:00'46.492	3 Laps	1'23.289	7	1'43.056	146.1
16	67 IMSA Performance Matmut	Armino / Narac	Porsche 911 RSR (997)	LM GTE Am	M	35	1:00'57.860	3 Laps	11.368	4	1'42.933	146.3
17	89 Hankook Team Farnbacher	Farnbacher / Simonsen	Ferrari F458 Italia	LM GTE Pro	H	35	1:01'07.679	3 Laps	9.819	5	1'42.128	147.4
18	90 JMB Racing	Rodrigues / Ballay / Ayari	Ferrari F458 Italia	LM GTE Pro	D	35	1:01'09.737	3 Laps	2.058	7	1'42.822	146.4
19	79 Jota	Dolan / Hancock	Aston Martin Vantage	LM GTE Pro	D	35	1:01'10.701	3 Laps	0.964	7	1'42.730	146.6
20	88 Team Felbermayr - Proton	Ried / Felbermayr Jr.	Porsche 911 RSR (997)	LM GTE Am	M	35	1:01'50.446	3 Laps	39.745	26	1'44.495	144.1
21	82 CRS Racing	Hummel / Quaipe / Christodoulou	Ferrari F430	LM GTE Am	M	34	1:00'57.522	4 Laps	1 Laps	11	1'45.646	142.5
22	71 AF Corse	Melo / Vilander	Ferrari F458 Italia	LM GTE Pro	M	34	1:01'04.328	4 Laps	6.806	8	1'41.740	148.0
23	99 JMB Racing	Kutemann / Marroc	Formula Le Mans - Oreca - 09	FLM	M	33	1:01'59.286	5 Laps	1 Laps	32	1'38.192	153.3
24	43 RLR Msport	Gates / Garofall / Hughes	MG Lola EX265 - Judd	LM P2	D	30	1:00'50.891	8 Laps	3 Laps	9	1'36.708	155.7
25	12 Rebellion Racing	Prost / Jani	Lola B10/60 Coupé - Toyota	LM P1	M	22	34'30.088	16 Laps	8 Laps	6	1'32.522	162.7
26	51 AF Corse	Fisichella / Bruni	Ferrari F458 Italia	LM GTE Pro	M	11	24'36.665	27 Laps	11 Laps	4	1'41.325	148.6
27	75 Prospeed Competition	Goossens / Holzer	Porsche 911 RSR (997)	LM GTE Pro	M	2	3'50.658	36 Laps	9 Laps			

Published at:

Race Director:	Timekeeper:
-----------------------	--------------------



LE MANS SERIES 6 HOURS OF ESTORIL

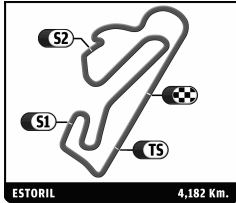
Race

Provisional Classification by Class (After Hour 1)

Nr.	Team	Drivers	Car	Class	Ty	Laps	Total Time	Gap	Best Lap			
									Lap	Time	Kph	
LM P1									Fastest Lap by Jani Neel: 1'32.522 (Lap 6, 162,7 Kph)			
1	13 Rebellion Racing	Belicchi / Boullion	Lola B10/60 Coupé - Toyota	LM P1	M	38	1:00'41.023		3	1'33.047	161.8	
2	16 Pescarolo Team	Collard / Tinseau / Jousse	Pescarolo - Judd	LM P1	M	38	1:00'48.797	7.774	7.774	7	1'32.759	162.3
3	12 Rebellion Racing	Prost / Jani	Lola B10/60 Coupé - Toyota	LM P1	M	22	34'30.088	16 Laps	16 Laps	6	1'32.522	162.7
LM P2									Fastest Lap by Lombard Olivier: 1'33.377 (Lap 38, 161,2 Kph)			
1	41 Greaves Motorsport	Ojeh / Lombard / Kimber-Smith	Zytek Z11SN - Nissan	LM P2	D	38	1:02'09.075		38	1'33.377	161.2	
2	45 Boutsen Energy Racing	Kraihamer / Ebbesvik	Oreca 03 - Nissan	LM P2	D	37	1:00'57.759	1 Laps	1 Laps	33	1'34.045	160.1
3	42 Strakka Racing	Leventis / Watts / Kane	HPD ARX - 01d	LM P2	M	37	1:01'09.870	1 Laps	12.111	5	1'34.483	159.3
4	40 Race Performance	Frey / Meichtry / Hirschi	Oreca 03 - Judd	LM P2	D	37	1:01'23.631	1 Laps	13.761	5	1'35.639	157.4
5	44 Extreme Limite AM Paris	Rosier / Mello-Breyner / Mello-Breyner	Norma M200P - Judd	LM P2	D	37	1:01'53.006	1 Laps	29.375	8	1'36.784	155.6
6	46 TDS Racing	Beche / Thiriet / Firth	Oreca 03 - Nissan	LM P2	M	37	1:02'06.260	1 Laps	13.254	35	1'35.106	158.3
7	39 Pecom Racing	Perez Companc / Russo / Kaffer	Lola B11/40 - Judd	LM P2	M	36	1:00'46.355	2 Laps	1 Laps	27	1'35.114	158.3
8	43 RLR Msport	Gates / Garofall / Hughes	MG Lola EX265 - Judd	LM P2	D	30	1:00'50.891	8 Laps	6 Laps	9	1'36.708	155.7
LM GTE Pro									Fastest Lap by Bruni Gianmaria: 1'41.325 (Lap 4, 148,6 Kph)			
1	66 JMW Motorsport	Bell / Walker	Ferrari F458 Italia	LM GTE Pro	D	36	1:01'30.894		9	1'41.574	148.2	
2	77 Team Felbermayr - Proton	Lieb / Lietz	Porsche 911 RSR (997)	LM GTE Pro	M	36	1:01'48.578	17.684	17.684	32	1'41.852	147.8
3	76 IMSA Performance Matmut	Pilet / Henzler	Porsche 911 RSR (997)	LM GTE Pro	M	36	1:02'06.369	35.475	17.791	9	1'42.030	147.6
4	89 Hankook Team Farnbacher	Farnbacher / Simonsen	Ferrari F458 Italia	LM GTE Pro	H	35	1:01'07.679	1 Laps	1 Laps	5	1'42.128	147.4
5	90 JMB Racing	Rodrigues / Ballay / Ayari	Ferrari F458 Italia	LM GTE Pro	D	35	1:01'09.737	1 Laps	2.058	7	1'42.822	146.4
6	79 Jota	Dolan / Hancock	Aston Martin Vantage	LM GTE Pro	D	35	1:01'10.701	1 Laps	0.964	7	1'42.730	146.6
7	71 AF Corse	Melo / Vilander	Ferrari F458 Italia	LM GTE Pro	M	34	1:01'04.328	2 Laps	1 Laps	8	1'41.740	148.0
8	51 AF Corse	Fischella / Bruni	Ferrari F458 Italia	LM GTE Pro	M	11	24'36.665	25 Laps	23 Laps	4	1'41.325	148.6
9	75 Prospeed Competition	Goossens / Holzer	Porsche 911 RSR (997)	LM GTE Pro	M	2	3'50.658	34 Laps	9 Laps			
LM GTE Am									Fastest Lap by Armindo Nicolas: 1'42.933 (Lap 4, 146,3 Kph)			
1	61 AF Corse	Perazzini / Cioci / Lemeret	Ferrari F430	LM GTE Am	M	35	1:00'46.492		7	1'43.056	146.1	
2	67 IMSA Performance Matmut	Armindo / Narac	Porsche 911 RSR (997)	LM GTE Am	M	35	1:00'57.860	11.368	11.368	4	1'42.933	146.3
3	88 Team Felbermayr - Proton	Ried / Felbermayr Jr.	Porsche 911 RSR (997)	LM GTE Am	M	35	1:01'50.446	1'03.954	52.586	26	1'44.495	144.1
4	82 CRS Racing	Hummel / Quate / Christodoulou	Ferrari F430	LM GTE Am	M	34	1:00'57.522	1 Laps	1 Laps	11	1'45.646	142.5
FLM									Fastest Lap by Marroc Nicolas: 1'38.192 (Lap 32, 153,3 Kph)			
1	95 Pegasus Racing	Schultis / Simon / Schell	Formula Le Mans - Oreca - 09	FLM	M	36	1:02'06.352		29	1'40.070	150.4	
2	92 Neil Garner Motorsport	Hartshorne / Kapadia / Graves	Formula Le Mans - Oreca - 09	FLM	M	35	59'23.203	1 Laps	1 Laps	29	1'39.128	151.9
3	99 JMB Racing	Kutemann / Marroc	Formula Le Mans - Oreca - 09	FLM	M	33	1:01'59.286	3 Laps	2 Laps	32	1'38.192	153.3

Published at:

Race Director:	Timekeeper:
-----------------------	--------------------



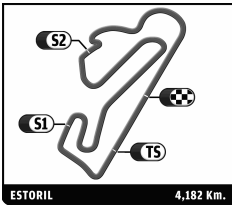
LE MANS SERIES
6 HOURS OF ESTORIL
 Race (360')

Starting Grid

1:42.107	Christian Ried	Team Felbermayr - Proton	88	- 14 -		
1:40.746	Scheil Ayari	JMB Racing	90	- 13 -	82	CRS Racing Klaas Hummel 1:40.777
1:40.417	Sam Hancock	Jota	79	- 12 -	61	AF Corse Marco Cioci 1:40.558
1:40.014	Nicolas Armindo	IMSA Performance Matmut	67	- 11 -	71	AF Corse Jaime Melo 1:40.390
1:39.749	Dominik Farnbacher	Hankook Team Farnbacher	89	- 10 -	76	IMSA Performance Matmut Patrick Pilet 1:39.964
1:39.374	Richard Lietz	Team Felbermayr - Proton	77	- 9 -	75	Prospeed Competition Marc Goossens 1:39.526
1:39.176	Rob Bell	JMW Motorsport	66	- 8 -	51	AF Corse Gianmaria Bruni 1:39.233
1:36.480	Peter Kutemann	JMB Racing	99	- 7 -	95	Pegasus Racing Patrick Simon 1:37.474
1:34.168	Fabien Rosier	Extreme Limite AM Paris	44	- 6 -	92	Neil Garner Motorsport Alex Kapadia 1:36.044
1:33.525	Pierre Kaffer	Pecom Racing	39	- 5 -	43	RLR Msport Rob Garofall 1:34.066
1:32.695	Thor-Christian Ebbesvik	Boutsen Energy Racing	45	- 4 -	40	Race Performance Ralph Meichtry 1:33.286
1:32.072	Jonny Kane	Strakka Racing	42	- 3 -	46	TDS Racing Pierre Thiriet 1:32.347
1:30.592	Andrea Belicchi	Rebellion Racing	13	- 2 -	41	Greaves Motorsport Olivier Lombard 1:31.800
1:30.118	Neel Jani	Rebellion Racing	12	- 1 -	16	Pescarolo Team Julien Jousse 1:30.317



Stewards:	Timekeeper:
-----------	-------------



LE MANS SERIES
6 HOURS OF ESTORIL
 Warm Up
 Provisional Classification

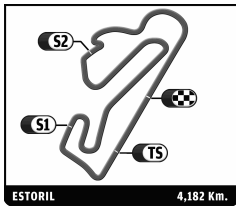
Nr.	Team	Drivers	Car	Cl	Ty	Time	Lap	Total	Gap	Kph
1	13 Rebellion Racing	A. Belicchi / J. Boullion	Lola B10/60 Coupé - Toyota	LM P1	M	1:31.886	5	11	-	163.8
2	12 Rebellion Racing	N. Jani / N. Prost	Lola B10/60 Coupé - Toyota	LM P1	M	1:32.045	5	12	+0.159	163.6
3	16 Pescarolo Team	E. Collard / C. Tinseau / J. Jousse	Pescarolo - Judd	LM P1	M	1:32.658	12	12	+0.772	162.5
4	45 Boutsen Energy Racing	D. Kraihamer / T. Ebbevik	Oreca 03 - Nissan	LM P2	D	1:33.655	4	9	+1.769	160.8
5	42 Strakka Racing	N. Leventis / D. Watts / J. Kane	HPD ARX - 01d	LM P2	M	1:34.841	3	11	+2.955	158.7
6	41 Greaves Motorsport	K. Ojijeh / O. Lombard / T. Kimber-Smith	Zytek Z11SN - Nissan	LM P2	D	1:34.945	3	11	+3.059	158.6
7	40 Race Performance	M. Frey / R. Meichtry / J. Hirschi	Oreca 03 - Judd	LM P2	D	1:35.586	3	12	+3.700	157.5
8	46 TDS Racing	M. Beche / P. Thiriet / J. Firth	Oreca 03 - Nissan	LM P2	M	1:35.944	4	12	+4.058	156.9
9	39 Pecom Racing	L. Perez Companc / M. Russo / P. Kaffer	Lola B11/40 - Judd	LM P2	M	1:36.150	5	11	+4.264	156.6
10	43 RLR Msport	B. Gates / R. Garofall / W. Hughes	MG Lola EX265 - Judd	LM P2	D	1:37.724	3	8	+5.838	154.1
11	92 Neil Garner Motorsport	J. Hartshorne / T. Graves / A. Kapadia	Formula Le Mans - Oreca - 09	FLM	M	1:38.221	3	10	+6.335	153.3
12	99 JMB Racing	P. Kutemann / N. Marroc	Formula Le Mans - Oreca - 09	FLM	M	1:39.306	10	10	+7.420	151.6
13	95 Pegasus Racing	M. Schultis / P. Simon / J. Schell	Formula Le Mans - Oreca - 09	FLM	M	1:40.240	9	12	+8.354	150.2
14	66 JMW Motorsport	R. Bell / J. Walker	Ferrari F458 Italia	LM GTE Pro	D	1:40.711	3	11	+8.825	149.5
15	77 Team Felbermayr - Proton	M. Lieb / R. Lietz	Porsche 911 RSR (997)	LM GTE Pro	M	1:40.744	11	11	+8.858	149.4
16	89 Hankook Team Farnbacher	D. Farnbacher / A. Simonsen	Ferrari F458 Italia	LM GTE Pro	H	1:40.753	3	11	+8.867	149.4
17	76 IMSA Performance Matmut	P. Pilet / W. Henzler	Porsche 911 RSR (997)	LM GTE Pro	M	1:40.854	3	11	+8.968	149.3
18	44 Extreme Limite AM Paris	F. Rosier / M. Mello-Breyner / P. Mello-Breyner	Norma M200P - Judd	LM P2	D	1:41.027	8	8	+9.141	149.0
19	71 AF Corse	J. Melo / T. Vilander	Ferrari F458 Italia	LM GTE Pro	M	1:41.278	10	11	+9.392	148.7
20	90 JMB Racing	S. Ayari / M. Rodrigues / P. Bailly	Ferrari F458 Italia	LM GTE Pro	D	1:41.524	5	9	+9.638	148.3
21	79 Jota	S. Dolan / S. Hancock	Aston Martin Vantage	LM GTE Pro	D	1:41.617	3	11	+9.731	148.2
22	75 Prospeed Competition	M. Goossens / M. Holzer	Porsche 911 RSR (997)	LM GTE Pro	M	1:41.929	8	11	+10.043	147.7
23	88 Team Felbermayr - Proton	C. Ried / H. Felbermayr Jr.	Porsche 911 RSR (997)	LM GTE Am	M	1:43.614	9	10	+11.728	145.3
24	67 IMSA Performance Matmut	N. Armindo / R. Narac	Porsche 911 RSR (997)	LM GTE Am	M	1:44.373	2	8	+12.487	144.2
25	61 AF Corse	P. Perazzini / M. Cioci / S. Lemeret	Ferrari F430	LM GTE Am	M	1:45.112	4	10	+13.226	143.2
26	82 CRS Racing	K. Hummel / A. Christodoulou / P. Quaife	Ferrari F430	LM GTE Am	M	1:45.524	11	11	+13.638	142.7
27	51 AF Corse	G. Fisichella / G. Bruni	Ferrari F458 Italia	LM GTE Pro	M					

Fastest Lap	Lap 5	Andrea Belicchi	1:31.886	163.8 Kph
--------------------	-------	-----------------	-----------------	-----------

Published at:

Track Status: **DRY**

Race Director:	Timekeeper:
-----------------------	--------------------



LE MANS SERIES 6 HOURS OF ESTORIL

Warm Up

Provisional Classification by Class

Nr.	Team	Drivers	Car	Ty	Time	Lap	Total	Gap	Kph
LM P1									
1	13 Rebellion Racing	A. Belicchi / J. Boullion	Lola B10/60 Coupé - Toyota	M	1:31.886	5	11		163.8
2	12 Rebellion Racing	N. Jani / N. Prost	Lola B10/60 Coupé - Toyota	M	1:32.045	5	12	+0.159 +0.159	163.6
3	16 Pescarolo Team	E. Collard / C. Tinsseau / J. Jousse	Pescarolo - Judd	M	1:32.658	12	12	+0.772 +0.613	162.5
LM P2									
1	45 Boutsen Energy Racing	D. Kraihamer / T. Ebbesvik	Oreca 03 - Nissan	D	1:33.655	4	9		160.8
2	42 Strakka Racing	N. Leventis / D. Watts / J. Kane	HPD ARX - 01d	M	1:34.841	3	11	+1.186 +1.186	158.7
3	41 Greaves Motorsport	K. Ojeh / O. Lombard / T. Kimber-Smith	Zytek Z11SN - Nissan	D	1:34.945	3	11	+1.290 +0.104	158.6
4	40 Race Performance	M. Frey / R. Meichtry / J. Hirschi	Oreca 03 - Judd	D	1:35.586	3	12	+1.931 +0.641	157.5
5	46 TDS Racing	M. Beche / P. Thiriet / J. Firth	Oreca 03 - Nissan	M	1:35.944	4	12	+2.289 +0.358	156.9
6	39 Pecom Racing	L. Perez Companc / M. Russo / P. Kaffer	Lola B11/40 - Judd	M	1:36.150	5	11	+2.495 +0.206	156.6
7	43 RLR Msport	B. Gates / R. Garofall / W. Hughes	MG Lola EX265 - Judd	D	1:37.724	3	8	+4.069 +1.574	154.1
8	44 Extreme Limite AM Paris	F. Rosier / M. Mello-Breyner / P. Mello-Breyner	Norma M200P - Judd	D	1:41.027	8	8	+7.372 +3.303	149.0
LM GTE Pro									
1	66 JMW Motorsport	R. Bell / J. Walker	Ferrari F458 Italia	D	1:40.711	3	11		149.5
2	77 Team Felbermayr - Proton	M. Lieb / R. Lietz	Porsche 911 RSR (997)	M	1:40.744	11	11	+0.033 +0.033	149.4
3	89 Hankook Team Farnbacher	D. Farnbacher / A. Simonsen	Ferrari F458 Italia	H	1:40.753	3	11	+0.042 +0.009	149.4
4	76 IMSA Performance Matmut	P. Pilet / W. HENZLER	Porsche 911 RSR (997)	M	1:40.854	3	11	+0.143 +0.101	149.3
5	71 AF Corse	J. Melo / T. Vilander	Ferrari F458 Italia	M	1:41.278	10	11	+0.567 +0.424	148.7
6	90 JMB Racing	S. Ayari / M. Rodrigues / P. Balloy	Ferrari F458 Italia	D	1:41.524	5	9	+0.813 +0.246	148.3
7	79 Jota	S. Dolan / S. Hancock	Aston Martin Vantage	D	1:41.617	3	11	+0.906 +0.093	148.2
8	75 Prospeed Competition	M. Goossens / M. Holzer	Porsche 911 RSR (997)	M	1:41.929	8	11	+1.218 +0.312	147.7
9	51 AF Corse	G. Fisichella / G. Bruni	Ferrari F458 Italia	M					
LM GTE Am									
1	88 Team Felbermayr - Proton	C. Ried / H. Felbermayr Jr.	Porsche 911 RSR (997)	M	1:43.614	9	10		145.3
2	67 IMSA Performance Matmut	N. Armindo / R. Narac	Porsche 911 RSR (997)	M	1:44.373	2	8	+0.759 +0.759	144.2
3	61 AF Corse	P. Perazzini / M. Cioci / S. Lemeret	Ferrari F430	M	1:45.112	4	10	+1.498 +0.739	143.2
4	82 CRS Racing	K. Hummel / A. Christodoulou / P. Quaife	Ferrari F430	M	1:45.524	11	11	+1.910 +0.412	142.7
FLM									
1	92 Neil Garner Motorsport	J. Hartshorne / T. Graves / A. Kapadia	Formula Le Mans - Oreca - 09	M	1:38.221	3	10		153.3
2	99 JMB Racing	P. Kutemann / N. Marroc	Formula Le Mans - Oreca - 09	M	1:39.306	10	10	+1.085 +1.085	151.6
3	95 Pegasus Racing	M. Schultis / P. Simon / J. Schell	Formula Le Mans - Oreca - 09	M	1:40.240	9	12	+2.019 +0.934	150.2

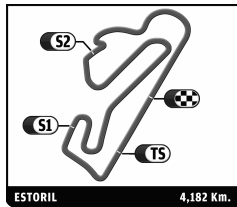
Published at:

Track Status:

DRY

Race Director:

Timekeeper:



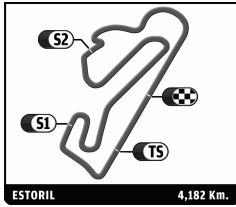
LE MANS SERIES

6 HOURS OF ESTORIL

Warm Up

Provisional Classification by Driver Fastest Lap

Nr	Team	Car	Class	Driver	Time	Lap	Total	Gap	Kph		
1	13	Rebellion Racing	Lola B10/60 Coupé - Toyota	LM P1	Andrea Belicchi	1:31.886	5	9		163.8	
2	12	Rebellion Racing	Lola B10/60 Coupé - Toyota	LM P1	Nicolas Prost	1:32.045	5	8	0.159	0.159	163.6
3	16	Pescarolo Team	Pescarolo - Judd	LM P1	Emmanuel Collard	1:32.658	6	6	0.772	0.613	162.5
4	16	Pescarolo Team	Pescarolo - Judd	LM P1	Christophe Tinseau	1:32.672	5	6	0.786	0.014	162.5
5	12	Rebellion Racing	Lola B10/60 Coupé - Toyota	LM P1	Neel Jani	1:32.964	3	4	1.078	0.292	161.9
6	13	Rebellion Racing	Lola B10/60 Coupé - Toyota	LM P1	Jean Christophe Boullion	1:33.612	2	2	1.726	0.648	160.8
7	45	Boutsen Energy Racing	Oreca 03 - Nissan	LM P2	Dominik Kraihamer	1:33.655	4	5	1.769	0.043	160.8
8	42	Strakka Racing	HPD ARX - 01d	LM P2	Michel Frey	1:34.841	3	11	2.955	1.186	158.7
9	41	Greaves Motorsport	Zytek Z11SN - Nissan	LM P2	Karim Ojeh	1:34.945	3	11	3.059	0.104	158.6
10	40	Race Performance	Oreca 03 - Judd	LM P2	Ralph Meichtry	1:35.586	3	6	3.700	0.641	157.5
11	40	Race Performance	Oreca 03 - Judd	LM P2	Michel Frey	1:35.719	5	6	3.833	0.133	157.3
12	45	Boutsen Energy Racing	Oreca 03 - Nissan	LM P2	Thor-Christian Ebbesvik	1:35.874	2	4	3.988	0.155	157.0
13	46	TDS Racing	Oreca 03 - Nissan	LM P2	Jody Firth	1:35.944	4	6	4.058	0.070	156.9
14	39	Pecom Racing	Lola B11/40 - Judd	LM P2	Matias Russo	1:36.150	5	7	4.264	0.206	156.6
15	46	TDS Racing	Oreca 03 - Nissan	LM P2	Pierre Thiriet	1:36.308	6	6	4.422	0.158	156.3
16	43	RLR Msport	MG Lola EX265 - Judd	LM P2	Barry Gates	1:37.724	3	4	5.838	1.416	154.1
17	92	Neil Garner Motorsport	Formula Le Mans - Oreca - 09	FLM	Tor Graves	1:38.221	3	7	6.335	0.497	153.3
18	99	JMB Racing	Formula Le Mans - Oreca - 09	FLM	Nicolas Marroc	1:39.306	4	4	7.420	1.085	151.6
19	95	Pegasus Racing	Formula Le Mans - Oreca - 09	FLM	Mirco Schultis	1:40.240	9	12	8.354	0.934	150.2
20	39	Pecom Racing	Lola B11/40 - Judd	LM P2	Luis Perez Companc	1:40.351	3	4	8.465	0.111	150.0
21	66	JMW Motorsport	Ferrari F458 Italia	LM GTE Pro	Rob Bell	1:40.711	3	5	8.825	0.360	149.5
22	77	Team Felbermayr - Proton	Porsche 911 RSR (997)	LM GTE Pro	Richard Lietz	1:40.744	4	4	8.858	0.033	149.4
23	89	Hankook Team Farnbacher	Ferrari F458 Italia	LM GTE Pro	Allan Simonsen	1:40.753	3	11	8.867	0.009	149.4
24	76	IMSA Performance Matmut	Porsche 911 RSR (997)	LM GTE Pro	Patrick Pilet	1:40.854	3	11	8.968	0.101	149.3
25	44	Extreme Limite AM Paris	Norma M200P - Judd	LM P2	Manuel Mello-Breyner	1:41.027	3	3	9.141	0.173	149.0
26	77	Team Felbermayr - Proton	Porsche 911 RSR (997)	LM GTE Pro	Marc Lieb	1:41.231	6	7	9.345	0.204	148.7
27	71	AF Corse	Ferrari F458 Italia	LM GTE Pro	Jaime Melo	1:41.278	10	11	9.392	0.047	148.7
28	90	JMB Racing	Ferrari F458 Italia	LM GTE Pro	Soheil Ayari	1:41.524	5	9	9.638	0.246	148.3
29	79	Jota	Aston Martin Vantage	LM GTE Pro	Sam Hancock	1:41.617	3	5	9.731	0.093	148.2
30	75	Prospeed Competition	Porsche 911 RSR (997)	LM GTE Pro	Marc Goossens	1:41.929	8	11	10.043	0.312	147.7
31	66	JMW Motorsport	Ferrari F458 Italia	LM GTE Pro	James Walker	1:42.866	5	6	10.980	0.937	146.4
32	79	Jota	Aston Martin Vantage	LM GTE Pro	Simon Dolan	1:43.115	5	6	11.229	0.249	146.0
33	43	RLR Msport	MG Lola EX265 - Judd	LM P2	Rob Garofall	1:43.140	4	4	11.254	0.025	146.0
34	88	Team Felbermayr - Proton	Porsche 911 RSR (997)	LM GTE Am	Horst Felbermayr Jr.	1:43.614	3	4	11.728	0.474	145.3
35	67	IMSA Performance Matmut	Porsche 911 RSR (997)	LM GTE Am	Raymond Narac	1:44.373	2	7	12.487	0.759	144.2
36	99	JMB Racing	Formula Le Mans - Oreca - 09	FLM	Peter Kutemann	1:44.389	4	6	12.503	0.016	144.2
37	61	AF Corse	Ferrari F430	LM GTE Am	Stéphane Lemeret	1:45.112	4	5	13.226	0.723	143.2
38	88	Team Felbermayr - Proton	Porsche 911 RSR (997)	LM GTE Am	Christian Ried	1:45.312	4	6	13.426	0.200	143.0
39	82	CRS Racing	Ferrari F430	LM GTE Am	Klaus Hummel	1:45.524	11	11	13.638	0.212	142.7
40	92	Neil Garner Motorsport	Formula Le Mans - Oreca - 09	FLM	Joah Hartshorne	1:46.252	2	3	14.366	0.728	141.7
41	61	AF Corse	Ferrari F430	LM GTE Am	Piergiuseppe Perazzini	1:46.660	5	5	14.774	0.408	141.2
42	44	Extreme Limite AM Paris	Norma M200P - Judd	LM P2	Pedro Mello-Breyner	1:58.450	2	5	26.564	11.790	127.1
43	46	TDS Racing	Oreca 03 - Nissan	LM P2	Mathias Beche						
44	43	RLR Msport	MG Lola EX265 - Judd	LM P2	Warren Hughes						
45	42	Strakka Racing	HPD ARX - 01d	LM P2	Danny Watts						
46	61	AF Corse	Ferrari F430	LM GTE Am	Marco Cioci						
47	51	AF Corse	Ferrari F458 Italia	LM GTE Pro	Gianmaria Bruni						
48	51	AF Corse	Ferrari F458 Italia	LM GTE Pro	Giancarlo Fisichella						
49	40	Race Performance	Oreca 03 - Judd	LM P2	Jonathan Hirschi						
50	39	Pecom Racing	Lola B11/40 - Judd	LM P2	Pierre Kaffer						
51	16	Pescarolo Team	Pescarolo - Judd	LM P1	Julien Jousse						
52	42	Strakka Racing	HPD ARX - 01d	LM P2	Nick Leventis						
53	41	Greaves Motorsport	Zytek Z11SN - Nissan	LM P2	Tom Kimber-Smith						
54	41	Greaves Motorsport	Zytek Z11SN - Nissan	LM P2	Olivier Lombard						
55	67	IMSA Performance Matmut	Porsche 911 RSR (997)	LM GTE Am	Nicolas Armindo		1				
56	95	Pegasus Racing	Formula Le Mans - Oreca - 09	FLM	Julien Schell						
57	95	Pegasus Racing	Formula Le Mans - Oreca - 09	FLM	Patrick Simon						
58	92	Neil Garner Motorsport	Formula Le Mans - Oreca - 09	FLM	Alex Kapadia						
59	44	Extreme Limite AM Paris	Norma M200P - Judd	LM P2	Fabien Rosier						
60	90	JMB Racing	Ferrari F458 Italia	LM GTE Pro	Pascal Ballay						
61	90	JMB Racing	Ferrari F458 Italia	LM GTE Pro	Manuel Rodrigues						
62	76	IMSA Performance Matmut	Porsche 911 RSR (997)	LM GTE Pro	Wolf Henzler						
63	75	Prospeed Competition	Porsche 911 RSR (997)	LM GTE Pro	Marco Holzer						
64	71	AF Corse	Ferrari F458 Italia	LM GTE Pro	Toni Vilander						
65	89	Hankook Team Farnbacher	Ferrari F458 Italia	LM GTE Pro	Dominik Farnbacher						
66	82	CRS Racing	Ferrari F430	LM GTE Am	Adam Christodoulou						
67	82	CRS Racing	Ferrari F430	LM GTE Am	Phil Quaife						



LE MANS SERIES
6 HOURS OF ESTORIL

Warm Up

Provisional Classification by Driver Fastest Lap

Nr	Team	Car	Class	Driver	Time	Lap	Total	Gap	Kph
----	------	-----	-------	--------	------	-----	-------	-----	-----

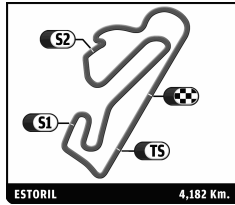
Published at:

Track Status:

DRY

Race Director:

Timekeeper:



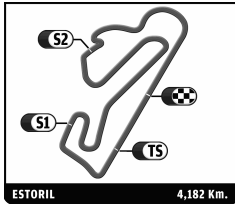
LE MANS SERIES

6 HOURS OF ESTORIL

After Warm Up

Provisional Classification by Driver And Class Fastest Lap

Nr	Team	Car	Class	Driver	Time	Laps	Gap	Kph	Session	
LM P1										
1	12	Rebellion Racing	Lola B10/60 Coupé - Toyota	LM P1	Neel Jani	1:30.034	51		167.2	Free Practice 3
2	16	Pescarolo Team	Pescarolo - Judd	LM P1	Julien Jousse	1:30.317	62	0.283	166.7	Qualifying Practice
3	13	Rebellion Racing	Lola B10/60 Coupé - Toyota	LM P1	Jean Christophe Boullion	1:30.592	50	0.558	166.2	Qualifying Practice
4	12	Rebellion Racing	Lola B10/60 Coupé - Toyota	LM P1	Nicolas Prost	1:31.244	51	1.210	165.0	Free Practice 3
5	13	Rebellion Racing	Lola B10/60 Coupé - Toyota	LM P1	Andrea Belicchi	1:31.886	38	1.852	163.8	Warm Up
6	16	Pescarolo Team	Pescarolo - Judd	LM P1	Emmanuel Collard	1:31.938	27	1.904	163.8	Free Practice 1
7	16	Pescarolo Team	Pescarolo - Judd	LM P1	Christophe Tinseau	1:32.672	14	2.638	162.5	Warm Up
LM P2										
1	46	TDS Racing	Oreca 03 - Nissan	LM P2	Mathias Beche	1:31.693	38		164.2	Free Practice 3
2	41	Greaves Motorsport	Zytek Z11SN - Nissan	LM P2	Tom Kimber-Smith	1:31.800	41	0.107	164.0	Qualifying Practice
3	42	Strakka Racing	HPD ARX - 01d	LM P2	Danny Watts	1:32.072	27	0.379	163.5	Qualifying Practice
4	45	Boutsen Energy Racing	Oreca 03 - Nissan	LM P2	Thor-Christian Ebbesvik	1:32.480	41	0.787	162.8	Free Practice 3
5	40	Race Performance	Oreca 03 - Judd	LM P2	Jonathan Hirschi	1:33.028	51	1.335	161.8	Free Practice 2
6	41	Greaves Motorsport	Zytek Z11SN - Nissan	LM P2	Olivier Lombard	1:33.052	31	1.359	161.8	Free Practice 3
7	45	Boutsen Energy Racing	Oreca 03 - Nissan	LM P2	Dominik Kraihamer	1:33.304	45	1.611	161.4	Free Practice 3
8	42	Strakka Racing	HPD ARX - 01d	LM P2	Jonny Kane	1:33.390	44	1.697	161.2	Free Practice 3
9	39	Pecom Racing	Lola B11/40 - Judd	LM P2	Pierre Kaffer	1:33.525	35	1.832	161.0	Qualifying Practice
10	40	Race Performance	Oreca 03 - Judd	LM P2	Ralph Meichtry	1:33.967	31	2.274	160.2	Free Practice 3
11	43	RLR Msport	MG Lola EX265 - Judd	LM P2	Warren Hughes	1:34.066	29	2.373	160.0	Qualifying Practice
12	44	Extreme Limite AM Paris	Norma M200P - Judd	LM P2	Fabien Rosier	1:34.168	36	2.475	159.9	Qualifying Practice
13	41	Greaves Motorsport	Zytek Z11SN - Nissan	LM P2	Karim Ojeh	1:34.945	24	3.252	158.6	Warm Up
14	46	TDS Racing	Oreca 03 - Nissan	LM P2	Jody Firth	1:35.294	39	3.601	158.0	Free Practice 3
15	43	RLR Msport	MG Lola EX265 - Judd	LM P2	Rob Garofall	1:35.401	32	3.708	157.8	Free Practice 3
16	39	Pecom Racing	Lola B11/40 - Judd	LM P2	Matias Russo	1:35.562	21	3.869	157.5	Free Practice 2
17	44	Extreme Limite AM Paris	Norma M200P - Judd	LM P2	Padro Mello-Breyner	1:35.590	26	3.897	157.5	Free Practice 2
18	46	TDS Racing	Oreca 03 - Nissan	LM P2	Pierre Thiriet	1:35.684	31	3.991	157.3	Free Practice 2
19	40	Race Performance	Oreca 03 - Judd	LM P2	Michel Frey	1:35.719	30	4.026	157.3	Warm Up
20	42	Strakka Racing	HPD ARX - 01d	LM P2	Nick Leventis	1:36.066	27	4.373	156.7	Free Practice 3
21	43	RLR Msport	MG Lola EX265 - Judd	LM P2	Barry Gates	1:36.640	39	4.947	155.8	Free Practice 3
22	39	Pecom Racing	Lola B11/40 - Judd	LM P2	Luis Perez Companc	1:38.909	51	7.216	152.2	Free Practice 3
23	44	Extreme Limite AM Paris	Norma M200P - Judd	LM P2	Manuel Mello-Breyner	1:39.855	30	8.162	150.8	Free Practice 1
LM GTE Pro										
1	66	JMW Motorsport	Ferrari F458 Italia	LM GTE Pro	Rob Bell	1:39.176	51		151.8	Qualifying Practice
2	51	AF Corse	Ferrari F458 Italia	LM GTE Pro	Gianmaria Bruni	1:39.233	17	0.057	151.7	Qualifying Practice
3	77	Team Felbermayr - Proton	Porsche 911 RSR (997)	LM GTE Pro	Richard Lietz	1:39.374	54	0.198	151.5	Qualifying Practice
4	75	Prospeed Competition	Porsche 911 RSR (997)	LM GTE Pro	Marco Holzer	1:39.526	31	0.350	151.3	Qualifying Practice
5	89	Hankook Team Farnbacher	Ferrari F458 Italia	LM GTE Pro	Dominik Farnbacher	1:39.749	49	0.573	150.9	Qualifying Practice
6	76	IMSA Performance Matmut	Porsche 911 RSR (997)	LM GTE Pro	Patrick Pilet	1:39.937	61	0.761	150.6	Free Practice 3
7	71	AF Corse	Ferrari F458 Italia	LM GTE Pro	Toni Vilander	1:40.382	34	1.206	150.0	Free Practice 3
8	71	AF Corse	Ferrari F458 Italia	LM GTE Pro	Jaime Melo	1:40.390	63	1.214	150.0	Qualifying Practice
9	79	Jota	Aston Martin Vantage	LM GTE Pro	Sam Hancock	1:40.417	52	1.241	149.9	Qualifying Practice
10	90	JMB Racing	Ferrari F458 Italia	LM GTE Pro	Soheil Ayari	1:40.642	55	1.466	149.6	Free Practice 3
11	77	Team Felbermayr - Proton	Porsche 911 RSR (997)	LM GTE Pro	Marc Lieb	1:40.700	46	1.524	149.5	Free Practice 2
12	89	Hankook Team Farnbacher	Ferrari F458 Italia	LM GTE Pro	Allan Simonsen	1:40.753	37	1.577	149.4	Warm Up
13	66	JMW Motorsport	Ferrari F458 Italia	LM GTE Pro	James Walker	1:41.102	51	1.926	148.9	Free Practice 3
14	76	IMSA Performance Matmut	Porsche 911 RSR (997)	LM GTE Pro	Wolf Henzler	1:41.260	38	2.084	148.7	Free Practice 2
15	75	Prospeed Competition	Porsche 911 RSR (997)	LM GTE Pro	Marc Goossens	1:41.514	43	2.338	148.3	Free Practice 3
16	51	AF Corse	Ferrari F458 Italia	LM GTE Pro	Giancarlo Fisichella	1:41.709	13	2.533	148.0	Free Practice 2
17	79	Jota	Aston Martin Vantage	LM GTE Pro	Simon Dolan	1:43.115	43	3.939	146.0	Warm Up
18	90	JMB Racing	Ferrari F458 Italia	LM GTE Pro	Manuel Rodrigues	1:43.638	23	4.462	145.3	Free Practice 3
19	90	JMB Racing	Ferrari F458 Italia	LM GTE Pro	Pascal Ballay	1:46.079	25	6.903	141.9	Free Practice 3
LM GTE Am										
1	67	IMSA Performance Matmut	Porsche 911 RSR (997)	LM GTE Am	Nicolas Armindo	1:39.493	48		151.3	Free Practice 3
2	61	AF Corse	Ferrari F430	LM GTE Am	Marco Cioci	1:40.558	43	1.065	149.7	Qualifying Practice
3	82	CRS Racing	Ferrari F430	LM GTE Am	Phil Quaife	1:40.777	31	1.284	149.4	Qualifying Practice
4	67	IMSA Performance Matmut	Porsche 911 RSR (997)	LM GTE Am	Raymond Narac	1:42.104	55	2.611	147.4	Free Practice 3
5	88	Team Felbermayr - Proton	Porsche 911 RSR (997)	LM GTE Am	Christian Ried	1:42.107	50	2.614	147.4	Qualifying Practice
6	61	AF Corse	Ferrari F430	LM GTE Am	Stéphane Lemeret	1:42.655	25	3.162	146.7	Free Practice 2
7	88	Team Felbermayr - Proton	Porsche 911 RSR (997)	LM GTE Am	Horst Felbermayr Jr.	1:42.766	39	3.273	146.5	Free Practice 3



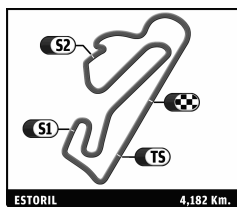
LE MANS SERIES
6 HOURS OF ESTORIL
 After Warm Up

Provisional Classification by Driver And Class Fastest Lap

Nr	Team	Car	Class	Driver	Time	Laps	Gap	Kph	Session
8	82 CRS Racing	Ferrari F430	LM GTE Am	Adam Christodoulou	1:42.963	19	3.470	146.2	Free Practice 3
9	61 AF Corse	Ferrari F430	LM GTE Am	Piergiuseppe Perazzini	1:43.969	27	4.476	144.8	Free Practice 3
10	82 CRS Racing	Ferrari F430	LM GTE Am	Klaas Hummel	1:45.524	53	6.031	142.7	Warm Up
FLM									
1	92 Neil Garner Motorsport	Formula Le Mans - Oreca - 09	FLM	Alex Kapadia	1:36.044	30		156.8	Qualifying Practice
2	99 JMB Racing	Formula Le Mans - Oreca - 09	FLM	Nicolas Marroc	1:36.480	55	0.436	156.0	Qualifying Practice
3	95 Pegasus Racing	Formula Le Mans - Oreca - 09	FLM	Patrick Simon	1:37.474	32	1.430	154.5	Qualifying Practice
4	95 Pegasus Racing	Formula Le Mans - Oreca - 09	FLM	Julien Schell	1:37.896	26	1.852	153.8	Free Practice 3
5	92 Neil Garner Motorsport	Formula Le Mans - Oreca - 09	FLM	Tor Graves	1:38.221	38	2.177	153.3	Warm Up
6	95 Pegasus Racing	Formula Le Mans - Oreca - 09	FLM	Mirco Schultis	1:40.240	47	4.196	150.2	Warm Up
7	99 JMB Racing	Formula Le Mans - Oreca - 09	FLM	Peter Kutemann	1:42.573	51	6.529	146.8	Free Practice 3
8	92 Neil Garner Motorsport	Formula Le Mans - Oreca - 09	FLM	John Hartshorne	1:46.252	17	10.208	141.7	Warm Up

Published at:

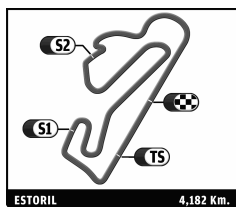
Race Director:	Timekeeper:
-----------------------	--------------------



LE MANS SERIES
6 HOURS OF ESTORIL
 Warm Up

Best Sector Times

SECTOR 1			SECTOR 2			SECTOR 3			Pos	Team	Ideal Lap	Best Lap
Pos	Driver	Time	Driver	Time	Driver	Time						
1	13 A.Belicchi	18.585	12 N.Prost	44.675	13 A.Belicchi	28.525	1	13 Rebellion Racing	1'31.886	1:31.886	(1)	
2	12 N.Prost	18.674	13 A.Belicchi	44.776	16 E.Collard	28.623	2	12 Rebellion Racing	1'32.020	1:32.045	(2)	
3	16 E.Collard	18.847	16 C.Tinseau	45.010	12 N.Prost	28.671	3	16 Pescarolo Team	1'32.480	1:32.658	(3)	
4	45 D.Kraihamer	19.059	42 J.Kane	45.661	45 D.Kraihamer	28.920	4	45 Boutsen Energy Racing	1'33.655	1:33.655	(4)	
5	40 M.Frey	19.117	45 D.Kraihamer	45.676	41 K.Ojje	29.041	5	42 Strakka Racing	1'34.453	1:34.841	(5)	
6	42 J.Kane	19.239	41 K.Ojje	45.839	40 R.Meichtry	29.402	6	41 Greaves Motorsport	1'34.467	1:34.945	(6)	
7	46 J.Firth	19.258	46 J.Firth	46.601	46 J.Firth	29.440	7	40 Race Performance	1'35.120	1:35.586	(7)	
8	39 M.Russo	19.455	40 M.Frey	46.601	42 J.Kane	29.553	8	46 TDS Racing	1'35.299	1:35.944	(8)	
9	41 K.Ojje	19.587	39 M.Russo	46.642	39 M.Russo	29.770	9	39 Pecom Racing	1'35.867	1:36.150	(9)	
10	92 T.Graves	19.819	43 B.Gates	46.684	43 B.Gates	29.927	10	43 RLR Msport	1'36.585	1:37.724	(10)	
11	43 R.Garofall	19.974	92 T.Graves	47.746	99 N.Marroc	30.566	11	92 Neil Garner Motorsport	1'38.221	1:38.221	(11)	
12	99 N.Marroc	20.158	99 N.Marroc	47.981	92 T.Graves	30.656	12	99 JMB Racing	1'38.705	1:39.306	(12)	
13	95 M.Schultis	20.169	95 M.Schultis	48.637	95 M.Schultis	30.840	13	95 Pegasus Racing	1'39.646	1:40.240	(13)	
14	89 A.Simonsen	20.398	77 R.Lietz	48.678	66 R.Bell	31.152	14	77 Team Felbermayr - Proton	1'40.508	1:40.744	(15)	
15	77 R.Lietz	20.539	89 A.Simonsen	48.912	76 P.Pilet	31.229	15	66 JMW Motorsport	1'40.711	1:40.711	(14)	
16	71 J.Melo	20.571	76 P.Pilet	48.921	77 M.Lieb	31.291	16	89 Hankook Team Farnbacher	1'40.753	1:40.753	(16)	
17	66 R.Bell	20.581	44 M.Mello-Breyner	48.957	44 M.Mello-Breyner	31.356	17	76 IMSA Performance Matmut	1'40.794	1:40.854	(17)	
18	76 P.Pilet	20.644	66 R.Bell	48.978	89 A.Simonsen	31.443	18	44 Extreme Limite AM Paris	1'41.027	1:41.027	(18)	
19	75 M.Goossens	20.673	71 J.Melo	49.003	79 S.Hancock	31.477	19	71 AF Corse	1'41.211	1:41.278	(19)	
20	90 S.Ayari	20.693	90 S.Ayari	49.308	90 S.Ayari	31.523	20	90 JMB Racing	1'41.524	1:41.524	(20)	
21	44 M.Mello-Breyner	20.714	79 S.Hancock	49.369	71 J.Melo	31.637	21	79 Jota	1'41.617	1:41.617	(21)	
22	79 S.Hancock	20.771	75 M.Goossens	49.379	75 M.Goossens	31.750	22	75 Prospeed Competition	1'41.802	1:41.929	(22)	
23	67 R.Narac	20.993	88 H.Felbermayr Jr.	50.221	88 H.Felbermayr Jr.	32.179	23	88 Team Felbermayr - Proton	1'43.536	1:43.614	(23)	
24	88 H.Felbermayr Jr.	21.136	67 R.Narac	50.432	67 R.Narac	32.255	24	67 IMSA Performance Matmut	1'43.680	1:44.373	(24)	
25	61 S.Lemeret	21.216	61 S.Lemeret	50.587	61 S.Lemeret	32.443	25	61 AF Corse	1'44.246	1:45.112	(25)	
26	82 K.Hummel	21.487	82 K.Hummel	51.261	82 K.Hummel	32.759	26	82 CRS Racing	1'45.507	1:45.524	(26)	

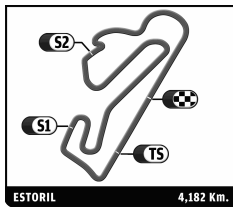


LE MANS SERIES 6 HOURS OF ESTORIL

Warm Up

Best Top Speeds

Team	Car	Class	Top Speed Driver	Top 1		Top 2		Top 3		Top 4		Top 5		Avg
				Kph	Lap	Kph	Lap	Kph	Lap	Kph	Lap	Kph	Lap	
12 Rebellion Racing	Lola B10/60 Coupé - Toyota	LM P1	N. Jani	280.3	11	278.9	3	278.2	5	278.2	6	277.5	10	278,6
13 Rebellion Racing	Lola B10/60 Coupé - Toyota	LM P1	A. Belicchi	278.2	4	277.5	6	277.5	9	276.8	5	274.7	3	276,9
16 Pescarolo Team	Pescarolo - Judd	LM P1	E. Collard	276.8	12	276.1	9	276.1	10	276.1	5	276.1	3	276,2
42 Strakka Racing	HPD ARX - 01d	LM P2	J. Kane	269.3	2	266.1	3	263.5	8	262.3	4	262.3	10	264,7
40 Race Performance	Oreca 03 - Judd	LM P2	R. Meichtry	268.7	6	268.0	4	267.4	5	266.7	9	266.1	12	267,4
41 Greaves Motorsport	Zytek Z11SN - Nissan	LM P2	K. Ojeh	266.7	4	265.4	3	264.8	11	264.8	6	264.2	5	265,2
45 Boutsen Energy Racing	Oreca 03 - Nissan	LM P2	D. Kraihamer	266.1	4	266.1	5	266.1	7	264.2	8	262.9	3	265,1
46 TDS Racing	Oreca 03 - Nissan	LM P2	J. Firth	265.4	6	265.4	5	264.8	4	264.2	11	263.5	12	264,7
92 Neil Garner Motorsport	Formula Le Mans - Oreca - 09	FLM	T. Graves	264.8	4	263.5	6	263.5	5	262.9	7	262.3	3	263,4
95 Pegasus Racing	Formula Le Mans - Oreca - 09	FLM	M. Schultis	262.9	10	261.7	4	261.7	8	261.0	7	261.0	6	261,7
44 Extreme Limite AM Paris	Norma M200P - Judd	LM P2	M. Mello-Breyner	260.4	8	234.9	5	207.8	7	172.9	2			219,0
77 Team Felbermayr - Proton	Porsche 911 RSR (997)	LM GTE Pro	R. Lietz	259.2	11	258.6	10	258.6	7	258.0	9	258.0	6	258,5
67 IMSA Performance Matmut	Porsche 911 RSR (997)	LM GTE Am	R. Narac	258.6	3	258.0	7	257.4	5	253.8	2			257,0
99 JMB Racing	Formula Le Mans - Oreca - 09	FLM	N. Maroc	258.6	9	257.4	8	256.2	10	256.2	4	255.0	3	256,7
39 Pecom Racing	Lola B11/40 - Judd	LM P2	L. Perez Companc	257.4	11	257.4	4	257.4	5	256.8	9	256.8	6	257,2
75 Prospeed Competition	Porsche 911 RSR (997)	LM GTE Pro	M. Goossens	257.4	9	256.8	8	256.2	11	255.6	7	255.0	10	256,2
43 RLR Msport	MG Lola EX265 - Judd	LM P2	B. Gates	256.2	3	254.4	4	252.7	2	252.7	6	252.1	8	253,6
79 Jota	Aston Martin Vantage	LM GTE Pro	S. Hancock	256.2	3	253.8	5	253.8	8	253.2	9	251.5	10	253,7
76 IMSA Performance Matmut	Porsche 911 RSR (997)	LM GTE Pro	P. Pilet	255.6	2	255.6	3	255.6	4	255.0	11	255.0	10	255,4
90 JMB Racing	Ferrari F458 Italia	LM GTE Pro	S. Ayari	255.6	3	255.6	4	255.0	5	255.0	6	252.1	8	254,7
89 Hankook Team Farnbacher	Ferrari F458 Italia	LM GTE Pro	A. Simonsen	255.0	3	255.0	4	254.4	2	253.2	6	253.2	5	254,2
61 AF Corse	Ferrari F430	LM GTE Am	S. Lemeret	253.8	4	253.2	5	252.1	3	250.4	2	250.4	9	252,0
66 JMW Motorsport	Ferrari F458 Italia	LM GTE Pro	R. Bell	253.2	5	252.7	10	251.5	4	250.9	7	250.4	8	251,7
88 Team Felbermayr - Proton	Porsche 911 RSR (997)	LM GTE Am	C. Ried	253.2	4	252.1	5	249.2	10	248.7	6	247.0	9	250,0
71 AF Corse	Ferrari F458 Italia	LM GTE Pro	J. Melo	253.2	4	253.2	5	253.2	10	252.7	6	252.1	2	252,9
82 CRS Racing	Ferrari F430	LM GTE Am	K. Hummel	252.1	10	251.5	9	250.9	4	250.4	6	250.4	3	251,1
51 AF Corse	Ferrari F458 Italia	LM GTE Pro												



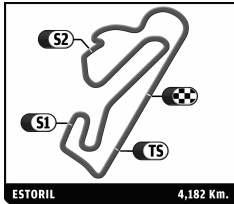
LE MANS SERIES

6 HOURS OF ESTORIL

After Warm Up

Event maximum speed

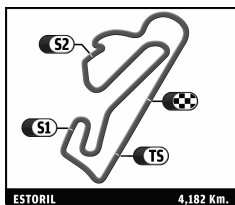
Team	Car	Class	Driver	Top Speed	Lap	Session
12 Rebellion Racing	Lola B10/60 Coupé - Toyota	LM P1	Nicolas Prost	283.9	6	Free Practice 1
16 Pescarolo Team	Pescarolo - Judd	LM P1	Emmanuel Collard	281.0	9	Free Practice 1
13 Rebellion Racing	Lola B10/60 Coupé - Toyota	LM P1	Andrea Belicchi	278.2	4	Warm Up
40 Race Performance	Oreca 03 - Judd	LM P2	Jonathan Hirschi	274.0	19	Free Practice 1
44 Extreme Limite AM Paris	Norma M200P - Judd	LM P2	Fabien Rosier	270.7	4	Free Practice 1
42 Strakka Racing	HPD ARX - 01d	LM P2	Danny Watts	269.3	14	Free Practice 2
41 Greaves Motorsport	Zytek Z11SN - Nissan	LM P2	Olivier Lombard	268.7	11	Free Practice 1
45 Boutsen Energy Racing	Oreca 03 - Nissan	LM P2	Dominik Kraihamer	267.4	5	Free Practice 1
46 TDS Racing	Oreca 03 - Nissan	LM P2	Jody Firth	267.4	6	Free Practice 1
92 Neil Garner Motorsport	Formula Le Mans - Oreca - 09	FLM	Alex Kapadia	266.1	7	Free Practice 1
39 Pecom Racing	Lola B11/40 - Judd	LM P2	Pierre Kaffer	264.8	4	Free Practice 1
95 Pegasus Racing	Formula Le Mans - Oreca - 09	FLM	Patrick Simon	262.9	5	Free Practice 1
99 JMB Racing	Formula Le Mans - Oreca - 09	FLM	Nicolas Marroc	262.3	7	Free Practice 1
67 IMSA Performance Matmut	Porsche 911 RSR (997)	LM GTE Am	Nicolas Armindo	261.0	13	Free Practice 1
77 Team Felbermayr - Proton	Porsche 911 RSR (997)	LM GTE Pro	Richard Lietz	261.0	4	Free Practice 1
76 IMSA Performance Matmut	Porsche 911 RSR (997)	LM GTE Pro	Patrick Pilet	260.4	13	Free Practice 2
43 RLR Msport	MG Lola EX265 - Judd	LM P2	Warren Hughes	259.2	4	Free Practice 1
88 Team Felbermayr - Proton	Porsche 911 RSR (997)	LM GTE Am	Christian Ried	259.2	11	Free Practice 1
75 Prospeed Competition	Porsche 911 RSR (997)	LM GTE Pro	Marco Holzer	258.0	22	Free Practice 2
90 JMB Racing	Ferrari F458 Italia	LM GTE Pro	Soheil Ayari	258.0	5	Free Practice 1
89 Hankook Team Farnbacher	Ferrari F458 Italia	LM GTE Pro	Dominik Farnbacher	257.4	12	Free Practice 1
66 JMW Motorsport	Ferrari F458 Italia	LM GTE Pro	Rob Bell	256.8	8	Free Practice 1
71 AF Corse	Ferrari F458 Italia	LM GTE Pro	Jaime Melo	256.8	6	Free Practice 1
79 Jota	Aston Martin Vantage	LM GTE Pro	Sam Hancock	256.2	3	Warm Up
82 CRS Racing	Ferrari F430	LM GTE Am	Adam Christodoulou	256.2	7	Free Practice 1
51 AF Corse	Ferrari F458 Italia	LM GTE Pro	Giancarlo Fisichella	255.6	12	Free Practice 2
61 AF Corse	Ferrari F430	LM GTE Am	Marco Cioci	255.6	7	Free Practice 1



LE MANS SERIES
6 HOURS OF ESTORIL
Warm Up

Fastest Lap Sequence

Practice Time	Team	Car	Class	Driver	Time	Kph	Lap
3:33.544	39 Pecom Racing	Lola B11/40 - Judd	LM P2	Matias Russo	1:37.344	154.7	2
3:33.962	45 Boutsen Energy Racing	Oreca 03 - Nissan	LM P2	Dominik Kraihamer	1:37.304	154.7	2
3:36.636	16 Pescarolo Team	Pescarolo - Judd	LM P1	Christophe Tinseau	1:34.980	158.5	2
5:08.642	45 Boutsen Energy Racing	Oreca 03 - Nissan	LM P2	Dominik Kraihamer	1:34.680	159.0	3
5:10.619	16 Pescarolo Team	Pescarolo - Judd	LM P1	Christophe Tinseau	1:33.983	160.2	3
5:32.911	13 Rebellion Racing	Lola B10/60 Coupé - Toyota	LM P1	Andrea Belicchi	1:32.922	162.0	3
7:05.255	13 Rebellion Racing	Lola B10/60 Coupé - Toyota	LM P1	Andrea Belicchi	1:32.344	163.0	4
8:36.529	12 Rebellion Racing	Lola B10/60 Coupé - Toyota	LM P1	Nicolas Prost	1:32.045	163.6	5
8:37.141	13 Rebellion Racing	Lola B10/60 Coupé - Toyota	LM P1	Andrea Belicchi	1:31.886	163.8	5

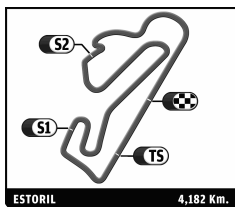


LE MANS SERIES 6 HOURS OF ESTORIL

Warm Up

Sector Analysis

								■ Personal Best ■ Session Best ■ Crossing the finish line in pit lane							
Lap	D	Time	Sector 1	Sector 2	Sector 3	T. Spd	Elapsed	Lap	D	Time	Sector 1	Sector 2	Sector 3	T. Spd	Elapsed
12 Rebellion Racing 1. Neel Jani 2. Nicolas Prost Lola B10/60 Coupé - Toyota LM P1								10 1 1:40.351 20.233 49.104 31.014 254.4 18:26.100							
								11 1 1:41.451 20.288 48.667 32.496 257.4 20:07.551							
1	2	2:21.070	58.798	50.930	31.342		2:21.070	1	2	2:01.440	40.633	50.446	30.361		2:01.440
2	2	1:35.213	19.656	46.329	29.228	272.0	3:56.283	2	2	1:36.788	20.633	46.646	29.509	263.5	3:38.228
3	2	1:34.815	18.964	45.447	30.404	278.9	5:31.098	3	2	1:35.586	19.565	46.609	29.412	266.1	5:13.814
4	2	1:33.386	19.036	45.597	28.753	275.4	7:04.484	4	2	1:35.899	19.494	46.744	29.661	268.0	6:49.713
5	2	1:32.045	18.682	44.692	28.671	278.2	8:36.529	5	2	1:35.847	19.727	46.718	29.402	267.4	8:25.560
6	2	1:33.281	18.798	45.432	29.051	278.2	10:09.810	6	2	1:43.648 B	19.655	47.213	36.780	268.7	10:09.208
7	2	1:33.051	18.674	44.675	29.702	274.7	11:42.861	7	1	3:15.864	1:58.207	47.496	30.161		13:25.072
8	2	1:40.267 B	18.909	44.965	36.393	274.0	13:23.128	8	1	1:36.400	19.483	46.893	30.024	264.8	15:01.472
9	1	2:51.001	1:33.480	46.990	30.531		16:14.129	9	1	1:36.585	19.520	46.998	30.067	266.7	16:38.057
10	1	1:32.971	18.982	45.086	28.903	277.5	17:47.100	10	1	1:36.781	19.443	47.236	30.102	264.2	18:14.838
11	1	1:32.964	18.807	44.994	29.163	280.3	19:20.064	11	1	1:35.719	19.405	46.601	29.713	265.4	19:50.557
12	1	1:34.295	19.048	45.325	29.922	276.8	20:54.359	12	1	1:36.947	19.117	46.738	31.092	266.1	21:27.504
13 Rebellion Racing 1. Andrea Belicchi 2. Jean Christophe Boullion Lola B10/60 Coupé - Toyota LM P1								11 1 1:36.947 19.117 46.738 31.092 266.1 21:27.504							
1	1	2:22.842	1:03.152	49.301	30.389		2:22.842	1	1	3:16.030	1:53.115	51.788	31.127		3:16.030
2	1	1:37.147	19.964	47.066	30.117	271.3	3:59.989	2	1	1:36.374	20.485	46.848	29.041	233.4	4:52.404
3	1	1:32.922	18.832	45.032	29.058	274.7	5:32.911	3	1	1:34.945	19.612	45.839	29.494	265.4	6:27.349
4	1	1:32.344	18.777	45.010	28.557	278.2	7:05.255	4	1	1:40.954	19.967	49.409	31.578	266.7	8:08.303
5	1	1:31.886	18.585	44.776	28.525	276.8	8:37.141	5	1	1:35.516	20.225	45.883	29.408	264.2	9:43.819
6	1	1:45.183 B	18.619	48.720	37.844	277.5	10:22.324	6	1	1:38.475	19.587	48.380	30.508	264.8	11:22.294
7	1	2:43.794	1:27.766	47.118	28.910		13:06.118	7	1	1:49.207 B	20.275	46.983	41.949	263.5	13:11.501
8	1	1:32.838	18.692	45.260	28.886	273.3	14:38.956	8	1	2:55.168	1:37.943	47.367	29.858		16:06.669
9	1	1:44.893 B	19.544	45.570	39.779	277.5	16:23.849	9	1	1:36.405	19.892	46.331	30.182	262.9	17:43.074
10	2	3:02.725	1:46.389	46.422	29.914		19:26.574	10	1	1:36.897	20.286	46.814	29.797	264.2	19:19.971
11	2	1:33.612	19.171	45.189	29.252	272.0	21:00.186	11	1	1:37.843	19.999	46.628	31.216	264.8	20:57.814
16 Pescarolo Team 1. Emmanuel Collard 2. Christophe Tinseau Pescarolo - Judd LM P1								11 1 1:37.843 19.999 46.628 31.216 264.8 20:57.814							
1	2	2:01.656	42.603	49.494	29.559		2:01.656	1	3	2:23.314	1:04.805	48.014	30.495		2:23.314
2	2	1:34.980	19.737	45.980	29.263	273.3	3:36.636	2	3	1:38.055	19.848	48.654	29.553	269.3	4:01.369
3	2	1:33.983	19.963	45.305	28.715	276.1	5:10.619	3	3	1:34.841	19.239	45.661	29.941	266.1	5:36.210
4	2	1:33.976	19.986	45.254	28.736	266.7	6:44.595	4	3	1:42.521 B	19.248	46.559	36.714	262.3	7:18.731
5	2	1:32.672	18.867	45.010	28.795	276.1	8:17.267	5	3	2:04.042 B	37.804	46.036	40.202		9:22.773
6	2	1:41.109 B	18.904	45.839	36.366	275.4	9:58.376	6	3	3:12.975	1:53.401	48.757	30.817		12:35.748
7	1	3:13.764	1:57.711	46.135	29.918		13:12.140	7	3	1:38.354	20.536	47.646	30.172	262.3	14:14.102
8	1	1:33.490	18.969	45.504	29.017	274.0	14:45.630	8	3	1:39.155	20.012	47.961	31.182	263.5	15:53.257
9	1	1:33.938	19.422	45.480	29.036	276.1	16:19.568	9	3	1:39.350	20.346	48.364	30.640	261.0	17:32.607
10	1	1:44.998	18.948	45.299	30.751	276.1	18:04.566	10	3	1:39.402	20.138	47.943	31.321	262.3	19:12.009
11	1	1:33.258	19.050	45.336	28.872	273.3	19:37.824	11	3	1:38.850	20.250	47.980	30.620	259.8	20:50.859
12	1	1:32.658	18.847	45.188	28.623	276.8	21:10.482								
39 Pecom Racing 1. Luis Perez Companc 2. Matias Russo Lola B11/40 - Judd LM P2															
1	2	1:56.200	30.577	53.881	31.742		1:56.200								
2	2	1:37.344	20.402	47.162	29.780	254.4	3:33.544								
3	2	1:36.462	19.576	47.116	29.770	256.8	5:10.006								
4	2	1:37.601	20.652	47.074	29.875	257.4	6:47.607								
5	2	1:36.150	19.455	46.642	30.053	257.4	8:23.757								
6	2	1:36.828	19.645	47.105	30.078	256.8	10:00.585								
7	2	1:51.406 B	20.755	48.578	42.073	248.7	11:51.991								
8	1	3:12.603	1:50.896	50.521	31.186		15:04.594								
9	1	1:41.155	20.138	48.825	32.192	256.8	16:45.749								
40 Race Performance 1. Michel Frey 2. Ralph Meichtry Oreca 03 - Judd LM P2															
1	2	2:01.440	40.633	50.446	30.361		2:01.440								
2	2	1:36.788	20.633	46.646	29.509	263.5	3:38.228								
3	2	1:35.586	19.565	46.609	29.412	266.1	5:13.814								
4	2	1:35.899	19.494	46.744	29.661	268.0	6:49.713								
5	2	1:35.847	19.727	46.718	29.402	267.4	8:25.560								
6	2	1:43.648 B	19.655	47.213	36.780	268.7	10:09.208								
7	1	3:15.864	1:58.207	47.496	30.161		13:25.072								
8	1	1:36.400	19.483	46.893	30.024	264.8	15:01.472								
9	1	1:36.585	19.520	46.998	30.067	266.7	16:38.057								
10	1	1:36.781	19.443	47.236	30.102	264.2	18:14.838								
11	1	1:35.719	19.405	46.601	29.713	265.4	19:50.557								
12	1	1:36.947	19.117	46.738	31.092	266.1	21:27.504								
41 Greaves Motorsport 1. Karim Ojeh 2. Olivier Lombard Zytek Z11SN - Nissan LM P2															
1	1	3:16.030	1:53.115	51.788	31.127		3:16.030								
2	1	1:36.374	20.485	46.848	29.041	233.4	4:52.404								
3	1	1:34.945	19.612	45.839	29.494	265.4	6:27.349								
4	1	1:40.954	19.967	49.409	31.578	266.7	8:08.303								
5	1	1:35.516	20.225	45.883	29.408	264.2	9:43.819								
6	1	1:38.475	19.587	48.380	30.508	264.8	11:22.294								
7	1	1:49.207 B	20.275	46.983	41.949	263.5	13:11.501								
8	1	2:55.168	1:37.943	47.367	29.858		16:06.669								
9	1	1:36.405	19.892	46.331	30.182	262.9	17:43.074								
10	1	1:36.897	20.286	46.814	29.797	264.2	19:19.971								
11	1	1:37.843	19.999	46.628	31.216	264.8	20:57.814								
42 Strakka Racing 1. Nick Leventis 2. Danny Watts HPD ARX - 01d LM P2															
1	3	2:23.314	1:04.805	48.014	30.495		2:23.314								
2	3	1:38.055	19.848	48.654	29.553	269.3	4:01.369								
3	3	1:34.841	19.239	45.661	29.941	266.1	5:36.210								
4	3	1:42.521 B	19.248	46.559	36.714	262.3	7:18.731								
5	3	2:04.042 B	37.804	46.036	40.202		9:22.773								
6	3	3:12.975	1:53.401	48.757	30.817		12:35.748								
7	3	1:38.354	20.536</												

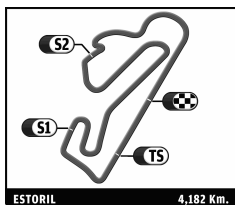


LE MANS SERIES 6 HOURS OF ESTORIL Warm Up

Sector Analysis

■ Personal Best ■ Session Best ■ Crossing the finish line in pit lane

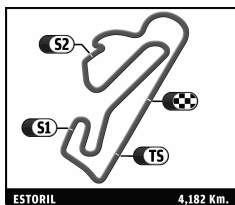
Lap	D	Time	Sector 1	Sector 2	Sector 3	T. Spd	Elapsed	Lap	D	Time	Sector 1	Sector 2	Sector 3	T. Spd	Elapsed
44 Extreme Limite AM Paris Norma M200P - Judd LM P2															
1. Fabien Rosier			3. Pedro Mello-Breyner												
2. Manuel Mello-Breyner															
1	3	2:28.156	51.416	59.292	37.448		2:28.156	2	1	1:45.375	21.749	50.680	32.946	226.2	4:02.561
2	3	1:58.450 B	26.339	51.899	40.212	172.9	4:26.606	3	1	1:40.711	20.581	48.978	31.152	249.2	5:43.272
3	3	2:34.986 B	1:05.262	50.893	38.831		7:01.592	4	1	1:47.073	20.594	54.566	31.913	251.5	7:30.345
4	3	4:00.721	2:36.636	50.848	33.237		11:02.313	5	1	1:48.796 B	20.847	49.312	38.637	253.2	9:19.141
5	3	2:08.506 B	24.117	58.732	45.657	234.9	13:10.819	6	2	3:08.061	1:44.880	50.950	32.231		12:27.202
6	2	3:56.948	2:29.064	53.884	34.000		17:07.767	7	2	1:43.120	21.120	50.124	31.876	250.9	14:10.322
7	2	1:45.414	22.844	50.490	32.080	207.8	18:53.181	8	2	1:43.119	21.188	50.039	31.892	250.4	15:53.441
8	2	1:41.027	20.714	48.957	31.356	260.4	20:34.208	9	2	1:43.626	21.384	50.099	32.143	244.3	17:37.067
45 Boutsen Energy Racing Oreca 03 - Nissan LM P2															
1. Dominik Kraihamer															
2. Thor-Christian Ebbsvik															
1	1	1:56.658	34.083	51.360	31.215		1:56.658	10	2	1:42.866	20.957	49.955	31.954	252.7	19:19.933
2	1	1:37.304	20.507	47.228	29.569	248.1	3:33.962	11	2	1:43.566	21.179	50.153	32.234	248.7	21:03.499
3	1	1:34.680	19.694	45.918	29.068	262.9	5:08.642								
4	1	1:33.655	19.059	45.676	28.920	266.1	6:42.297								
5	1	1:40.942 B	19.341	45.796	35.805	266.1	8:23.239								
6	2	2:56.536	1:38.543	48.048	29.945		11:19.775								
7	2	1:35.874	19.260	46.299	30.315	266.1	12:55.649								
8	2	1:43.818 B	20.257	46.673	36.888	264.2	14:39.467								
9	2	2:42.908 B	1:07.216	54.307	41.385		17:22.375								
46 TDS Racing Oreca 03 - Nissan LM P2															
1. Mathias Beche			3. Jody Firth												
2. Pierre Thiriet															
1	3	1:59.131	30.713	55.977	32.441		1:59.131								
2	3	1:37.451	20.218	47.600	29.633	260.4	3:36.582								
3	3	1:36.781	20.398	46.943	29.440	262.9	5:13.363								
4	3	1:35.944	19.258	46.972	29.714	264.8	6:49.307								
5	3	1:35.960	19.829	46.601	29.530	265.4	8:25.267								
6	3	1:41.201 B	19.414	46.756	35.031	265.4	10:06.468								
7	2	2:54.485	1:34.692	48.788	31.005		13:00.953								
8	2	1:37.559	19.884	47.825	29.850	261.0	14:38.512								
9	2	1:39.423	20.942	48.362	30.119	261.7	16:17.935								
10	2	1:36.527	19.716	46.998	29.813	262.9	17:54.462								
11	2	1:36.931	19.662	47.296	29.973	264.2	19:31.393								
12	2	1:36.308	19.461	46.763	30.084	263.5	21:07.701								
61 AF Corse Ferrari F430 LM GTE Am															
1. Piergiuseppe Perazzini			3. Stéphane Lemeret												
2. Marco Cioci															
1	3	2:35.443	1:02.547	58.377	34.519		2:35.443								
2	3	1:48.931	22.262	53.922	32.747	250.4	4:24.374								
3	3	1:45.541	21.658	51.241	32.642	252.1	6:09.915								
4	3	1:45.112	21.216	51.453	32.443	253.8	7:55.027								
5	3	1:50.256 B	21.431	50.587	38.238	253.2	9:45.283								
6	1	3:10.507	1:41.709	53.595	35.203		12:55.790								
7	1	1:49.442	22.883	52.318	34.241	240.5	14:45.232								
8	1	1:47.982	22.292	51.881	33.809	248.1	16:33.214								
9	1	1:47.099	21.553	51.461	34.085	250.4	18:20.313								
10	1	1:46.660	21.809	51.597	33.254	249.2	20:06.973								
66 JMW Motorsport Ferrari F458 Italia LM GTE Pro															
1. Rob Bell															
2. James Walker															
1	1	2:17.186	49.144	55.509	32.533		2:17.186								
67 IMSA Performance Matmut Porsche 911 RSR (997) LM GTE Am															
1. Nicolas Armino															
2. Raymond Narac															
1	2	2:07.444	42.716	52.028	32.700		2:07.444								
2	2	1:44.373	21.207	50.911	32.255	253.8	3:51.817								
3	2	1:52.555 B	20.993	50.816	40.746	258.6	5:44.372								
4	2	3:17.540	1:54.695	50.432	32.413		9:01.912								
5	2	1:55.159 B	21.022	51.026	43.111	257.4	10:57.071								
6	2	3:34.188	2:10.033	51.620	32.535		14:31.259								
7	2	1:54.063 B	21.174	50.839	42.050	258.0	16:25.322								
8	1	3:51.382	2:26.673	51.724	32.985		20:16.704								
71 AF Corse Ferrari F458 Italia LM GTE Pro															
1. Jaime Melo															
2. Toni Vilander															
1	1	2:37.452	1:10.324	54.501	32.627		2:37.452								
2	1	1:44.423	21.349	50.385	32.689	252.1	4:21.875								
3	1	1:44.416	21.053	51.286	32.077	251.5	6:06.291								
4	1	1:42.532	20.931	49.614	31.987	253.2	7:48.823								
5	1	1:42.935	20.921	49.939	32.075	253.2	9:31.758								
6	1	2:06.321 B	20.577	51.148	54.596	252.7	11:38.079								
7	1	2:59.591	1:37.886	49.744	31.961		14:37.670								
8	1	1:45.752	21.470	49.646	34.636	249.8	16:23.422								
9	1	1:41.623	20.571	49.298	31.754	250.9	18:05.045								
10	1	1:41.278	20.592	49.049	31.637	253.2	19:46.323								
11	1	1:41.386	20.645	49.003	31.738	250.4	21:27.709								
75 Prospeed Competition Porsche 911 RSR (997) LM GTE Pro															
1. Marc Goossens															
2. Marco Holzer															
1	1	2:15.290	45.350	56.516	33.424		2:15.290								
2	1	1:50.779	23.077	55.028	32.674	201.0	4:06.069								
3	1	1:51.043 B	21.799	51.250	37.994	239.5	5:57.112								
4	1	2:36.341	1:12.260	51.522	32.559		8:33.453								
5	1	1:44.160	21.060	50.836	32.264	254.4	10:17.613								
6	1	1:42.593	20.888	49.638	32.067	251.5	12:00.206								
7	1	1:42.118	20.690	49.678	31.750	255.6	13:42.324								
8	1	1:41.929	20.673	49.379	31.877	256.8	15:24.253								
9	1	1:42.500	20.692	49.539	32.269	257.4	17:06.753								
10	1	1:42.241	20.756	49.615	31.870	255.0	18:48.994								
11	1	1:42.660	20.929	49.647	32.084	256.2	20:31.654								
76 IMSA Performance Matmut Porsche 911 RSR (997) LM GTE Pro															
1. Patrick Pilet															
2. Wolf Henzler															
1	1	2:05.838	43.118	50.582	32.138		2:05.838								
2	1	1:41.443	21.010	48.976	31.457	255.6	3:47.281								
3	1	1:40.854	20.704	48.921	31.229	255.6	5:28.135								
4	1	1:47.605 B	20.796	49.061	37.748	255.6	7:15.740								



LE MANS SERIES 6 HOURS OF ESTORIL Warm Up

Sector Analysis

Personal Best							Session Best							B Crossing the finish line in pit lane										
Lap	D	Time	Sector 1	Sector 2	Sector 3	T. Spd	Elapsed	Lap	D	Time	Sector 1	Sector 2	Sector 3	T. Spd	Elapsed	Lap	D	Time	Sector 1	Sector 2	Sector 3	T. Spd	Elapsed	
5	1	3:50.477	2:29.475	49.364	31.638		11:06.217	5	1	1:47.299	22.479	51.729	33.091	252.1	9:55.488									
6	1	1:41.377	20.741	49.078	31.558	254.4	12:47.594	6	1	1:54.528 B	22.049	51.912	40.567	248.7	11:50.016									
7	1	1:41.281	20.644	49.058	31.579	255.0	14:28.875	7	2	3:03.233	1:37.288	53.143	32.802		14:53.249									
8	1	1:41.846	21.021	49.073	31.752	255.0	16:10.721	8	2	1:45.000	21.868	50.826	32.306	233.9	16:38.249									
9	1	1:41.572	20.802	49.195	31.575	254.4	17:52.293	9	2	1:43.614	21.214	50.221	32.179	247.0	18:21.863									
10	1	1:41.881	20.746	49.496	31.639	255.0	19:34.174	10	2	1:56.349 B	21.136	51.159	44.054	249.2	20:18.212									
11	1	1:42.048	20.730	49.263	32.055	255.0	21:16.222																	
77	Team Felbermayr - Proton		Porsche 911 RSR (997)																					
	1. Marc Lieb		LM GTE Pro																					
	2. Richard Lietz																							
1	1	2:36.573	1:08.910	55.078	32.585		2:36.573	1	2	2:21.191	55.792	52.748	32.651		2:21.191									
2	1	1:45.900	22.285	51.741	31.874	216.0	4:22.473	2	2	1:42.945	20.773	50.233	31.939	254.4	4:04.136									
3	1	1:42.677	21.255	49.820	31.602	230.9	6:05.150	3	2	1:40.753	20.398	48.912	31.443	255.0	5:44.889									
4	1	1:41.805	20.755	49.566	31.484	257.4	7:46.955	4	2	1:41.334	20.516	49.092	31.726	255.0	7:26.223									
5	1	1:41.426	20.794	49.341	31.291	256.8	9:28.381	5	2	1:41.379	20.625	49.205	31.549	253.2	9:07.602									
6	1	1:41.231	20.632	49.053	31.546	258.0	11:09.612	6	2	1:41.450	20.688	49.181	31.581	253.2	10:49.052									
7	1	1:46.806 B	20.599	49.509	36.698	258.6	12:56.418	7	2	1:48.633 B	20.593	49.427	38.613	253.2	12:37.685									
8	2	2:55.850	1:34.437	49.764	31.649		15:52.268	8	2	2:42.451	1:20.212	50.163	32.076		15:20.136									
9	2	1:43.873	20.782	50.360	32.731	258.0	17:36.141	9	2	1:42.067	20.769	49.638	31.660	250.4	17:02.203									
10	2	1:40.876	20.539	48.977	31.360	258.6	19:17.017	10	2	1:42.930	21.160	49.949	31.821	252.7	18:45.133									
11	2	1:40.744	20.553	48.678	31.513	259.2	20:57.761	11	2	1:43.839	21.729	50.064	32.046	246.4	20:28.972									
79	Jota		Aston Martin Vantage																					
	1. Simon Dolan		LM GTE Pro																					
	2. Sam Hancock																							
1	2	2:21.347	56.495	52.570	32.282		2:21.347	1	1	2:06.695	41.777	51.790	33.128		2:06.695									
2	2	1:43.138	21.369	50.013	31.756	247.0	4:04.485	2	1	1:42.730	21.103	50.071	31.556	250.9	3:49.425									
3	2	1:41.617	20.771	49.369	31.477	256.2	5:46.102	3	1	1:42.797	21.068	49.866	31.863	255.6	5:32.222									
4	2	1:42.455	21.084	49.839	31.532	249.2	7:28.557	4	1	1:43.650	21.228	50.402	32.020	255.6	7:15.872									
5	2	1:47.670 B	20.828	50.110	36.732	253.8	9:16.227	5	1	1:41.524	20.693	49.308	31.523	255.0	8:57.396									
6	1	3:02.976	1:39.251	51.497	32.228		12:19.203	6	1	1:54.491 B	21.527	50.309	42.655	255.0	10:51.887									
7	1	1:43.123	21.136	50.111	31.876	251.5	14:02.326	7	1	5:38.519	4:13.524	52.236	32.759		16:30.406									
8	1	1:43.132	21.145	50.262	31.725	253.8	15:45.458	8	1	1:48.692	21.900	52.256	34.536	252.1	18:19.098									
9	1	1:43.540	21.181	50.307	32.052	253.2	17:28.998	9	1	1:46.141	21.912	50.783	33.446	244.3	20:05.239									
10	1	1:43.115	21.118	50.083	31.914	251.5	19:12.113																	
11	1	1:43.244	21.572	49.896	31.776	250.9	20:55.357																	
82	CRS Racing		Ferrari F430																					
	1. Klaas Hummel		LM GTE Am																					
	2. Adam Christodoulou		3. Phil Quaife																					
1	1	2:28.324	55.813	58.707	33.804		2:28.324	1	2	2:51.960	1:27.324	52.881	31.755		2:51.960									
2	1	1:47.272	22.361	52.126	32.785	247.6	4:15.596	2	2	1:41.272	20.918	49.607	30.747	261.0	4:33.232									
3	1	1:46.594	21.558	52.002	33.034	250.4	6:02.190	3	2	1:38.221	19.819	47.746	30.656	262.3	6:11.453									
4	1	1:48.284	21.612	52.790	33.882	250.9	7:50.474	4	2	1:41.320	19.914	49.399	32.007	264.8	7:52.773									
5	1	1:46.890	21.614	52.127	33.149	250.4	9:37.364	5	2	1:39.901	20.145	48.816	30.940	263.5	9:32.674									
6	1	1:48.046	21.651	52.408	33.987	250.4	11:25.410	6	2	1:39.573	20.154	48.756	30.663	263.5	11:12.247									
7	1	1:47.024	21.735	51.973	33.316	248.7	13:12.434	7	2	1:50.809 B	20.105	51.241	39.463	262.9	13:03.056									
8	1	1:47.068	21.723	52.031	33.314	249.8	14:59.502	8	1	3:55.357	2:29.804	52.739	32.814		16:58.413									
9	1	1:46.333	21.487	51.888	32.958	251.5	16:45.835	9	1	1:46.252	21.668	51.202	33.382	254.4	18:44.665									
10	1	1:46.618	21.962	51.795	32.861	252.1	18:32.453	10	1	1:47.779	23.071	51.487	33.221	250.4	20:32.444									
11	1	1:45.524	21.504	51.261	32.759	247.0	20:17.977																	
88	Team Felbermayr - Proton		Porsche 911 RSR (997)																					
	1. Christian Ried		LM GTE Am																					
	2. Horst Felbermayr Jr.																							
1	1	2:47.306	1:14.140	58.016	35.150		2:47.306	1	1	3:04.551	1:40.338	52.646	31.567		3:04.551									
2	1	1:50.122	22.885	54.198	33.039	230.9	4:37.428	2	1	1:40.974	21.117	49.017	30.840	253.8	4:45.525									
3	1	1:45.449	21.606	51.287	32.556	246.4	6:22.877	3	1	1:40.712	20.558	49.015	31.139	260.4	6:26.237									
4	1	1:45.312	21.460	51.252	32.600	253.2	8:08.189	4	1	1:42.036	20.734	49.272	32.030	261.7	8:08.273									
5	1	1:41.906	21.231	49.049	31.626	260.4	9:50.179	5	1	1:41.906	21.231	49.049	31.626	260.4	11:31.535									
6	1	1:41.356	20.530	49.179	31.647	261.0	11:31.535	6	1	1:40.856	20.282	48.664	31.910	261.0	13:12.391									
7	1	1:40.856	20.282	48.664	31.910	261.0	13:12.391	7	1	1:40.738	20.412	48.687	31.639	261.7	14:53.129									
89	Hankook Team Farnbacher		Ferrari F458 Italia																					
	1. Dominik Farnbacher		LM GTE Pro																					
	2. Allan Simonsen																							
1	2	2:21.191	55.792	52.748	32.651		2:21.191	1	2	2:21.191	55.792	52.748	32.651		2:21.191									
2	2	1:42.945	20.773	50.233	31.939	254.4	4:04.136	2	2	1:42.945	20.773	50.233	31.939	254.4	4:04.136									
3	2	1:40.753	20.398	48.912	31.443	255.0	5:44.889	3	2	1:40.753	20.398	48.912	31.443	255.0	5:44.889									
4	2	1:41.334	20.516	49.092	31.726	255.0	7:26.223	4	2	1:41.334	20.516	49.092	31.726	255.0	7:26.223									
5	2	1:41.379	20.625	49.205	31.549	253.2	9:07.602	5	2	1:41.379	20.625	49.205	31.549	253.2	9:07.602									
6	2	1:41.450	20.688	49.181	31.581	253.2	10:49.052	6	2	1:41.450	20.688	49.181	31.581	253.2	10:49.052									
7	2	1:48.633 B	20.593	49.427	38.613	253.2	12:37.685	7	2	1:48.633 B	20.593	49.427	38.613	253.2	12:37.685									
8	2	2:42.451	1:20.212	50.163																				



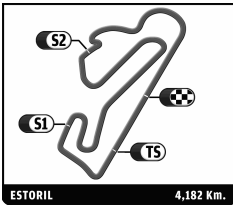
LE MANS SERIES 6 HOURS OF ESTORIL Warm Up

Sector Analysis

■ Personal Best
 ■ Session Best
 B Crossing the finish line in pit lane

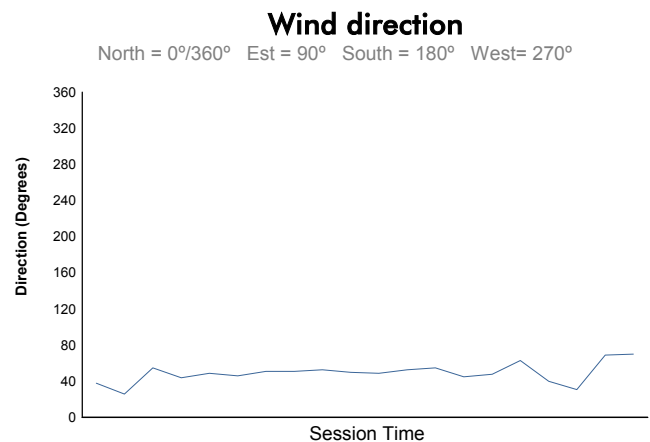
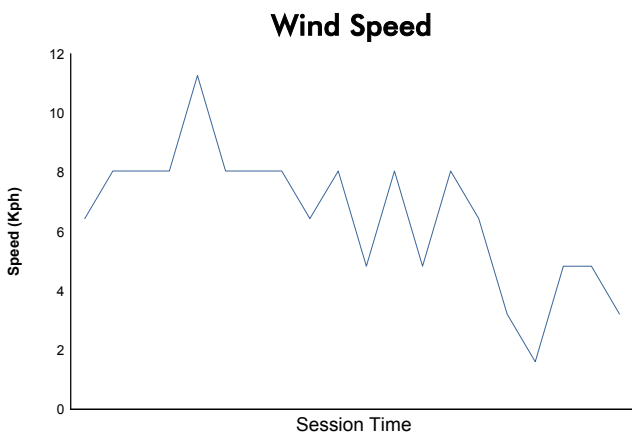
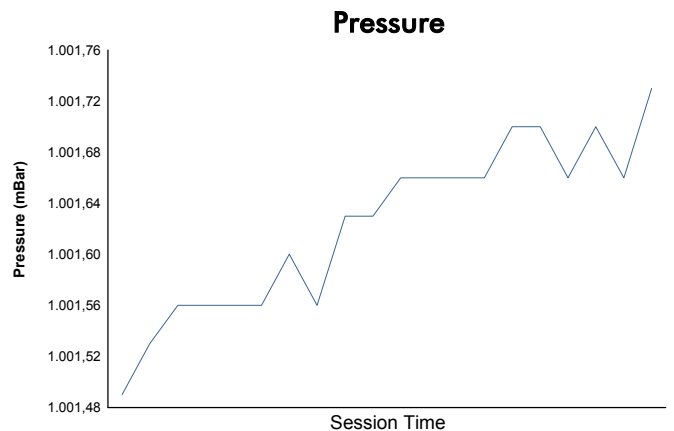
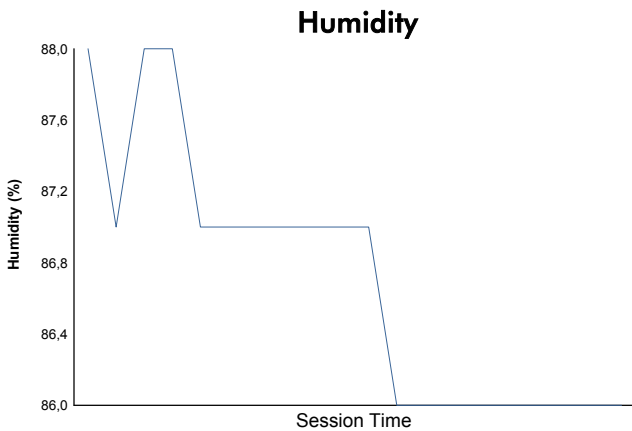
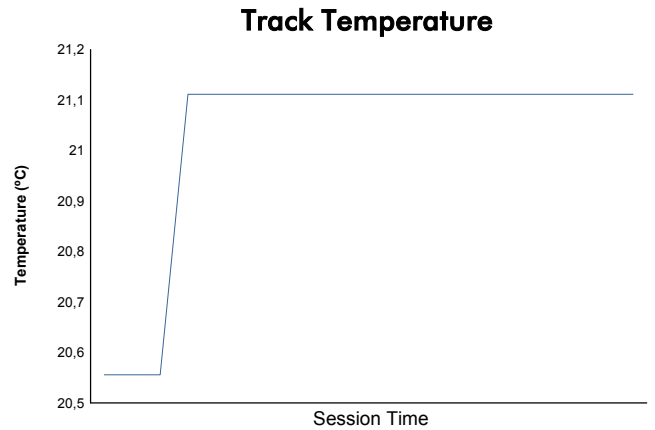
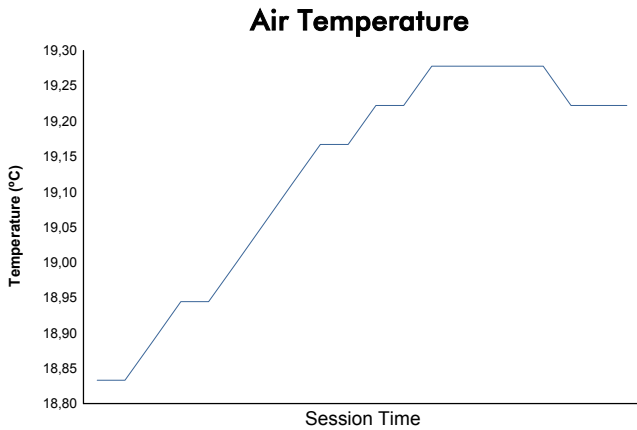
Lap	D	Time	Sector 1	Sector 2	Sector 3	T. Spd	Elapsed	Lap	D	Time	Sector 1	Sector 2	Sector 3	T. Spd	Elapsed
9	1	1:40.240	20.491	48.637	31.112	260.4	16:33.369								
10	1	1:41.374	20.169	49.861	31.344	262.9	18:14.743								
11	1	1:40.410	20.410	48.687	31.313	259.8	19:55.153								
12	1	1:48.606 B	20.340	48.737	39.529	260.4	21:43.759								

99		JMB Racing		Formula Le Mans - Oreca - 09			
		1. Peter Kutemann		FLM			
		2. Nicolas Marroc					
1	1	2:31.458	1:00.090	56.908	34.460	2:31.458	
2	1	1:49.391	23.438	52.878	33.075	220.8	4:20.849
3	1	1:47.454	21.808	52.849	32.797	255.0	6:08.303
4	1	1:44.389	21.470	50.427	32.492	256.2	7:52.692
5	1	1:45.249	21.592	50.957	32.700	252.1	9:37.941
6	1	1:55.767 B	22.564	51.965	41.238	253.8	11:33.708
7	2	3:38.500	2:18.173	49.164	31.163		15:12.208
8	2	1:40.053	20.622	48.074	31.357	257.4	16:52.261
9	2	1:39.936	20.158	47.981	31.797	258.6	18:32.197
10	2	1:39.306	20.306	48.434	30.566	256.2	20:11.503

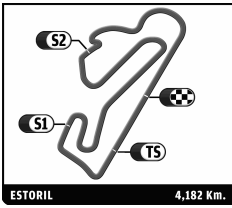


Computerised results and timing service

6 HOURS OF ESTORIL LE MANS SERIES Warm Up Weather Report



Track Status: **DRY**



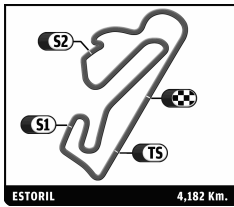
LE MANS SERIES
6 HOURS OF ESTORIL
 Qualifying Practice
 Provisional Classification

Nr.	Team	Drivers	Car	Cl	Ty	Time	Lap	Total	Gap	Kph
1	12 Rebellion Racing	N. Jani / N. Prost	Lola B10/60 Coupé - Toyota	LM P1	M	1:30.118	2	4	-	167.1
2	16 Pescarolo Team	E. Collard / C. Tinseau / J. Jousse	Pescarolo - Judd	LM P1	M	1:30.317	2	5	+0.199	166.7
3	13 Rebellion Racing	A. Belicchi / J. Boullion	Lola B10/60 Coupé - Toyota	LM P1	M	1:30.592	3	4	+0.474	166.2
4	41 Greaves Motorsport	K. Ojeh / O. Lombard / T. Kimber-Smith	Zytek Z11SN - Nissan	LM P2	D	1:31.800	3	5	+1.682	164.0
5	42 Strakka Racing	N. Leventis / D. Watts / J. Kane	HPD ARX - 01d	LM P2	M	1:32.072	3	4	+1.954	163.5
6	46 TDS Racing	M. Beche / P. Thiriet / J. Firih	Oreca 03 - Nissan	LM P2	M	1:32.347	3	7	+2.229	163.0
7	45 Boutsen Energy Racing	D. Kraihamer / T. Ebbesvik	Oreca 03 - Nissan	LM P2	D	1:32.695	3	5	+2.577	162.4
8	40 Race Performance	M. Frey / R. Meichtry / J. Hirschi	Oreca 03 - Judd	LM P2	D	1:33.286	6	9	+3.168	161.4
9	39 Pecom Racing	L. Perez Companc / M. Russo / P. Kaffer	Lola B11/40 - Judd	LM P2	M	1:33.525	5	8	+3.407	161.0
10	43 RLR Msport	B. Gates / R. Garofall / W. Hughes	MG Lola EX265 - Judd	LM P2	D	1:34.066	2	6	+3.948	160.0
11	44 Extreme Limite AM Paris	F. Rosier / M. Mello-Breyner / P. Mello-Breyner	Norma M200P - Judd	LM P2	D	1:34.168	2	9	+4.050	159.9
12	92 Neil Garner Motorsport	J. Hartshorne / T. Graves / A. Kapadia	Formula Le Mans - Oreca - 09	FLM	M	1:36.044	3	10	+5.926	156.8
13	99 JMB Racing	P. Kutemann / N. Marroc	Formula Le Mans - Oreca - 09	FLM	M	1:36.480	5	10	+6.362	156.0
14	95 Pegasus Racing	M. Schultis / P. Simon / J. Schell	Formula Le Mans - Oreca - 09	FLM	M	1:37.474	2	8	+7.356	154.5
15	66 JMW Motorsport	R. Bell / J. Walker	Ferrari F458 Italia	LM GTE Pro	D	1:39.176	3	4	+9.058	151.8
16	51 AF Corse	G. Fisichella / G. Bruni	Ferrari F458 Italia	LM GTE Pro	M	1:39.233	5	6	+9.115	151.7
17	77 Team Felbermayr - Proton	M. Lieb / R. Lietz	Porsche 911 RSR (997)	LM GTE Pro	M	1:39.374	3	5	+9.256	151.5
18	75 Prospeed Competition	M. Goossens / M. Holzer	Porsche 911 RSR (997)	LM GTE Pro	M	1:39.526	2	5	+9.408	151.3
19	89 Hankook Team Farnbacher	D. Farnbacher / A. Simonsen	Ferrari F458 Italia	LM GTE Pro	H	1:39.749	3	5	+9.631	150.9
20	76 IMSA Performance Matmut	P. Pilet / W. HENZLER	Porsche 911 RSR (997)	LM GTE Pro	M	1:39.964	2	8	+9.846	150.6
21	67 IMSA Performance Matmut	N. Armindo / R. Narac	Porsche 911 RSR (997)	LM GTE Am	M	1:40.014	3	6	+9.896	150.5
22	71 AF Corse	J. Melo / T. Vilander	Ferrari F458 Italia	LM GTE Pro	M	1:40.390	4	7	+10.272	150.0
23	79 Jota	S. Dolan / S. Hancock	Aston Martin Vantage	LM GTE Pro	D	1:40.417	4	5	+10.299	149.9
24	61 AF Corse	P. Perazzini / M. Cioci / S. Lemeret	Ferrari F430	LM GTE Am	M	1:40.558	4	7	+10.440	149.7
25	90 JMB Racing	S. Ayari / M. Rodrigues / P. Ballay	Ferrari F458 Italia	LM GTE Pro	D	1:40.746	5	8	+10.628	149.4
26	82 CRS Racing	K. Hummel / A. Christodoulou / P. Quaife	Ferrari F430	LM GTE Am	M	1:40.777	5	6	+10.659	149.4
27	88 Team Felbermayr - Proton	C. Ried / H. Felbermayr Jr.	Porsche 911 RSR (997)	LM GTE Am	M	1:42.107	3	4	+11.989	147.4
Fastest Lap						Lap 2	Neel Jani	1:30.118		167.1 Kph

Published at:

Track Status: **DRY**

Race Director:	Timekeeper:
-----------------------	--------------------



LE MANS SERIES
6 HOURS OF ESTORIL
 Qualifying Practice

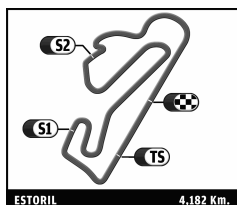
Provisional Classification by Class

Nr.	Team	Drivers	Car	Ty	Time	Lap	Total	Gap	Kph
LM P1									
1	12 Rebellion Racing	N. Jani / N. Prost	Lola B10/60 Coupé - Toyota	M	1:30.118	2	4		167.1
2	16 Pescarolo Team	E. Collard / C. Tinseau / J. Jousse	Pescarolo - Judd	M	1:30.317	2	5	+0.199	+0.199 166.7
3	13 Rebellion Racing	A. Belicchi / J. Boullion	Lola B10/60 Coupé - Toyota	M	1:30.592	3	4	+0.474	+0.275 166.2
LM P2									
1	41 Greaves Motorsport	K. Ojeh / O. Lombard / T. Kimber-Smith	Zytek Z11SN - Nissan	D	1:31.800	3	5		164.0
2	42 Strakka Racing	N. Leventis / D. Watts / J. Kane	HPD ARX - 01d	M	1:32.072	3	4	+0.272	+0.272 163.5
3	46 TDS Racing	M. Beche / P. Thiriet / J. Firth	Oreca 03 - Nissan	M	1:32.347	3	7	+0.547	+0.275 163.0
4	45 Bouisen Energy Racing	D. Kraihamer / T. Ebbesvik	Oreca 03 - Nissan	D	1:32.695	3	5	+0.895	+0.348 162.4
5	40 Race Performance	M. Frey / R. Meichtry / J. Hirschi	Oreca 03 - Judd	D	1:33.286	6	9	+1.486	+0.591 161.4
6	39 Pecom Racing	L. Perez Companc / M. Russo / P. Kaffer	Lola B11/40 - Judd	M	1:33.525	5	8	+1.725	+0.239 161.0
7	43 RLR Msport	B. Gates / R. Garofall / W. Hughes	MG Lola EX265 - Judd	D	1:34.066	2	6	+2.266	+0.541 160.0
8	44 Extreme Limite AM Paris	F. Rosier / M. Mello-Breyner / P. Mello-Breyner	Norma M200P - Judd	D	1:34.168	2	9	+2.368	+0.102 159.9
LM GTE Pro									
1	66 JMW Motorsport	R. Ball / J. Walker	Ferrari F458 Italia	D	1:39.176	3	4		151.8
2	51 AF Corse	G. Fisichella / G. Bruni	Ferrari F458 Italia	M	1:39.233	5	6	+0.057	+0.057 151.7
3	77 Team Felbermayr - Proton	M. Lieb / R. Lietz	Porsche 911 RSR (997)	M	1:39.374	3	5	+0.198	+0.141 151.5
4	75 Prospeed Competition	M. Goossens / M. Holzer	Porsche 911 RSR (997)	M	1:39.526	2	5	+0.350	+0.152 151.3
5	89 Hankook Team Farnbacher	D. Farnbacher / A. Simonsen	Ferrari F458 Italia	H	1:39.749	3	5	+0.573	+0.223 150.9
6	76 IMSA Performance Matmut	P. Pilat / W. Henzler	Porsche 911 RSR (997)	M	1:39.964	2	8	+0.788	+0.215 150.6
7	71 AF Corse	J. Melo / T. Vilander	Ferrari F458 Italia	M	1:40.390	4	7	+1.214	+0.426 150.0
8	79 Jota	S. Dolan / S. Hancock	Aston Martin Vantage	D	1:40.417	4	5	+1.241	+0.027 149.9
9	90 JMB Racing	S. Ayari / M. Rodrigues / P. Bailly	Ferrari F458 Italia	D	1:40.746	5	8	+1.570	+0.329 149.4
LM GTE Am									
1	67 IMSA Performance Matmut	N. Armindo / R. Narac	Porsche 911 RSR (997)	M	1:40.014	3	6		150.5
2	61 AF Corse	P. Perazzini / M. Cioci / S. Lemeret	Ferrari F430	M	1:40.558	4	7	+0.544	+0.544 149.7
3	82 CRS Racing	K. Hummel / A. Christodoulou / P. Quaife	Ferrari F430	M	1:40.777	5	6	+0.763	+0.219 149.4
4	88 Team Felbermayr - Proton	C. Ried / H. Felbermayr Jr.	Porsche 911 RSR (997)	M	1:42.107	3	4	+2.093	+1.330 147.4
FLM									
1	92 Neil Garner Motorsport	J. Hartshorne / T. Graves / A. Kapadia	Formula Le Mans - Oreca - 09	M	1:36.044	3	10		156.8
2	99 JMB Racing	P. Kuetemann / N. Marroc	Formula Le Mans - Oreca - 09	M	1:36.480	5	10	+0.436	+0.436 156.0
3	95 Pegasus Racing	M. Schultis / P. Simon / J. Schell	Formula Le Mans - Oreca - 09	M	1:37.474	2	8	+1.430	+0.994 154.5

Published at:

Track Status: **DRY**

Race Director:	Timekeeper:
----------------	-------------



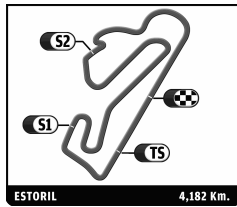
LE MANS SERIES

6 HOURS OF ESTORIL

After Qualifying Practice

Provisional Classification by Driver Fastest Lap

Nr	Team	Car	Class	Driver	Session 1		Session 2		Session 3		Session 4		Time	Gap	Kph
					Time	Laps	Time	Laps	Time	Laps	Time	Laps			
1	12	Rebellion Racing	Lola B10/60 Coupé - Toyota	LM P1	Neel Jani			1:32.441	25	1:30.034	18	1:30.118	4	1:30.034	167.2
2	16	Pescarolo Team	Pescarolo - Judd	LM P1	Julien Jousse	1:32.569	8	1:31.983	22	1:30.703	27	1:30.317	5	1:30.317	0.283 166.7
3	13	Rebellion Racing	Lola B10/60 Coupé - Toyota	LM P1	Jean Christophe Bouillon			1:30.935	27	1:31.968	17	1:30.592	4	1:30.592	0.558 166.2
4	12	Rebellion Racing	Lola B10/60 Coupé - Toyota	LM P1	Nicolas Prost	1:32.531	27			1:31.244	16			1:31.244	1.210 165.0
5	46	TDS Racing	Oreca 03 - Nissan	LM P2	Mathias Beche			1:33.971	16	1:31.693	15	1:32.347	7	1:31.693	1.659 164.2
6	41	Greaves Motorsport	Zytek Z11SN - Nissan	LM P2	Tom Kimber-Smith	1:36.424	3	1:33.385	19	1:32.365	14	1:31.800	5	1:31.800	1.766 164.0
7	16	Pescarolo Team	Pescarolo - Judd	LM P1	Emmanuel Collard	1:31.938	21							1:31.938	1.904 163.8
8	42	Strakka Racing	HPD ARX - 01d	LM P2	Danny Watts			1:33.935	15	1:32.750	8	1:32.072	4	1:32.072	2.038 163.5
9	13	Rebellion Racing	Lola B10/60 Coupé - Toyota	LM P1	Andrea Belicchi	1:32.708	19			1:32.369	10			1:32.369	2.335 163.0
10	45	Boutsen Energy Racing	Oreca 03 - Nissan	LM P2	Thor-Christian Ebbesvik	1:40.601	3	1:35.632	8	1:32.480	21	1:32.695	5	1:32.480	2.446 162.8
11	40	Race Performance	Oreca 03 - Judd	LM P2	Jonathan Hirschi	1:34.336	19	1:33.028	16	1:35.896	7	1:33.286	9	1:33.028	2.994 161.8
12	41	Greaves Motorsport	Zytek Z11SN - Nissan	LM P2	Olivier Lombard	1:33.103	14			1:33.052	17			1:33.052	3.018 161.8
13	45	Boutsen Energy Racing	Oreca 03 - Nissan	LM P2	Dominik Kraihamer	1:35.651	12	1:33.389	19	1:33.304	9			1:33.304	3.270 161.4
14	42	Strakka Racing	HPD ARX - 01d	LM P2	Jonny Kane	1:33.741	13	1:34.119	14	1:33.390	6			1:33.390	3.356 161.2
15	39	Pecom Racing	Lola B11/40 - Judd	LM P2	Pierre Kaffer	1:35.752	8			1:34.604	19	1:33.525	8	1:33.525	3.491 161.0
16	40	Race Performance	Oreca 03 - Judd	LM P2	Ralph Meichtry	1:36.080	9			1:33.967	16			1:33.967	3.933 160.2
17	43	RLR Msport	MG Lola EX265 - Judd	LM P2	Warren Hughes	1:35.816	15			1:34.891	8	1:34.066	6	1:34.066	4.032 160.0
18	44	Extreme Limite AM Paris	Norma M200P - Judd	LM P2	Fabien Rasier	1:37.649	6	1:35.873	7	1:36.652	14	1:34.168	9	1:34.168	4.134 159.9
19	16	Pescarolo Team	Pescarolo - Judd	LM P1	Christophe Tinseau			1:34.414	8					1:34.414	4.380 159.5
20	46	TDS Racing	Oreca 03 - Nissan	LM P2	Jody Firth	1:36.578	17			1:35.294	16			1:35.294	5.260 158.0
21	43	RLR Msport	MG Lola EX265 - Judd	LM P2	Rob Garofall			1:35.675	17	1:35.401	11			1:35.401	5.367 157.8
22	39	Pecom Racing	Lola B11/40 - Judd	LM P2	Matias Russo			1:35.562	13					1:35.562	5.528 157.5
23	44	Extreme Limite AM Paris	Norma M200P - Judd	LM P2	Pedro Mello-Breyner	1:38.329	13	1:35.590	8					1:35.590	5.556 157.5
24	46	TDS Racing	Oreca 03 - Nissan	LM P2	Pierre Thiriet	1:35.792	15	1:35.684	10					1:35.684	5.650 157.3
25	40	Race Performance	Oreca 03 - Judd	LM P2	Michel Frey			1:35.838	14	1:36.488	10			1:35.838	5.804 157.1
26	92	Neil Garner Motorsport	Formula Le Mans - Oreca - 09	FLM	Alex Kapadia	1:39.701	14	1:53.993	2	1:37.261	4	1:36.044	10	1:36.044	6.010 156.8
27	42	Strakka Racing	HPD ARX - 01d	LM P2	Nick Leventis	1:38.737	14			1:36.066	13			1:36.066	6.032 156.7
28	99	JMB Racing	Formula Le Mans - Oreca - 09	FLM	Nicolas Marrac	1:39.585	25	1:38.401	9	1:36.734	7	1:36.480	10	1:36.480	6.446 156.0
29	43	RLR Msport	MG Lola EX265 - Judd	LM P2	Barry Gates	1:38.396	15	1:38.373	7	1:36.640	13			1:36.640	6.606 155.8
30	41	Greaves Motorsport	Zytek Z11SN - Nissan	LM P2	Karim Ojeh	1:37.638	6	1:37.159	7					1:37.159	7.125 155.0
31	95	Pegasus Racing	Formula Le Mans - Oreca - 09	FLM	Patrick Simon	1:39.480	16			1:39.055	8	1:37.474	8	1:37.474	7.440 154.5
32	95	Pegasus Racing	Formula Le Mans - Oreca - 09	FLM	Julien Schell			1:38.803	16	1:37.896	10			1:37.896	7.862 153.8
33	92	Neil Garner Motorsport	Formula Le Mans - Oreca - 09	FLM	Tor Graves	1:39.568	15	1:40.965	4	1:38.727	12			1:38.727	8.693 152.5
34	39	Pecom Racing	Lola B11/40 - Judd	LM P2	Luis Perez Companc	1:39.309	16	1:38.963	17	1:38.909	14			1:38.909	8.875 152.2
35	66	JMW Motorsport	Ferrari F458 Italia	LM GTE Pro	Rob Bell	1:40.851	18	1:41.583	12	1:39.625	12	1:39.176	4	1:39.176	9.142 151.8
36	51	AF Corse	Ferrari F458 Italia	LM GTE Pro	Gianmaria Bruni			1:42.003	6	1:40.520	5	1:39.233	6	1:39.233	9.199 151.7
37	77	Team Felbermayr - Proton	Porsche 911 RSR (997)	LM GTE Pro	Richard Lietz	1:41.070	14	1:39.870	17	1:39.618	14	1:39.374	5	1:39.374	9.340 151.5
38	67	IMSA Performance Matmut	Porsche 911 RSR (997)	LM GTE Am	Nicolas Armindo	1:41.527	15	1:42.511	13	1:39.493	13	1:40.014	6	1:39.493	9.459 151.3
39	75	Prospeed Competition	Porsche 911 RSR (997)	LM GTE Pro	Marco Holzer			1:42.190	6	1:39.864	20	1:39.526	5	1:39.526	9.492 151.3
40	89	Hankook Team Farnbacher	Ferrari F458 Italia	LM GTE Pro	Dominik Farnbacher	1:41.816	20			1:40.379	24	1:39.749	5	1:39.749	9.715 150.9
41	44	Extreme Limite AM Paris	Norma M200P - Judd	LM P2	Manuel Mello-Breyner	1:39.855	11	1:40.296	8	1:39.868	8			1:39.855	9.821 150.8
42	76	IMSA Performance Matmut	Porsche 911 RSR (997)	LM GTE Pro	Patrick Pilet	1:41.522	13	1:40.563	14	1:39.937	15	1:39.964	8	1:39.937	9.903 150.6
43	71	AF Corse	Ferrari F458 Italia	LM GTE Pro	Toni Vilander	1:41.791	10	1:40.593	8	1:40.382	16			1:40.382	10.348 150.0
44	71	AF Corse	Ferrari F458 Italia	LM GTE Pro	Jaime Melo	1:41.179	14	1:41.341	20	1:40.570	11	1:40.390	7	1:40.390	10.356 150.0
45	79	Jota	Aston Martin Vantage	LM GTE Pro	Sam Hancock	1:42.303	15	1:40.986	14	1:40.580	13	1:40.417	5	1:40.417	10.383 149.9
46	61	AF Corse	Ferrari F430	LM GTE Am	Marco Cioci	1:43.229	12	1:42.421	15	1:42.101	9	1:40.558	7	1:40.558	10.524 149.7
47	90	JMB Racing	Ferrari F458 Italia	LM GTE Pro	Soheil Ayari	1:42.029	15	1:42.782	11	1:40.642	12	1:40.746	8	1:40.642	10.608 149.6
48	77	Team Felbermayr - Proton	Porsche 911 RSR (997)	LM GTE Pro	Marc Lieb	1:41.621	13	1:40.700	10	1:41.006	16			1:40.700	10.666 149.5
49	82	CRS Racing	Ferrari F430	LM GTE Am	Phil Quaife	1:43.500	11	1:43.183	7	1:42.402	7	1:40.777	6	1:40.777	10.743 149.4
50	95	Pegasus Racing	Formula Le Mans - Oreca - 09	FLM	Mirco Schultis	1:42.270	14	1:40.808	12	1:41.470	9			1:40.808	10.774 149.3
51	66	JMW Motorsport	Ferrari F458 Italia	LM GTE Pro	James Walker	1:42.050	12	1:42.338	17	1:41.102	16			1:41.102	11.068 148.9
52	76	IMSA Performance Matmut	Porsche 911 RSR (997)	LM GTE Pro	Wolf Henzler	1:41.970	13	1:41.260	12	1:42.211	13			1:41.260	11.226 148.7
53	89	Hankook Team Farnbacher	Ferrari F458 Italia	LM GTE Pro	Allan Simonsen	1:43.279	5	1:41.364	21					1:41.364	11.330 148.5
54	75	Prospeed Competition	Porsche 911 RSR (997)	LM GTE Pro	Marc Goossens	1:44.818	6	1:42.080	16	1:41.514	10			1:41.514	11.480 148.3
55	51	AF Corse	Ferrari F458 Italia	LM GTE Pro	Giancarlo Fisichella			1:41.709	8	1:43.212	5			1:41.709	11.675 148.0
56	67	IMSA Performance Matmut	Porsche 911 RSR (997)	LM GTE Am	Raymond Narac	1:42.339	15	1:42.824	14	1:42.104	19			1:42.104	12.070 147.4



LE MANS SERIES

6 HOURS OF ESTORIL

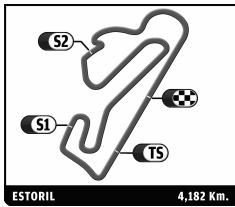
After Qualifying Practice

Provisional Classification by Driver Fastest Lap

Nr	Team	Car	Class	Driver	Session 1		Session 2		Session 3		Session 4		Time	Gap	Kph
					Time	Laps	Time	Laps	Time	Laps	Time	Laps			
57	88 Team Felbermayr - Proton	Porsche 911 RSR (997)	LM GTE Am	Christian Ried	1:44.483	14	1:44.244	12	1:42.771	14	1:42.107	4	1:42.107	12.073	147.4
58	99 JMB Racing	Formula Le Mans - Oreca - 09	FLM	Peter Kutemann	1:46.027	3	1:45.928	17	1:42.573	25			1:42.573	12.539	146.8
59	61 AF Corse	Ferrari F430	LM GTE Am	Stéphane Lemeret	1:44.821	3	1:42.655	11	1:42.807	6			1:42.655	12.621	146.7
60	88 Team Felbermayr - Proton	Porsche 911 RSR (997)	LM GTE Am	Horst Felbermayr Jr.	1:44.242	12	1:43.744	11	1:42.766	12			1:42.766	12.732	146.5
61	82 CRS Racing	Ferrari F430	LM GTE Am	Adam Christodoulou	1:44.552	7	1:43.919	4	1:42.963	8			1:42.963	12.929	146.2
62	79 Jota	Aston Martin Vantage	LM GTE Pro	Simon Dolan	1:44.295	11	1:43.997	11	1:43.242	15			1:43.242	13.208	145.8
63	90 JMB Racing	Ferrari F458 Italia	LM GTE Pro	Manuel Rodrigues	1:45.800	6	1:46.258	7	1:43.638	10			1:43.638	13.604	145.3
64	61 AF Corse	Ferrari F430	LM GTE Am	Piergiuseppe Perazzini	1:45.823	10			1:43.969	12			1:43.969	13.935	144.8
65	82 CRS Racing	Ferrari F430	LM GTE Am	Klaas Hummel	1:50.844	11	1:46.231	17	1:45.607	14			1:45.607	15.573	142.6
66	90 JMB Racing	Ferrari F458 Italia	LM GTE Pro	Pascal Ballay	1:50.243	7	1:48.454	9	1:46.079	9			1:46.079	16.045	141.9
67	92 Neil Garner Motorsport	Formula Le Mans - Oreca - 09	FLM	John Hartshorne			1:51.806	3	1:46.813	11			1:46.813	16.779	140.9

Published at:

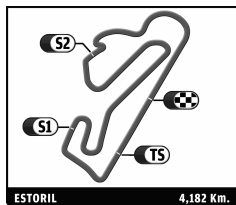
Race Director:	Timekeeper:
----------------	-------------



LE MANS SERIES
6 HOURS OF ESTORIL
 Qualifying Practice

Best Sector Times

SECTOR 1			SECTOR 2			SECTOR 3			Pos	Team	Ideal Lap	Best Lap
Pos	Driver	Time	Driver	Time	Driver	Time						
1	12 N.Jani	18.218	13 J.Boullion	43.736	16 J.Jousse	27.863	1	12 Rebellion Racing	1'30.034	1:30.118	(1)	
2	16 J.Jousse	18.362	12 N.Jani	43.867	12 N.Jani	27.949	2	16 Pescarolo Team	1'30.190	1:30.317	(2)	
3	13 J.Boullion	18.411	16 J.Jousse	43.965	13 J.Boullion	28.311	3	13 Rebellion Racing	1'30.458	1:30.592	(3)	
4	46 M.Beche	18.568	41 T.Kimber-Smith	44.482	42 D.Watts	28.346	4	41 Greaves Motorsport	1'31.597	1:31.800	(4)	
5	42 D.Watts	18.667	42 D.Watts	44.732	41 T.Kimber-Smith	28.370	5	42 Strakka Racing	1'31.745	1:32.072	(5)	
6	41 T.Kimber-Smith	18.745	46 M.Beche	44.869	45 T.Ebbesvik	28.474	6	46 TDS Racing	1'32.134	1:32.347	(6)	
7	45 T.Ebbesvik	18.768	40 J.Hirschi	45.161	46 M.Beche	28.697	7	45 Boutsen Energy Racing	1'32.411	1:32.695	(7)	
8	40 J.Hirschi	18.776	45 T.Ebbesvik	45.169	40 J.Hirschi	28.770	8	40 Race Performance	1'32.707	1:33.286	(8)	
9	39 P.Kaffer	18.888	43 W.Hughes	45.358	39 P.Kaffer	28.906	9	39 Pecom Racing	1'33.205	1:33.525	(9)	
10	44 F.Rosier	19.077	39 P.Kaffer	45.411	44 F.Rosier	29.117	10	43 RLR Msport	1'33.604	1:34.066	(10)	
11	43 W.Hughes	19.087	44 F.Rosier	45.784	43 W.Hughes	29.159	11	44 Extreme Limite AM Paris	1'33.978	1:34.168	(11)	
12	92 A.Kapadia	19.558	92 A.Kapadia	46.590	92 A.Kapadia	29.733	12	92 Neil Garner Motorsport	1'35.881	1:36.044	(12)	
13	99 N.Marroc	19.694	99 N.Marroc	46.737	99 N.Marroc	30.013	13	99 JMB Racing	1'36.444	1:36.480	(13)	
14	95 P.Simon	20.012	95 P.Simon	47.178	95 P.Simon	30.212	14	95 Pegasus Racing	1'37.402	1:37.474	(14)	
15	51 G.Bruni	20.261	66 R.Bell	48.004	51 G.Bruni	30.840	15	66 JMW Motorsport	1'39.176	1:39.176	(15)	
16	71 J.Melo	20.262	77 R.Lietz	48.054	66 R.Bell	30.892	16	51 AF Corse	1'39.190	1:39.233	(16)	
17	77 R.Lietz	20.264	75 M.Holzer	48.082	89 D.Farnbacher	30.912	17	77 Team Felbermayr - Proton	1'39.265	1:39.374	(17)	
18	66 R.Bell	20.280	51 G.Bruni	48.089	77 R.Lietz	30.947	18	75 Prospeed Competition	1'39.526	1:39.526	(18)	
19	89 D.Farnbacher	20.317	67 N.Armindo	48.227	76 P.Pilet	30.975	19	89 Hankook Team Farnbacher	1'39.568	1:39.749	(19)	
20	67 N.Armindo	20.317	89 D.Farnbacher	48.339	75 M.Holzer	30.977	20	76 IMSA Performance Matmut	1'39.800	1:39.964	(20)	
21	82 P.Quaife	20.400	76 P.Pilet	48.409	79 S.Hancock	31.008	21	67 IMSA Performance Matmut	1'39.859	1:40.014	(21)	
22	76 P.Pilet	20.416	79 S.Hancock	48.599	90 S.Ayari	31.203	22	71 AF Corse	1'40.225	1:40.390	(22)	
23	61 M.Cioci	20.425	61 M.Cioci	48.617	67 N.Armindo	31.315	23	79 Jota	1'40.417	1:40.417	(23)	
24	75 M.Holzer	20.467	71 J.Melo	48.622	71 J.Melo	31.341	24	61 AF Corse	1'40.420	1:40.558	(24)	
25	90 S.Ayari	20.482	82 P.Quaife	48.761	61 M.Cioci	31.378	25	90 JMB Racing	1'40.608	1:40.746	(25)	
26	79 S.Hancock	20.810	90 S.Ayari	48.923	82 P.Quaife	31.519	26	82 CRS Racing	1'40.680	1:40.777	(26)	
27	88 C.Ried	21.023	88 C.Ried	49.359	88 C.Ried	31.649	27	88 Team Felbermayr - Proton	1'42.031	1:42.107	(27)	



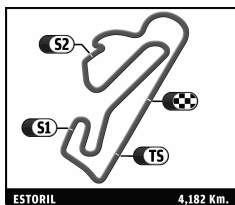
LE MANS SERIES

6 HOURS OF ESTORIL

Qualifying Practice

Best Top Speeds

Team	Car	Class	Top Speed Driver	Top 1		Top 2		Top 3		Top 4		Top 5		Avg
				Kph	Lap	Kph	Lap	Kph	Lap	Kph	Lap	Kph	Lap	
12 Rebellion Racing	Lola B10/60 Coupé - Toyota	LM P1	N. Jani	275.4	3	272.7	4	271.3	2					273,1
16 Pescarolo Team	Pescarolo - Judd	LM P1	J. Jousse	274.7	3	274.0	2	273.3	5					274,0
13 Rebellion Racing	Lola B10/60 Coupé - Toyota	LM P1	J. Boullion	272.0	4	270.7	3	269.3	2					270,7
45 Boutsen Energy Racing	Oreca 03 - Nissan	LM P2	T. Ebbesvik	262.3	4	261.7	3	260.4	5	259.2	2			260,9
42 Strakka Racing	HPD ARX - 01d	LM P2	D. Watts	262.3	4	261.0	3	261.0	2					261,4
44 Extreme Limite AM Paris	Norma M200P - Judd	LM P2	F. Rosier	261.7	4	261.7	3	259.8	8	259.8	7	259.2	6	260,4
41 Greaves Motorsport	Zytek Z11SN - Nissan	LM P2	T. Kimber-Smith	261.0	5	261.0	4	260.4	3	257.4	2			260,0
46 TDS Racing	Oreca 03 - Nissan	LM P2	M. Beche	261.0	6	260.4	4	259.8	5	259.2	3	256.8	2	259,4
40 Race Performance	Oreca 03 - Judd	LM P2	J. Hirschi	260.4	6	259.8	8	259.8	5	259.2	9	259.2	7	259,7
77 Team Felbermayr - Proton	Porsche 911 RSR (997)	LM GTE Pro	R. Lietz	257.4	3	256.8	2	256.2	4	220.3	5			247,7
92 Neil Garner Motorsport	Formula Le Mans - Oreca - 09	FLM	A. Kapadia	256.8	3	256.8	4	256.2	6	255.6	5	255.6	7	256,2
88 Team Felbermayr - Proton	Porsche 911 RSR (997)	LM GTE Am	C. Ried	255.6	2	255.0	3	254.4	4					255,0
67 IMSA Performance Matmut	Porsche 911 RSR (997)	LM GTE Am	N. Armindo	255.6	4	255.0	3	253.2	2	252.1	6			254,0
95 Pegasus Racing	Formula Le Mans - Oreca - 09	FLM	P. Simon	255.0	2	255.0	7	254.4	3	254.4	6	253.2	5	254,4
75 Prospeed Competition	Porsche 911 RSR (997)	LM GTE Pro	M. Holzer	253.8	3	253.2	4	252.7	2	241.1	5			250,2
76 IMSA Performance Matmut	Porsche 911 RSR (997)	LM GTE Pro	P. Pilet	253.2	2	253.2	3	252.1	4	252.1	8	251.5	6	252,4
99 JMB Racing	Formula Le Mans - Oreca - 09	FLM	N. Marroc	253.2	6	253.2	7	252.7	8	252.7	10	252.7	5	252,9
90 JMB Racing	Ferrari F458 Italia	LM GTE Pro	S. Ayari	252.7	7	252.1	4	252.1	5	251.5	6	251.5	8	252,0
39 Pecom Racing	Lola B11/40 - Judd	LM P2	P. Kaffer	252.7	8	252.7	6	252.1	4	252.1	3	251.5	7	252,2
82 CRS Racing	Ferrari F430	LM GTE Am	P. Quaife	252.1	4	251.5	5	250.9	3	250.9	6	250.4	2	251,2
61 AF Corse	Ferrari F430	LM GTE Am	M. Cioci	251.5	3	250.9	4	250.4	2	250.4	5	249.8	6	250,6
51 AF Corse	Ferrari F458 Italia	LM GTE Pro	G. Bruni	250.9	6	250.4	4	249.8	5	249.2	2	249.2	3	249,9
43 RLR Msport	MG Lola EX265 - Judd	LM P2	W. Hughes	250.4	2	249.8	6	249.8	4	249.8	3	226.7	5	245,3
66 JMW Motorsport	Ferrari F458 Italia	LM GTE Pro	R. Bell	249.8	4	248.7	3	248.1	2					248,9
71 AF Corse	Ferrari F458 Italia	LM GTE Pro	J. Melo	249.8	4	249.2	6	248.7	3	247.6	2	224.8	7	244,0
79 Jota	Aston Martin Vantage	LM GTE Pro	S. Hancock	249.2	4	249.2	5	247.6	2	247.6	3			248,4
89 Hankook Team Farnbacher	Ferrari F458 Italia	LM GTE Pro	D. Farnbacher	247.6	3	247.6	4	247.0	2	198.8	5			235,3



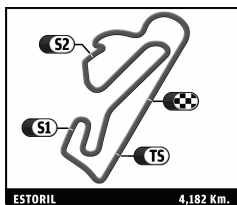
LE MANS SERIES

6 HOURS OF ESTORIL

After Qualifying Practice

Event maximum speed

Team	Car	Class	Driver	Top Speed	Lap	Session
12 Rebellion Racing	Lola B10/60 Coupé - Toyota	LM P1	Nicolas Prost	283.9	6	Free Practice 1
16 Pescarolo Team	Pescarolo - Judd	LM P1	Emmanuel Collard	281.0	9	Free Practice 1
13 Rebellion Racing	Lola B10/60 Coupé - Toyota	LM P1	Jean Christophe Boullion	277.5	13	Free Practice 2
40 Race Performance	Oreca 03 - Judd	LM P2	Jonathan Hirschi	274.0	19	Free Practice 1
44 Extreme Limite AM Paris	Norma M200P - Judd	LM P2	Fabien Rosier	270.7	4	Free Practice 1
42 Strakka Racing	HPD ARX - 01d	LM P2	Danny Watts	269.3	14	Free Practice 2
41 Greaves Motorsport	Zytek Z11SN - Nissan	LM P2	Olivier Lombard	268.7	11	Free Practice 1
45 Boutsen Energy Racing	Oreca 03 - Nissan	LM P2	Dominik Kraihamer	267.4	5	Free Practice 1
46 TDS Racing	Oreca 03 - Nissan	LM P2	Jody Firth	267.4	6	Free Practice 1
92 Neil Garner Motorsport	Formula Le Mans - Oreca - 09	FLM	Alex Kapadia	266.1	7	Free Practice 1
39 Pecom Racing	Lola B11/40 - Judd	LM P2	Pierre Kaffer	264.8	4	Free Practice 1
95 Pegasus Racing	Formula Le Mans - Oreca - 09	FLM	Patrick Simon	262.9	5	Free Practice 1
99 JMB Racing	Formula Le Mans - Oreca - 09	FLM	Nicolas Marroc	262.3	7	Free Practice 1
67 IMSA Performance Matmut	Porsche 911 RSR (997)	LM GTE Am	Nicolas Armindo	261.0	13	Free Practice 1
77 Team Felbermayr - Proton	Porsche 911 RSR (997)	LM GTE Pro	Richard Lietz	261.0	4	Free Practice 1
76 IMSA Performance Matmut	Porsche 911 RSR (997)	LM GTE Pro	Patrick Pilet	260.4	13	Free Practice 2
43 RLR Msport	MG Lola EX265 - Judd	LM P2	Warren Hughes	259.2	4	Free Practice 1
88 Team Felbermayr - Proton	Porsche 911 RSR (997)	LM GTE Am	Christian Ried	259.2	11	Free Practice 1
75 Prospeed Competition	Porsche 911 RSR (997)	LM GTE Pro	Marco Holzer	258.0	22	Free Practice 2
90 JMB Racing	Ferrari F458 Italia	LM GTE Pro	Soheil Ayari	258.0	5	Free Practice 1
89 Hankook Team Farnbacher	Ferrari F458 Italia	LM GTE Pro	Dominik Farnbacher	257.4	12	Free Practice 1
66 JMW Motorsport	Ferrari F458 Italia	LM GTE Pro	Rob Bell	256.8	8	Free Practice 1
71 AF Corse	Ferrari F458 Italia	LM GTE Pro	Jaime Melo	256.8	6	Free Practice 1
82 CRS Racing	Ferrari F430	LM GTE Am	Adam Christodoulou	256.2	7	Free Practice 1
51 AF Corse	Ferrari F458 Italia	LM GTE Pro	Giancarlo Fisichella	255.6	12	Free Practice 2
61 AF Corse	Ferrari F430	LM GTE Am	Marco Cioci	255.6	7	Free Practice 1
79 Jota	Aston Martin Vantage	LM GTE Pro	Simon Dolan	255.6	12	Free Practice 1



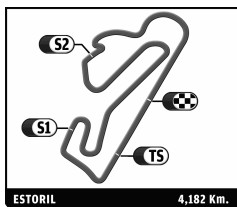
LE MANS SERIES

6 HOURS OF ESTORIL

Qualifying Practice

Fastest Lap Sequence

Practice Time	Team	Car	Class	Driver	Time	Kph	Lap
3:41.397	67 IMSA Performance Matmut	Porsche 911 RSR (997)	LM GTE Am	Nicolas Armindo	1:40.778	149.4	2
5:21.411	67 IMSA Performance Matmut	Porsche 911 RSR (997)	LM GTE Am	Nicolas Armindo	1:40.014	150.5	3
6:56.567	75 Prospeed Competition	Porsche 911 RSR (997)	LM GTE Pro	Marco Holzer	1:39.526	151.3	2
14:31.235	77 Team Felbermayr - Proton	Porsche 911 RSR (997)	LM GTE Pro	Richard Lietz	1:39.374	151.5	3
16:39.307	66 JMW Motorsport	Ferrari F458 Italia	LM GTE Pro	Rob Bell	1:39.176	151.8	3
33:23.063	44 Extreme Limite AM Paris	Norma M200P - Judd	LM P2	Fabien Rosier	1:34.168	159.9	2
33:53.591	13 Rebellion Racing	Lola B10/60 Coupé - Toyota	LM P1	Jean Christophe Boullion	1:30.799	165.8	2
35:24.183	13 Rebellion Racing	Lola B10/60 Coupé - Toyota	LM P1	Jean Christophe Boullion	1:30.592	166.2	3
35:31.764	16 Pescarolo Team	Pescarolo - Judd	LM P1	Julien Jousse	1:30.317	166.7	2
43:49.463	12 Rebellion Racing	Lola B10/60 Coupé - Toyota	LM P1	Neel Jani	1:30.118	167.1	2

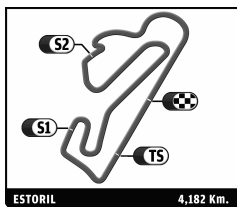


LE MANS SERIES 6 HOURS OF ESTORIL Qualifying Practice

Sector Analysis

■ Personal Best ■ Session Best B Crossing the finish line in pit lane

Lap	D	Time	Sector 1	Sector 2	Sector 3	T. Spd	Elapsed	Lap	D	Time	Sector 1	Sector 2	Sector 3	T. Spd	Elapsed
12		Rebellion Racing		Lola B10/60 Coupé - Toyota		LM P1									
		1.Neel Jani													
		2.Nicolas Prost													
1	1	42:19.345	...	47.016	31.360		42:19.345	1	2	37:12.068	...	59.993	30.287		37:12.068
2	1	1:30.118	18.302	43.867	27.949	271.3	43:49.463	2	2	1:32.344	18.913	44.732	28.699	261.0	38:44.412
3	1	1:30.303	18.218	44.038	28.047	275.4	45:19.766	3	2	1:32.072	18.667	45.059	28.346	261.0	40:16.484
4	1	1:40.518 B	20.210	45.033	35.275	272.7	47:00.284	4	2	2:27.417 B	23.946	1:05.555	57.916	262.3	42:43.901
13		Rebellion Racing		Lola B10/60 Coupé - Toyota		LM P1									
		1.Andrea Belicchi													
		2.Jean Christophe Boullion													
1	2	32:22.792	...	48.973	29.228		32:22.792	1	3	33:32.047	...	50.553	29.990		33:32.047
2	2	1:30.799	18.498	43.736	28.565	269.3	33:53.591	2	3	1:34.066	19.398	45.509	29.159	250.4	35:06.113
3	2	1:30.592	18.498	43.783	28.311	270.7	35:24.183	3	3	1:34.325	19.216	45.545	29.564	249.8	36:40.438
4	2	1:43.806 B	18.411	48.536	36.859	272.0	37:07.989	4	3	1:34.124	19.087	45.527	29.510	249.8	38:14.562
16		Pescarolo Team		Pescarolo - Judd		LM P1									
		1.Emmanuel Collard		3.Julien Jousse											
		2.Christophe Tinseau													
1	3	34:01.447	...	47.088	27.951		34:01.447	5	3	1:43.563	22.092	50.646	30.825	226.7	39:58.125
2	3	1:30.317	18.489	43.965	27.863	274.0	35:31.764	6	3	1:47.003 B	19.110	45.358	42.535	249.8	41:45.128
3	3	2:46.854 B	18.362	1:50.865	37.627	274.7	38:18.618								
4	3	8:39.262	7:22.527	48.303	28.432		46:57.880								
5	3	1:41.576 B	18.431	44.229	38.916	273.3	48:39.456								
39		Pecom Racing		Lola B11/40 - Judd		LM P2									
		1.Luis Perez Companc		3.Pierre Kaffer											
		2.Matias Russo													
1	3	38:03.052	...	52.567	31.305		38:03.052	1	1	31:48.895	...	49.143	29.595		31:48.895
2	3	1:45.052	19.573	55.118	30.361	250.4	39:48.104	2	1	1:34.168	19.239	45.784	29.145	259.2	33:23.063
3	3	1:34.159	19.173	45.693	29.293	252.1	41:22.263	3	1	1:34.282	19.229	45.936	29.117	261.7	34:57.345
4	3	1:40.109	19.045	50.113	30.951	252.1	43:02.372	4	1	2:02.106 B	19.113	53.599	49.394	261.7	36:59.451
5	3	1:33.525	19.147	45.472	28.906	251.5	44:35.897	5	1	5:34.176	4:02.838	52.657	38.681		42:33.627
6	3	1:33.653	19.043	45.411	29.199	252.7	46:09.550	6	1	1:34.953	19.382	46.106	29.465	259.2	44:08.580
7	3	1:34.329	18.888	45.759	29.682	251.5	47:43.879	7	1	1:35.148	19.077	46.448	29.623	259.8	45:43.728
8	3	1:51.435 B	20.762	48.531	42.142	252.7	49:35.314	8	1	1:35.375	19.385	46.201	29.789	259.8	47:19.103
								9	1	2:11.377 B	24.183	57.387	49.807	204.4	49:30.480
40		Race Performance		Oreca 03 - Judd		LM P2									
		1.Michel Frey		3.Jonathan Hirschi											
		2.Ralph Meichtry													
1	3	34:52.848	...	59.154	33.331		34:52.848	1	2	33:42.993	...	48.776	29.762		33:42.993
2	3	1:39.288	22.585	46.885	29.818	191.9	36:32.136	2	2	1:33.048	19.131	45.443	28.474	259.2	35:16.041
3	3	1:37.657	19.260	48.874	29.523	258.0	38:09.793	3	2	1:32.695	18.768	45.169	28.758	261.7	36:48.736
4	3	1:34.128	19.481	45.530	29.117	259.2	39:43.921	4	2	1:44.515	21.147	53.302	30.066	262.3	38:33.251
5	3	1:33.429	19.044	45.161	29.224	259.8	41:17.350	5	2	1:59.306 B	18.908	53.547	46.851	260.4	40:32.557
6	3	1:33.286	19.038	45.478	28.770	260.4	42:50.636								
7	3	1:33.408	18.819	45.662	28.927	259.2	44:24.044								
8	3	1:33.296	18.776	45.376	29.144	259.8	45:57.340								
9	3	1:51.694 B	18.926	50.360	42.408	259.2	47:49.034								
41		Greaves Motorsport		Zytek Z11SN - Nissan		LM P2									
		1.Karim Ojeh		3.Tom Kimber-Smith											
		2.Olivier Lombard													
1	3	42:29.224	...	49.009	31.189		42:29.224	1	1	33:21.260	...	48.149	28.794		33:21.260
2	3	1:31.888	18.989	44.529	28.370	257.4	44:01.112	2	1	1:32.506	18.794	45.015	28.697	256.8	34:53.766
3	3	1:31.800	18.745	44.482	28.573	260.4	45:32.912	3	1	1:32.347	18.568	44.869	28.910	259.2	36:26.113
4	3	1:32.253	18.795	44.770	28.688	261.0	47:05.165	4	1	1:42.701	18.963	54.509	29.229	260.4	38:08.814
5	3	1:59.095 B	21.081	52.736	45.278	261.0	49:04.260	5	1	1:32.678	18.655	45.206	28.817	259.8	39:41.492
								6	1	1:32.847	18.675	45.019	29.153	261.0	41:14.339
								7	1	2:06.547 B	21.943	56.650	47.954	256.2	43:20.886
42		Strakka Racing		HPD ARX - 01d		LM P2									
		1.Nick Leventis		3.Jonny Kane											
		2.Danny Watts													
1	2	37:12.068	...	59.993	30.287		37:12.068								
2	2	1:32.344	18.913	44.732	28.699	261.0	38:44.412								
3	2	1:32.072	18.667	45.059	28.346	261.0	40:16.484								
4	2	2:27.417 B	23.946	1:05.555	57.916	262.3	42:43.901								
43		RLR Msport		MG Lola EX265 - Judd		LM P2									
		1.Barry Gates		3.Warren Hughes											
		2.Rob Garofall													
1	3	33:32.047	...	50.553	29.990		33:32.047								
2	3	1:34.066	19.398	45.509	29.159	250.4	35:06.113								
3	3	1:34.325	19.216	45.545	29.564	249.8	36:40.438								
4	3	1:34.124	19.087	45.527	29.510	249.8	38:14.562								
5	3	1:43.563	22.092	50.646	30.825	226.7	39:58.125								
6	3	1:47.003 B	19.110	45.358	42.535	249.8	41:45.128								
44		Extreme Limite AM Paris		Norma M200P - Judd		LM P2									
		1.Fabien Rosier		3.Pedro Mello-Breyner											
		2.Manuel Mello-Breyner													
1	1	31:48.895	...	49.143	29.595		31:48.895								
2	1	1:34.168	19.239	45.784	29.145	259.2	33:23.063								
3	1	1:34.282	19.229	45.936	29.117	261.7	34:57.345								
4	1	2:02.106 B	19.113	53.599	49.394	261.7	36:59.451								
5	1	5:34.176	4:02.838	52.657	38.681		42:33.627								
6	1	1:34.953	19.382	46.106	29.465	259.2	44:08.580								
7	1	1:35.148	19.077	46.448	29.623	259.8	45:43.728								
8	1	1:35.375	19.385	46.201	29.789	259.8	47:19.103								
9	1	2:11.377 B	24.183	57.387	49.807	204.4	49:30.480								
45		Boutsen Energy Racing		Oreca 03 - Nissan		LM P2									

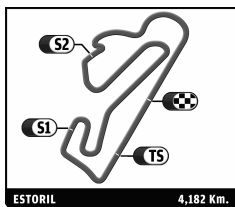


LE MANS SERIES 6 HOURS OF ESTORIL Qualifying Practice

Sector Analysis

■ Personal Best ■ Session Best B Crossing the finish line in pit lane

Lap	D	Time	Sector 1	Sector 2	Sector 3	T. Spd	Elapsed	Lap	D	Time	Sector 1	Sector 2	Sector 3	T. Spd	Elapsed
61	AF Corse Ferrari F430 1. Piergiuseppe Perazzini LM GTE Am 2. Marco Cioci														
	1	2	4:05.472	2:35.955	55.878	33.639		4:05.472							
	2	2	1:41.088	20.818	48.837	31.433	250.4	5:46.560							
	3	2	1:40.752	20.683	48.691	31.378	251.5	7:27.312							
	4	2	1:40.558	20.425	48.617	31.516	250.9	9:07.870							
	5	2	1:58.643	21.042	1:03.685	33.916	250.4	11:06.513							
	6	2	1:41.343	20.631	48.973	31.739	249.8	12:47.856							
	7	2	1:57.601 B	21.563	54.180	41.858	246.4	14:45.457							
66	JMW Motorsport Ferrari F458 Italia 1. Rob Bell LM GTE Pro 2. James Walker														
	1	1	13:20.662	...	49.647	31.224		13:20.662							
	2	1	1:39.469	20.427	48.043	30.999	248.1	15:00.131							
	3	1	1:39.176	20.280	48.004	30.892	248.7	16:39.307							
	4	1	2:07.413 B	21.919	59.208	46.286	249.8	18:46.720							
67	IMSA Performance Matmut Porsche 911 RSR (997) 1. Nicolas Armindo LM GTE Am 2. Raymond Narac														
	1	1	2:00.619	39.775	49.524	31.320		2:00.619							
	2	1	1:40.778	20.317	49.117	31.344	253.2	3:41.397							
	3	1	1:40.014	20.472	48.227	31.315	255.0	5:21.411							
	4	1	1:55.119 B	20.681	52.071	42.367	255.6	7:16.530							
	5	1	8:36.951	7:14.363	50.459	32.129		15:53.481							
71	AF Corse Ferrari F458 Italia 1. Jaime Melo LM GTE Pro 2. Toni Vilander														
	1	1	7:06.434	5:41.667	52.893	31.874		7:06.434							
	2	1	1:41.931	20.491	49.186	32.254	247.6	8:48.365							
	3	1	1:40.647	20.420	48.721	31.506	248.7	10:29.012							
	4	1	1:40.390	20.262	48.622	31.506	249.8	12:09.402							
	5	1	1:47.454	22.781	52.879	31.794	216.0	13:56.856							
	6	1	1:40.596	20.309	48.946	31.341	249.2	15:37.452							
	7	1	1:52.992 B	21.776	53.003	38.213	224.8	17:30.444							
75	Prospeed Competition Porsche 911 RSR (997) 1. Marc Goossens LM GTE Pro 2. Marco Holzer														
	1	2	5:17.041	3:46.647	54.198	36.196		5:17.041							
	2	2	1:39.526	20.467	48.082	30.977	252.7	6:56.567							
	3	2	1:40.061	20.578	48.373	31.110	253.8	8:36.628							
	4	2	1:40.118	20.554	48.320	31.244	253.2	10:16.746							
	5	2	1:50.624 B	22.340	50.454	37.830	241.1	12:07.370							
76	IMSA Performance Matmut Porsche 911 RSR (997) 1. Patrick Pilet LM GTE Pro 2. Wolf Henzler														
	1	1	7:35.664	6:05.025	56.691	33.948		7:35.664							
	2	1	1:39.964	20.442	48.538	30.984	253.2	9:15.628							
	3	1	1:40.019	20.426	48.618	30.975	253.2	10:55.647							
	4	1	1:49.965 B	20.575	49.587	39.803	252.1	12:45.612							
	5	1	3:29.963	2:04.340	52.091	33.532		16:15.575							
	6	1	1:40.128	20.685	48.409	31.034	251.5	17:55.703							
	7	1	1:42.996	20.526	50.277	32.193	251.5	19:38.699							
77	Team Felbermayr - Proton Porsche 911 RSR (997) 1. Marc Lieb LM GTE Pro 2. Richard Lietz														
	1	2	11:12.290	9:50.961	49.670	31.659		11:12.290							
	2	2	1:39.571	20.264	48.207	31.100	256.8	12:51.861							
	3	2	1:39.374	20.373	48.054	30.947	257.4	14:31.235							
	4	2	1:39.846	20.335	48.306	31.205	256.2	16:11.081							
79	Jota Aston Martin Vantage 1. Simon Dolan LM GTE Pro 2. Sam Hancock														
	1	2	11:48.944	...	56.281	33.251		11:48.944							
	2	2	1:47.501	20.891	52.825	33.785	247.6	13:36.445							
	3	2	1:40.663	20.953	48.693	31.017	247.6	15:17.108							
	4	2	1:40.417	20.810	48.599	31.008	249.2	16:57.525							
82	CRS Racing Ferrari F430 1. Klaas Hummel LM GTE Am 2. Adam Christodoulou														
	1	3	8:00.134	6:35.081	52.936	32.117		8:00.134							
	2	3	1:41.773	20.667	49.315	31.791	250.4	9:41.907							
	3	3	1:40.924	20.541	48.761	31.622	250.9	11:22.831							
	4	3	1:40.955	20.400	48.906	31.649	252.1	13:03.786							
	5	3	1:40.777	20.402	48.856	31.519	251.5	14:44.563							
88	Team Felbermayr - Proton Porsche 911 RSR (997) 1. Christian Ried LM GTE Am 2. Horst Felbermayr Jr.														
	1	1	11:18.058	9:54.866	51.349	31.843		11:18.058							
	2	1	1:42.219	21.203	49.367	31.649	255.6	13:00.277							
	3	1	1:42.107	21.023	49.359	31.725	255.0	14:42.384							
89	Hankook Team Farnbacher Ferrari F458 Italia 1. Dominik Farnbacher LM GTE Pro 2. Allan Simonsen														
	1	1	12:06.476	...	54.135	32.210		12:06.476							
	2	1	1:39.851	20.363	48.576	30.912	247.0	13:46.327							
	3	1	1:39.749	20.368	48.339	31.042	247.6	15:26.076							
	4	1	1:39.998	20.317	48.568	31.113	247.6	17:06.074							
90	JMB Racing Ferrari F458 Italia 1. Soheil Ayari LM GTE Pro 2. Manuel Rodrigues														
	1	1	7:51.620	6:27.802	51.595	32.223		7:51.620							
	2	1	1:42.230	20.592	49.877	31.761	250.9	9:33.850							
	3	1	1:42.791	20.892	49.750	32.149	250.4	11:16.641							
	4	1	1:41.334	20.656	49.289	31.389	252.1	12:57.975							
	5	1	1:40.746	20.615	48.928	31.203	252.1	14:38.721							
	6	1	1:40.885	20.482	48.923	31.480	251.5	16:19.606							
	7	1	1:40.852	20.508	48.968	31.376	252.7	18:00.458							
92	Neil Gamer Motorsport Formula Le Mans - Oreca - 09 1. John Hartshorne FLM 2. Tor Graves														
	1	3	32:51.220	...	52.318	30.735		32:51.220							



LE MANS SERIES 6 HOURS OF ESTORIL

Qualifying Practice

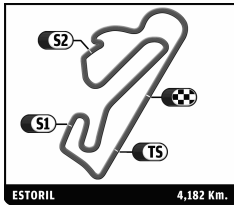
Sector Analysis

Lap	D	Time	Sector 1	Sector 2	Sector 3	T. Spd	Elapsed	Lap	D	Time	Sector 1	Sector 2	Sector 3	T. Spd	Elapsed
2	3	1:38.399	20.268	47.079	31.052	253.8	34:29.619								
3	3	1:36.044	19.721	46.590	29.733	256.8	36:05.663								
4	3	1:36.725	19.658	47.173	29.894	256.8	37:42.388								
5	3	2:23.922	19.558	1:34.021	30.343	255.6	40:06.310								
6	3	1:36.763	19.720	46.984	30.059	256.2	41:43.073								
7	3	1:46.171 B	19.638	46.949	39.584	255.6	43:29.244								
8	3	2:50.957	1:33.425	47.225	30.307		46:20.201								
9	3	1:38.402	19.668	48.321	30.413	255.0	47:58.603								
10	3	1:36.786	19.687	46.899	30.200	255.0	49:35.389								

■ Personal Best ■ Session Best **B** Crossing the finish line in pit lane

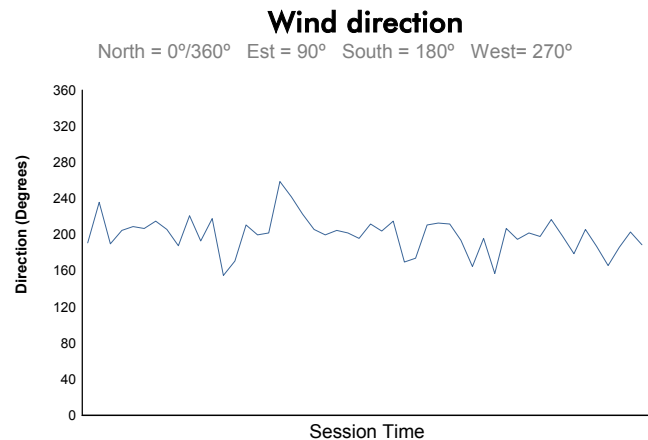
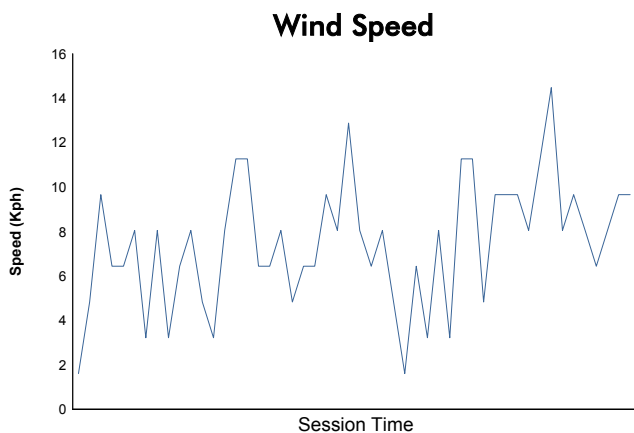
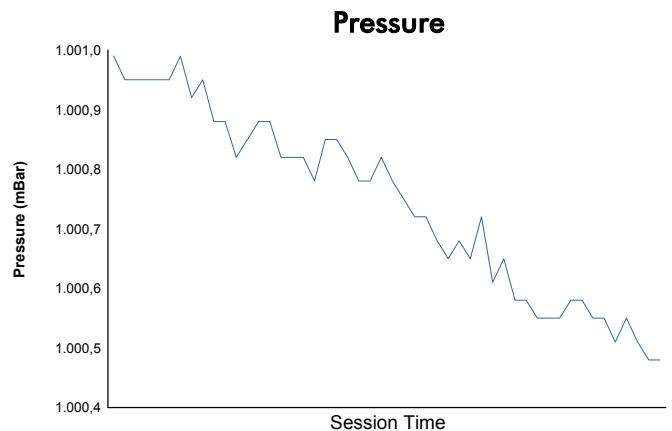
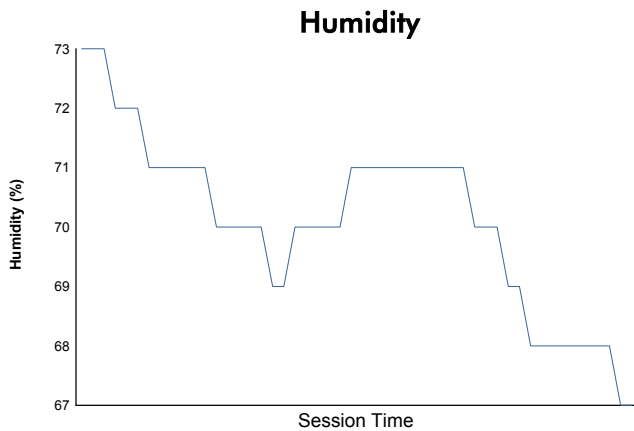
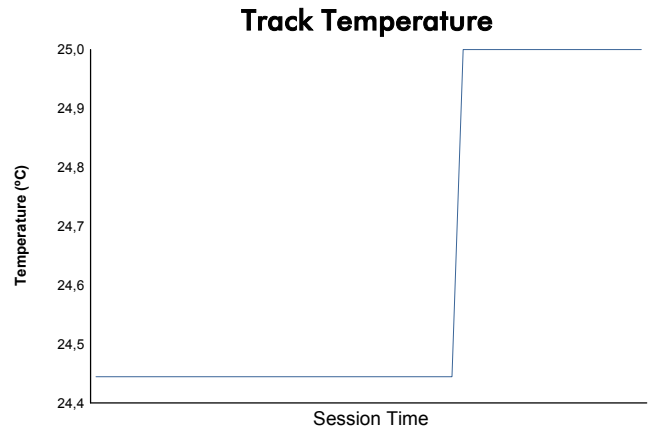
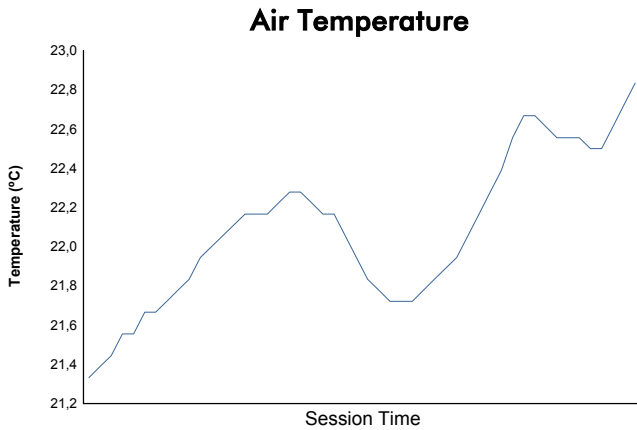
95		Pegasus Racing		Formula Le Mans - Oreca - 09			
		1. Mirco Schultis		3. Julien Schell			
		2. Patrick Simon		FLM			
1	2	34:26.606	...	49.415	30.552	34:26.606	
2	2	1:37.474	20.073	47.178	30.223	255.0	36:04.080
3	2	1:57.459 B	20.085	55.085	42.289	254.4	38:01.539
4	2	5:14.787	3:56.239	48.092	30.456		43:16.326
5	2	1:41.471	20.586	50.210	30.675	253.2	44:57.797
6	2	1:37.996	20.232	47.552	30.212	254.4	46:35.793
7	2	1:37.892	20.012	47.341	30.539	255.0	48:13.685
8	2	1:53.322 B	22.898	50.283	40.141	191.2	50:07.007

99		JMB Racing		Formula Le Mans - Oreca - 09			
		1. Peter Kutemann		FLM			
		2. Nicolas Marroc					
1	2	36:09.485	...	54.294	31.109	36:09.485	
2	2	1:38.041	20.045	47.966	30.030	251.5	37:47.526
3	2	1:37.408	19.853	47.137	30.418	252.1	39:24.934
4	2	1:36.987	19.931	47.043	30.013	252.7	41:01.921
5	2	1:36.480	19.720	46.737	30.023	252.7	42:38.401
6	2	1:36.958	19.694	47.063	30.201	253.2	44:15.359
7	2	1:37.214	19.745	47.388	30.081	253.2	45:52.573
8	2	1:49.214	22.032	56.084	31.098	252.7	47:41.787
9	2	1:37.261	19.870	47.085	30.306	252.1	49:19.048
10	2	1:54.536 B	19.794	47.033	47.709	252.7	51:13.584

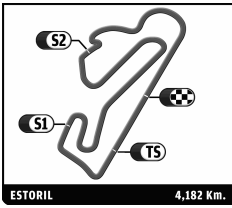


Computerised results and timing service

6 HOURS OF ESTORIL LE MANS SERIES Qualifying Practice Weather Report



Track Status: **DRY**



LE MANS SERIES
6 HOURS OF ESTORIL
 Free Practice 3
 Provisional Classification

Nr.	Team	Drivers	Car	Cl	Ty	Time	Lap	Total	Gap	Kph
1	12 Rebellion Racing	N. Jani / N. Prost	Lola B10/60 Coupé - Toyota	LM P1	M	1:30.034	28	34	-	167.2
2	16 Pescarolo Team	E. Collard / C. Tinseau / J. Jousse	Pescarolo - Judd	LM P1	M	1:30.703	25	27	+0.669	166.0
3	46 TDS Racing	M. Beche / P. Thiriet / J. Firth	Oreca 03 - Nissan	LM P2	M	1:31.693	13	31	+1.659	164.2
4	13 Rebellion Racing	A. Belicchi / J. Boullion	Lola B10/60 Coupé - Toyota	LM P1	M	1:31.968	16	27	+1.934	163.7
5	41 Greaves Motorsport	K. Ojeh / O. Lombard / T. Kimber-Smith	Zytek Z11SN - Nissan	LM P2	D	1:32.365	12	31	+2.331	163.0
6	45 Boutsen Energy Racing	D. Kraihamer / T. Ebbesvik	Oreca 03 - Nissan	LM P2	D	1:32.480	15	30	+2.446	162.8
7	42 Sirakka Racing	N. Leventis / D. Watts / J. Kane	HPD ARX - 01d	LM P2	M	1:32.750	21	27	+2.716	162.3
8	40 Race Performance	M. Frey / R. Meichtry / J. Hirschi	Oreca 03 - Judd	LM P2	D	1:33.967	10	33	+3.933	160.2
9	39 Pecom Racing	L. Perez Companc / M. Russo / P. Kaffer	Lola B11/40 - Judd	LM P2	M	1:34.604	22	33	+4.570	159.1
10	43 RLR Msport	B. Gates / R. Garofall / W. Hughes	MG Lola EX265 - Judd	LM P2	D	1:34.891	13	32	+4.857	158.7
11	44 Extreme Limite AM Paris	F. Rosier / M. Mello-Breyner / P. Mello-Breyner	Norma M200P - Judd	LM P2	D	1:36.652	3	22	+6.618	155.8
12	99 JMB Racing	P. Kutemann / N. Marroc	Formula Le Mans - Oreca - 09	FLM	M	1:36.734	5	32	+6.700	155.6
13	92 Neil Garner Motorsport	J. Hartshorne / T. Graves / A. Kapadia	Formula Le Mans - Oreca - 09	FLM	M	1:37.261	27	27	+7.227	154.8
14	95 Pegasus Racing	M. Schultis / P. Simon / J. Schell	Formula Le Mans - Oreca - 09	FLM	M	1:37.896	22	27	+7.862	153.8
15	67 IMSA Performance Matmut	N. Armindo / R. Narac	Porsche 911 RSR (997)	LM GTE Am	M	1:39.493	10	32	+9.459	151.3
16	77 Team Felbermayr - Proton	M. Lieb / R. Lietz	Porsche 911 RSR (997)	LM GTE Pro	M	1:39.618	26	30	+9.584	151.1
17	66 JMW Motorsport	R. Bell / J. Walker	Ferrari F458 Italia	LM GTE Pro	D	1:39.625	22	28	+9.591	151.1
18	75 Prospeed Competition	M. Goossens / M. Holzer	Porsche 911 RSR (997)	LM GTE Pro	M	1:39.864	16	30	+9.830	150.8
19	76 IMSA Performance Matmut	P. Pilet / W. Herzler	Porsche 911 RSR (997)	LM GTE Pro	M	1:39.937	23	28	+9.903	150.6
20	89 Hankook Team Farnbacher	D. Farnbacher / A. Simonsen	Ferrari F458 Italia	LM GTE Pro	H	1:40.379	10	24	+10.345	150.0
21	71 AF Corse	J. Melo / T. Vilander	Ferrari F458 Italia	LM GTE Pro	M	1:40.382	16	27	+10.348	150.0
22	51 AF Corse	G. Fisichella / G. Bruni	Ferrari F458 Italia	LM GTE Pro	M	1:40.520	9	10	+10.486	149.8
23	79 Jota	S. Dolan / S. Hancock	Aston Martin Vantage	LM GTE Pro	D	1:40.580	26	28	+10.546	149.7
24	90 JMB Racing	S. Ayari / M. Rodrigues / P. Ballay	Ferrari F458 Italia	LM GTE Pro	D	1:40.642	10	31	+10.608	149.6
25	61 AF Corse	P. Perazzini / M. Cioci / S. Lemeret	Ferrari F430	LM GTE Am	M	1:42.101	20	27	+12.067	147.5
26	82 CRS Racing	K. Hummel / A. Christodoulou / P. Quaife	Ferrari F430	LM GTE Am	M	1:42.402	17	29	+12.368	147.0
27	88 Team Felbermayr - Proton	C. Ried / H. Felbermayr Jr.	Porsche 911 RSR (997)	LM GTE Am	M	1:42.766	20	26	+12.732	146.5

Fastest Lap	Lap 28	Neel Jani	1:30.034	167.2 Kph
--------------------	--------	-----------	-----------------	-----------

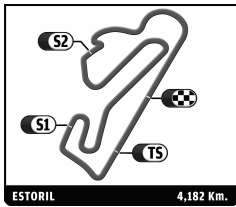
Published at:

Track Status:

DRY

Race Director:

Timekeeper:



LE MANS SERIES

6 HOURS OF ESTORIL

Free Practice 3

Provisional Classification by Class

Nr.	Team	Drivers	Car	Ty	Time	Lap	Total	Gap	Kph
LM P1									
1	12 Rebellion Racing	N. Jani / N. Prost	Lola B10/60 Coupé - Toyota	M	1:30.034	28	34		167.2
2	16 Pescarolo Team	E. Collard / C. Tinseau / J. Jousse	Pescarolo - Judd	M	1:30.703	25	27	+0.669 +0.669	166.0
3	13 Rebellion Racing	A. Belicchi / J. Boullion	Lola B10/60 Coupé - Toyota	M	1:31.968	16	27	+1.934 +1.265	163.7
LM P2									
1	46 TDS Racing	M. Beche / P. Thiriet / J. Firth	Oreca 03 - Nissan	M	1:31.693	13	31		164.2
2	41 Greaves Motorsport	K. Ojeh / O. Lombard / T. Kimber-Smith	Zytek Z11SN - Nissan	D	1:32.365	12	31	+0.672 +0.672	163.0
3	45 Boutsen Energy Racing	D. Kraihamer / T. Ebbesvik	Oreca 03 - Nissan	D	1:32.480	15	30	+0.787 +0.115	162.8
4	42 Strakka Racing	N. Leventis / D. Watts / J. Kane	HPD ARX - 01d	M	1:32.750	21	27	+1.057 +0.270	162.3
5	40 Race Performance	M. Frey / R. Meichtry / J. Hirschi	Oreca 03 - Judd	D	1:33.967	10	33	+2.274 +1.217	160.2
6	39 Pecom Racing	L. Perez Compagnon / M. Russo / P. Kaffer	Lola B11/40 - Judd	M	1:34.604	22	33	+2.911 +0.637	159.1
7	43 RLR Msport	B. Gates / R. Garofalo / W. Hughes	MG Lola EX265 - Judd	D	1:34.891	13	32	+3.198 +0.287	158.7
8	44 Extreme Limite AM Paris	F. Rosier / M. Mello-Breyner / P. Mello-Breyner	Norma M200P - Judd	D	1:36.652	3	22	+4.959 +1.761	155.8
LM GTE Pro									
1	77 Team Felbermayr - Proton	M. Lieb / R. Lietz	Porsche 911 RSR (997)	M	1:39.618	26	30		151.1
2	66 JMW Motorsport	R. Bell / J. Walker	Ferrari F458 Italia	D	1:39.625	22	28	+0.007 +0.007	151.1
3	75 Prospeed Competition	M. Goossens / M. Holzer	Porsche 911 RSR (997)	M	1:39.864	16	30	+0.246 +0.239	150.8
4	76 IMSA Performance Matmut	P. Pilet / W. HENZLER	Porsche 911 RSR (997)	M	1:39.937	23	28	+0.319 +0.073	150.6
5	89 Hankook Team Farnbacher	D. Farnbacher / A. Simonsen	Ferrari F458 Italia	H	1:40.379	10	24	+0.761 +0.442	150.0
6	71 AF Corse	J. Melo / T. Vilander	Ferrari F458 Italia	M	1:40.382	16	27	+0.764 +0.003	150.0
7	51 AF Corse	G. Fisichella / G. Bruni	Ferrari F458 Italia	M	1:40.520	9	10	+0.902 +0.138	149.8
8	79 Jota	S. Dolan / S. Hancock	Aston Martin Vantage	D	1:40.580	26	28	+0.962 +0.060	149.7
9	90 JMB Racing	S. Ayari / M. Rodrigues / P. Bailly	Ferrari F458 Italia	D	1:40.642	10	31	+1.024 +0.062	149.6
LM GTE Am									
1	67 IMSA Performance Matmut	N. Armindo / R. Narac	Porsche 911 RSR (997)	M	1:39.493	10	32		151.3
2	61 AF Corse	P. Perazzini / M. Cioci / S. Lemeret	Ferrari F430	M	1:42.101	20	27	+2.608 +2.608	147.5
3	82 CRS Racing	K. Hummel / A. Christodoulou / P. Quaife	Ferrari F430	M	1:42.402	17	29	+2.909 +0.301	147.0
4	88 Team Felbermayr - Proton	C. Ried / H. Felbermayr Jr.	Porsche 911 RSR (997)	M	1:42.766	20	26	+3.273 +0.364	146.5
FLM									
1	99 JMB Racing	P. KUTEMANN / N. Marroc	Formula Le Mans - Oreca - 09	M	1:36.734	5	32		155.6
2	92 Neil Garner Motorsport	J. Hartshorne / T. Graves / A. Kapadia	Formula Le Mans - Oreca - 09	M	1:37.261	27	27	+0.527 +0.527	154.8
3	95 Pegasus Racing	M. Schultis / P. Simon / J. Schell	Formula Le Mans - Oreca - 09	M	1:37.896	22	27	+1.162 +0.635	153.8

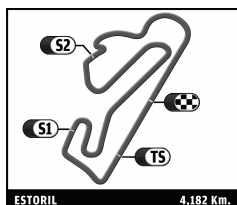
Published at:

Track Status:

DRY

Race Director:

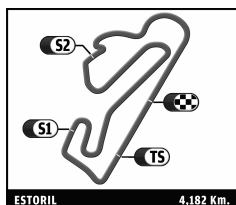
Timekeeper:



LE MANS SERIES
6 HOURS OF ESTORIL
 Free Practice 3

Best Sector Times

SECTOR 1			SECTOR 2			SECTOR 3			Pos	Team	Ideal Lap	Best Lap
Pos	Driver	Time	Driver	Time	Driver	Time						
1	12 N.Jani	18.288	12 N.Jani	43.615	16 J.Jousse	27.861	1	12 Rebellion Racing	1'29.992	1:30.034	(1)	
2	13 A.Belicchi	18.472	16 J.Jousse	44.137	12 N.Jani	28.089	2	16 Pescarolo Team	1'30.508	1:30.703	(2)	
3	16 J.Jousse	18.510	13 J.Boullion	44.330	41 T.Kimber-Smith	28.350	3	46 TDS Racing	1'31.397	1:31.693	(3)	
4	46 M.Beche	18.591	46 M.Beche	44.357	46 M.Beche	28.449	4	13 Rebellion Racing	1'31.698	1:31.968	(4)	
5	45 T.Ebbesvik	18.786	41 T.Kimber-Smith	44.714	45 T.Ebbesvik	28.520	5	41 Greaves Motorsport	1'31.957	1:32.365	(5)	
6	41 O.Lombard	18.893	45 T.Ebbesvik	44.907	42 D.Watts	28.693	6	45 Boutsen Energy Racing	1'32.213	1:32.480	(6)	
7	42 J.Kane	18.926	42 J.Kane	44.976	13 J.Boullion	28.896	7	42 Strakka Racing	1'32.595	1:32.750	(7)	
8	40 R.Meichtry	19.011	43 W.Hughes	45.403	40 R.Meichtry	29.037	8	40 Race Performance	1'33.809	1:33.967	(8)	
9	39 P.Kaffer	19.081	40 R.Meichtry	45.761	39 P.Kaffer	29.334	9	43 RLR Msport	1'34.270	1:34.891	(10)	
10	43 W.Hughes	19.383	39 P.Kaffer	45.877	43 R.Garofall	29.484	10	39 Pecom Racing	1'34.292	1:34.604	(9)	
11	44 F.Rosier	19.503	44 F.Rosier	46.604	44 F.Rosier	29.739	11	44 Extreme Limite AM Paris	1'35.846	1:36.652	(11)	
12	99 N.Marroc	19.880	99 N.Marroc	46.848	99 N.Marroc	29.799	12	99 JMB Racing	1'36.527	1:36.734	(12)	
13	95 J.Schell	19.925	92 A.Kapadia	47.310	92 A.Kapadia	30.019	13	92 Neil Garner Motorsport	1'37.261	1:37.261	(13)	
14	92 A.Kapadia	19.932	95 J.Schell	47.339	95 J.Schell	30.418	14	95 Pegasus Racing	1'37.682	1:37.896	(14)	
15	67 N.Armando	20.245	77 R.Lietz	48.103	66 R.Bell	30.931	15	77 Team Felbermayr - Proton	1'39.457	1:39.618	(16)	
16	77 R.Lietz	20.278	67 N.Armando	48.206	89 D.Farnbacher	30.938	16	67 IMSA Performance Matmut	1'39.493	1:39.493	(15)	
17	71 J.Melo	20.345	66 R.Bell	48.230	76 P.Pilet	30.976	17	66 JMW Motorsport	1'39.625	1:39.625	(17)	
18	75 M.Holzer	20.367	75 M.Holzer	48.358	75 M.Holzer	31.017	18	75 Prospeed Competition	1'39.742	1:39.864	(18)	
19	76 P.Pilet	20.453	79 S.Hancock	48.379	67 N.Armando	31.042	19	76 IMSA Performance Matmut	1'39.911	1:39.937	(19)	
20	66 R.Bell	20.464	89 D.Farnbacher	48.447	77 R.Lietz	31.076	20	89 Hankook Team Farnbacher	1'39.939	1:40.379	(20)	
21	89 D.Farnbacher	20.554	71 T.Vilander	48.470	51 G.Bruni	31.107	21	71 AF Corse	1'39.958	1:40.382	(21)	
22	79 S.Hancock	20.625	76 P.Pilet	48.482	79 S.Hancock	31.120	22	79 Jota	1'40.124	1:40.580	(23)	
23	90 S.Ayari	20.650	51 G.Bruni	48.725	71 T.Vilander	31.143	23	51 AF Corse	1'40.520	1:40.520	(22)	
24	51 G.Bruni	20.688	90 S.Ayari	48.730	90 S.Ayari	31.180	24	90 JMB Racing	1'40.560	1:40.642	(24)	
25	61 M.Cioci	20.760	61 M.Cioci	49.455	82 P.Quaife	31.717	25	61 AF Corse	1'41.961	1:42.101	(25)	
26	82 P.Quaife	20.980	82 P.Quaife	49.494	61 M.Cioci	31.746	26	82 CRS Racing	1'42.191	1:42.402	(26)	
27	88 H.Felbermayr Jr.	20.988	88 H.Felbermayr Jr.	49.497	88 C.Ried	31.862	27	88 Team Felbermayr - Proton	1'42.347	1:42.766	(27)	

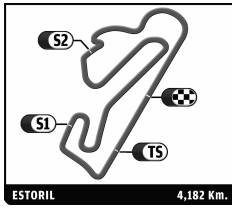


LE MANS SERIES 6 HOURS OF ESTORIL

Free Practice 3

Best Top Speeds

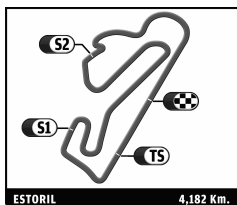
Team	Car	Class	Top Speed Driver	Top 1		Top 2		Top 3		Top 4		Top 5		Avg	
				Kph	Lap	Kph	Lap	Kph	Lap	Kph	Lap	Kph	Lap		
16	Pescarolo Team	Pescarolo - Judd	LM P1	J. Jousse	281.0	22	278.2	3	278.2	5	277.5	27	276.8	25	278,3
12	Rebellion Racing	Lola B10/60 Coupé - Toyota	LM P1	N. Prost	278.9	11	278.2	14	278.2	16	277.5	12	276.8	8	277,9
13	Rebellion Racing	Lola B10/60 Coupé - Toyota	LM P1	J. Boullion	276.1	11	275.4	27	274.7	23	274.7	6	274.0	25	275,0
40	Race Performance	Oreca 03 - Judd	LM P2	J. Hirschi	270.0	20	269.3	10	268.7	12	268.7	11	268.7	19	269,1
41	Greaves Motorsport	Zytek Z11SN - Nissan	LM P2	T. Kimber-Smith	266.7	4	265.4	31	264.8	3	264.8	5	264.8	19	265,3
42	Strakka Racing	HPD ARX - 01d	LM P2	J. Kane	266.1	6	265.4	5	264.8	21	264.8	3	264.8	22	265,2
44	Extreme Limite AM Paris	Norma M200P - Judd	LM P2	F. Rosier	266.1	4	263.5	14	262.3	6	261.7	8	261.7	10	263,1
45	Boutsen Energy Racing	Oreca 03 - Nissan	LM P2	T. Ebbesvik	265.4	15	265.4	17	265.4	11	265.4	8	265.4	5	265,4
46	TDS Racing	Oreca 03 - Nissan	LM P2	M. Beche	264.8	11	264.8	4	263.5	8	263.5	9	263.5	5	264,0
95	Pegasus Racing	Formula Le Mans - Oreca - 09	FLM	P. Simon	262.3	5	261.7	22	260.4	24	260.4	23	259.8	25	260,9
39	Pecom Racing	Lola B11/40 - Judd	LM P2	P. Kaffer	260.4	27	258.6	28	257.4	32	257.4	21	257.4	24	258,2
99	JMB Racing	Formula Le Mans - Oreca - 09	FLM	N. Marroc	259.8	7	258.0	6	257.4	4	256.8	5	255.6	11	257,5
92	Neil Garner Motorsport	Formula Le Mans - Oreca - 09	FLM	T. Graves	259.2	12	257.4	8	256.8	11	256.2	27	255.6	7	257,0
67	IMSA Performance Matmut	Porsche 911 RSR (997)	LM GTE Am	N. Armindo	258.0	12	257.4	32	257.4	13	257.4	11	257.4	10	257,5
77	Team Felbermayr - Proton	Porsche 911 RSR (997)	LM GTE Pro	M. Lieb	258.0	7	258.0	28	258.0	11	258.0	5	258.0	9	258,0
75	Prospeed Competition	Porsche 911 RSR (997)	LM GTE Pro	M. Holzer	257.4	5	257.4	11	256.2	4	255.6	14	255.6	6	256,4
76	IMSA Performance Matmut	Porsche 911 RSR (997)	LM GTE Pro	W. Henzler	256.8	11	256.2	15	256.2	17	255.6	25	255.6	24	256,1
43	RLR Msport	MG Lola EX265 - Judd	LM P2	R. Garofall	256.2	5	254.4	2	253.8	11	253.8	22	253.8	10	254,4
71	AF Corse	Ferrari F458 Italia	LM GTE Pro	J. Melo	255.6	10	254.4	6	254.4	7	253.8	4	253.8	8	254,4
51	AF Corse	Ferrari F458 Italia	LM GTE Pro	G. Fisichella	255.6	5	252.1	10	252.1	9	250.9	8	250.4	4	252,2
88	Team Felbermayr - Proton	Porsche 911 RSR (997)	LM GTE Am	H. Felbermayr Jr.	255.0	21	255.0	12	255.0	19	255.0	4	254.4	26	254,9
90	JMB Racing	Ferrari F458 Italia	LM GTE Pro	S. Ayari	255.0	6	254.4	10	254.4	12	254.4	5	254.4	11	254,5
61	AF Corse	Ferrari F430	LM GTE Am	M. Cioci	254.4	18	252.1	17	252.1	19	251.5	20	251.5	10	252,3
89	Hankook Team Farnbacher	Ferrari F458 Italia	LM GTE Pro	D. Farnbacher	253.8	14	252.7	3	252.7	20	252.1	16	252.1	4	252,7
79	Jota	Aston Martin Vantage	LM GTE Pro	S. Dolan	253.8	3	253.8	4	253.2	27	251.5	15	251.5	17	252,8
82	CRS Racing	Ferrari F430	LM GTE Am	P. Quaife	252.7	18	251.5	20	250.9	17	250.9	19	250.4	29	251,3
66	JMW Motorsport	Ferrari F458 Italia	LM GTE Pro	R. Bell	252.1	23	252.1	14	251.5	10	251.5	9	251.5	11	251,7



LE MANS SERIES
6 HOURS OF ESTORIL
After Free Practice 3

Event maximum speed

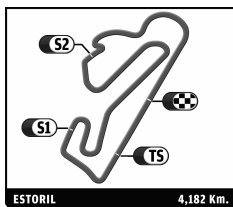
Team	Car	Class	Driver	Top Speed	Lap	Session
12 Rebellion Racing	Lola B10/60 Coupé - Toyota	LM P1	Nicolas Prost	283.9	6	Free Practice 1
16 Pescarolo Team	Pescarolo - Judd	LM P1	Emmanuel Collard	281.0	9	Free Practice 1
13 Rebellion Racing	Lola B10/60 Coupé - Toyota	LM P1	Jean Christophe Boullion	277.5	13	Free Practice 2
40 Race Performance	Oreca 03 - Judd	LM P2	Jonathan Hirschi	274.0	19	Free Practice 1
44 Extreme Limite AM Paris	Norma M200P - Judd	LM P2	Fabien Rosier	270.7	4	Free Practice 1
42 Strakka Racing	HPD ARX - 01d	LM P2	Danny Watts	269.3	14	Free Practice 2
41 Greaves Motorsport	Zytek Z11SN - Nissan	LM P2	Olivier Lombard	268.7	11	Free Practice 1
45 Boutsen Energy Racing	Oreca 03 - Nissan	LM P2	Dominik Kraihamer	267.4	5	Free Practice 1
46 TDS Racing	Oreca 03 - Nissan	LM P2	Jody Firth	267.4	6	Free Practice 1
92 Neil Garner Motorsport	Formula Le Mans - Oreca - 09	FLM	Alex Kapadia	266.1	7	Free Practice 1
39 Pecom Racing	Lola B11/40 - Judd	LM P2	Pierre Kaffer	264.8	4	Free Practice 1
95 Pegasus Racing	Formula Le Mans - Oreca - 09	FLM	Patrick Simon	262.9	5	Free Practice 1
99 JMB Racing	Formula Le Mans - Oreca - 09	FLM	Nicolas Marroc	262.3	7	Free Practice 1
67 IMSA Performance Matmut	Porsche 911 RSR (997)	LM GTE Am	Nicolas Armindo	261.0	13	Free Practice 1
77 Team Felbermayr - Proton	Porsche 911 RSR (997)	LM GTE Pro	Richard Lietz	261.0	4	Free Practice 1
76 IMSA Performance Matmut	Porsche 911 RSR (997)	LM GTE Pro	Patrick Pilet	260.4	13	Free Practice 2
43 RLR Msport	MG Lola EX265 - Judd	LM P2	Warren Hughes	259.2	4	Free Practice 1
88 Team Felbermayr - Proton	Porsche 911 RSR (997)	LM GTE Am	Christian Ried	259.2	11	Free Practice 1
75 Prospeed Competition	Porsche 911 RSR (997)	LM GTE Pro	Marco Holzer	258.0	22	Free Practice 2
90 JMB Racing	Ferrari F458 Italia	LM GTE Pro	Soheil Ayari	258.0	5	Free Practice 1
89 Hankook Team Farnbacher	Ferrari F458 Italia	LM GTE Pro	Dominik Farnbacher	257.4	12	Free Practice 1
66 JMW Motorsport	Ferrari F458 Italia	LM GTE Pro	Rob Bell	256.8	8	Free Practice 1
71 AF Corse	Ferrari F458 Italia	LM GTE Pro	Jaime Melo	256.8	6	Free Practice 1
82 CRS Racing	Ferrari F430	LM GTE Am	Adam Christodoulou	256.2	7	Free Practice 1
51 AF Corse	Ferrari F458 Italia	LM GTE Pro	Giancarlo Fisichella	255.6	12	Free Practice 2
61 AF Corse	Ferrari F430	LM GTE Am	Marco Cioci	255.6	7	Free Practice 1
79 Jota	Aston Martin Vantage	LM GTE Pro	Simon Dolan	255.6	12	Free Practice 1



LE MANS SERIES
6 HOURS OF ESTORIL
Free Practice 3

Fastest Lap Sequence

Practice Time	Team	Car	Class	Driver	Time	Kph	Lap
3:22.166	46 TDS Racing	Oreca 03 - Nissan	LM P2	Mathias Beche	1:34.492	159.3	2
4:09.595	16 Pescarolo Team	Pescarolo - Judd	LM P1	Julien Jousse	1:33.268	161.4	2
5:17.106	41 Greaves Motorsport	Zytek Z11SN - Nissan	LM P2	Tom Kimber-Smith	1:33.065	161.8	3
5:41.996	16 Pescarolo Team	Pescarolo - Judd	LM P1	Julien Jousse	1:32.401	162.9	3
7:14.244	16 Pescarolo Team	Pescarolo - Judd	LM P1	Julien Jousse	1:32.248	163.2	4
10:22.851	16 Pescarolo Team	Pescarolo - Judd	LM P1	Julien Jousse	1:32.172	163.3	6
17:53.667	12 Rebellion Racing	Lola B10/60 Coupé - Toyota	LM P1	Nicolas Prost	1:31.244	165.0	10
50:46.908	12 Rebellion Racing	Lola B10/60 Coupé - Toyota	LM P1	Neel Jani	1:30.034	167.2	12

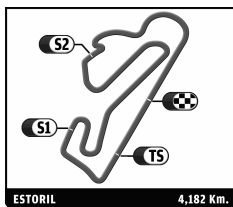


LE MANS SERIES 6 HOURS OF ESTORIL

Free Practice 3

Sector Analysis

							■ Personal Best ■ Session Best ■ Crossing the finish line in pit lane									
Lap	D	Time	Sector 1	Sector 2	Sector 3	T. Spd	Elapsed	Lap	D	Time	Sector 1	Sector 2	Sector 3	T. Spd	Elapsed	
12		Rebellion Racing					Lola B10/60 Coupé - Toyota									
		1.Neel Jani					LM P1									
		2.Nicolas Prost														
1	2	2:11.195	49.254	50.628	31.313		2:11.195	18	1	3:57.551	2:41.681	46.192	29.678		42:42.378	
2	2	1:37.602	19.943	46.431	31.228	272.0	3:48.797	19	1	1:34.119	19.031	45.220	29.868	272.7	44:16.497	
3	2	1:38.129	20.822	47.918	29.389	255.6	5:26.926	20	1	1:33.506	19.071	45.333	29.102	270.7	45:50.003	
4	2	1:34.751	19.041	46.047	29.663	274.7	7:01.677	21	1	1:44.074 B	18.936	45.646	39.492	273.3	47:34.077	
5	2	1:33.165	18.934	44.915	29.316	276.1	8:34.842	22	1	3:24.834	2:09.052	45.917	29.865		50:58.911	
6	2	1:42.387 B	18.908	44.952	38.527	270.7	10:17.229	23	1	1:40.798 B	18.969	45.201	36.628	274.7	52:39.709	
7	2	2:55.149	1:41.922	44.611	28.616		13:12.378	24	1	3:17.934	2:02.693	45.159	30.082		55:57.643	
8	2	1:32.589	18.841	44.949	28.799	276.8	14:44.967	25	1	1:32.369	18.472	44.371	29.526	274.0	57:30.012	
9	2	1:37.456	19.287	48.579	29.590	276.8	16:22.423	26	1	1:33.063	18.850	45.091	29.122	272.7	59:03.075	
10	2	1:31.244	18.470	44.352	28.422	276.1	17:53.667	27	1	1:33.483	18.800	45.506	29.177	275.4	1:00:36.558	
11	2	1:32.560	18.842	44.703	29.015	278.9	19:26.227									
12	2	1:34.562	18.893	46.241	29.428	277.5	21:00.789									
13	2	1:33.733	18.627	45.347	29.759	276.1	22:34.522									
14	2	1:33.978	19.405	44.994	29.579	278.2	24:08.500									
15	2	1:33.497	18.812	45.943	28.742	275.4	25:41.997									
16	2	1:43.750 B	18.615	46.305	38.830	278.2	27:25.747									
17	1	4:15.753	2:54.685	48.600	32.468		31:41.500									
18	1	1:31.547	18.689	44.327	28.531	274.7	33:13.047									
19	1	1:31.771	18.458	44.461	28.852	274.0	34:44.818									
20	1	1:37.034	18.904	47.629	30.501	276.8	36:21.852									
21	1	1:35.314	18.808	45.986	30.520	274.0	37:57.166									
22	1	1:32.963	18.940	44.548	29.475	275.4	39:30.129									
23	1	1:32.386	18.589	45.054	28.743	272.0	41:02.515									
24	1	1:38.498	20.270	47.005	31.223	275.4	42:41.013									
25	1	1:32.619	18.815	44.714	29.090	270.0	44:13.632									
26	1	1:41.541 B	19.161	46.789	35.591	275.4	45:55.173									
27	1	3:21.701	2:03.587	48.178	29.936		49:16.874									
28	1	1:30.034	18.330	43.615	28.089	275.4	50:46.908									
29	1	1:30.396	18.288	43.990	28.118	274.7	52:17.304									
30	1	1:37.611 B	18.599	44.659	34.353	276.1	53:54.915									
31	1	2:20.677	1:06.495	45.630	28.552		56:15.592									
32	1	1:32.536	18.480	44.126	29.930	274.7	57:48.128									
33	1	1:34.356	18.677	44.848	30.831	273.3	59:22.484									
34	1	1:31.542	18.563	44.290	28.689	272.7	1:00:54.026									
13		Rebellion Racing					Lola B10/60 Coupé - Toyota									
		1.Andrea Belicchi					LM P1									
		2.Jean Christophe Boullion														
1	2	1:58.417	37.709	50.392	30.316		1:58.417									
2	2	1:36.058	20.035	46.202	29.821	268.7	3:34.475									
3	2	1:33.471	19.119	45.160	29.192	273.3	5:07.946									
4	2	1:32.979	18.883	45.026	29.070	274.0	6:40.925									
5	2	1:32.557	18.839	44.767	28.951	274.0	8:13.482									
6	2	1:32.612	18.769	44.838	29.005	274.7	9:46.094									
7	2	1:43.356 B	19.669	47.138	36.549	274.0	11:29.450									
8	2	5:42.642	4:26.742	46.517	29.383		17:12.092									
9	2	1:32.721	18.892	44.525	29.304	272.7	18:44.813									
10	2	1:33.289	18.819	44.821	29.649	273.3	20:18.102									
11	2	1:35.892	19.083	46.653	30.156	276.1	21:53.994									
12	2	1:41.694 B	19.057	44.687	37.950	274.0	23:35.688									
13	2	8:48.679	7:30.566	48.572	29.541		32:24.367									
14	2	1:32.443	18.952	44.372	29.119	271.3	33:56.810									
15	2	1:32.573	18.792	44.843	28.938	272.0	35:29.383									
16	2	1:31.968	18.742	44.330	28.896	273.3	37:01.351									
17	2	1:43.476 B	19.287	46.193	37.996	274.0	38:44.827									
16		Pescarolo Team					Pescarolo - Judd									
		1.Emmanuel Collard					LM P1									
		2.Christophe Tinseau					3.Julien Jousse									
1	3	2:36.327	1:22.002	45.809	28.516		2:36.327									
2	3	1:33.268	19.619	45.027	28.622	275.4	4:09.595									
3	3	1:32.401	19.093	44.806	28.502	278.2	5:41.996									
4	3	1:32.248	18.701	44.626	28.921	276.8	7:14.244									
5	3	1:36.435	19.038	47.905	29.492	278.2	8:50.679									
6	3	1:32.172	18.688	44.632	28.852	275.4	10:22.851									
7	3	1:37.747 B	18.728	44.956	34.063	274.7	12:00.598									
8	3	4:50.443	3:37.040	45.103	28.300		16:51.041									
9	3	1:34.827	18.627	46.326	29.874	276.1	18:25.868									
10	3	1:32.053	19.006	44.886	28.161	270.0	19:57.921									
11	3	1:31.904	18.779	44.739	28.386	275.4	21:29.825									
12	3	1:31.799	18.691	44.840	28.268	276.1	23:01.624									
13	3	1:38.007 B	18.757	44.685	34.565	276.1	24:39.631									
14	3	5:50.296	4:36.285	45.076	28.935		30:29.927									
15	3	1:32.351	18.866	45.028	28.457	274.0	32:02.278									
16	3	1:34.833	20.424	45.890	28.519	276.1	33:37.111									
17	3	1:32.174	18.771	44.941	28.462	274.7	35:09.285									
18	3	1:32.308	18.876	45.012	28.420	274.7	36:41.593									
19	3	1:33.278	18.904	45.478	28.896	276.1	38:14.871									
20	3	1:40.809 B	18.865	45.206	36.738	275.4	39:55.680									
21	3	5:24.106	4:10.654	45.591	27.861		45:19.786									
22	3	1:33.896	18.822	44.613	30.461	281.0	46:53.682									
23	3	1:33.872	19.251	44.957	29.664	276.1	48:27.554									
24	3	1:34.811	19.873	46.503	28.435	276.8	50:02.365									
25	3	1:30.703	18.565	44.137	28.001	276.8	51:33.068									
26	3	1:31.462	18.510	44.378	28.574	276.1	53:04.530									
27	3	1:44.131 B	18.510	45.703	39.918	277.5	54:48.661									
39		Pecom Racing					Lola B11/40 - Judd									
		1.Luis Perez Companc					LM P2									
		2.Matias Russo					3.Pierre Kaffer									
1	1	2:02.115	37.053	52.512	32.550		2:02.115									
2	1	1:41.898	20.706	49.313	31.879	253.8	3:44.013									
3	1	1:38.909	20.342	47.994	30.573	256.2	5:22.922									
4	1	1:40.410	20.179	48.543	31.688	256.2	7:03.332									
5	1	1:39.544	20.080	48.560	30.904	255.6	8:42.876									
6	1	1:40.097	20.406	48.420	31.271	256.2	10:22.973									
7	1	2:18.933	20.562	50.631	1:07.740	255.0	12:41.906									
8	1	1:41.602	20.955	48.883	31.764	252.1	14:23.508									
9	1	1:41.211	20.779	48.499	31.933	254.4	16:04.719									
10	1	1:40.130	20.898	48.024	31.208	250.9	17:44.849									
11	1	1:39.651	20.366	48.009	31.276	253.8	19:24.500									
12	1	1:42.445	20.345	49.542	32.558	254.4	21:06.945									
13	1	1:40.857	20.216	49.321	31.320	254.4	22:47.802									
14	1	1:50.091 B	21.306	49.272	39.513	254.4	24:37.893									



LE MANS SERIES 6 HOURS OF ESTORIL

Free Practice 3

Sector Analysis

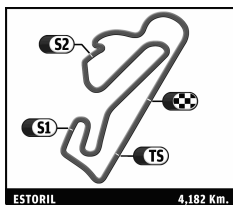
■ Personal Best
 ■ Session Best
 ■ B Crossing the finish line in pit lane

Lap	D	Time	Sector 1	Sector 2	Sector 3	T. Spd	Elapsed
15	3	4:04.710	2:39.558	51.921	33.231		28:42.603
16	3	1:38.443	20.484	47.534	30.425	252.1	30:21.046
17	3	1:38.170	20.087	47.933	30.150	255.0	31:59.216
18	3	1:48.132 B	20.717	47.485	39.930	255.6	33:47.348
19	3	4:28.993	3:03.981	51.883	33.129		38:16.341
20	3	1:35.801	19.810	46.411	29.580	255.6	39:52.142
21	3	1:34.745	19.534	45.877	29.334	257.4	41:26.887
22	3	1:34.604	19.081	46.029	29.494	256.8	43:01.491
23	3	1:36.848	19.124	47.562	30.162	255.6	44:38.339
24	3	1:41.909 B	19.250	45.980	36.679	257.4	46:20.248
25	3	2:20.151	1:00.636	49.712	29.803		48:40.399
26	3	1:37.281	19.573	48.080	29.628	256.8	50:17.680
27	3	1:35.093	19.309	46.245	29.539	260.4	51:52.773
28	3	1:36.693	19.731	46.701	30.261	258.6	53:29.466
29	3	1:38.222	20.750	47.104	30.368	256.2	55:07.688
30	3	1:35.188	19.435	46.088	29.665	255.0	56:42.876
31	3	1:35.247	19.357	46.227	29.663	255.0	58:18.123
32	3	1:35.848	19.194	46.430	30.224	257.4	59:53.971
33	3	1:47.949 B	20.405	47.717	39.827	256.8	1:01:41.920

Lap	D	Time	Sector 1	Sector 2	Sector 3	T. Spd	Elapsed
1	2	2:17.853	48.862	56.339	32.652		2:17.853
2	2	1:40.340	20.634	49.562	30.144	264.2	3:58.193
3	2	1:37.713	19.587	47.409	30.717	267.4	5:35.906
4	2	1:37.531	19.565	46.629	31.337	266.1	7:13.437
5	2	1:37.409	19.482	47.892	30.035	266.7	8:50.846
6	2	1:36.087	19.544	46.528	30.015	266.1	10:26.933
7	2	1:51.368 B	19.844	48.021	43.503	268.7	12:18.301
8	2	4:00.733	2:37.652	51.952	31.129		16:19.034
9	2	1:36.632	20.021	47.574	29.037	264.2	17:55.666
10	2	1:33.967	19.011	45.768	29.188	269.3	19:29.633
11	2	1:35.091	19.157	45.830	30.104	268.7	21:04.724
12	2	1:36.200	19.425	46.996	29.779	268.7	22:40.924
13	2	1:36.052	19.497	46.284	30.271	267.4	24:16.976
14	2	1:34.211	19.160	45.761	29.290	267.4	25:51.187
15	2	1:35.033	19.163	46.258	29.612	268.7	27:26.220
16	2	1:45.752 B	19.281	47.156	39.315	268.0	29:11.972
17	3	3:36.699	2:19.036	46.931	30.732		32:48.671
18	3	1:37.716	19.463	47.711	30.542	266.1	34:26.387
19	3	1:36.670	19.301	47.408	29.961	268.7	36:03.057
20	3	1:36.285	19.390	46.203	30.692	270.0	37:39.342
21	3	1:35.896	19.237	46.182	30.477	266.7	39:15.238
22	3	1:36.576	19.202	47.076	30.298	268.0	40:51.814
23	3	1:43.246 B	19.611	47.512	36.123	268.7	42:35.060
24	1	3:32.127	2:13.583	47.539	31.005		46:07.187
25	1	1:37.375	19.564	47.299	30.512	265.4	47:44.562
26	1	1:37.520	19.637	46.996	30.887	266.1	49:22.082
27	1	1:36.580	19.926	46.673	29.981	263.5	50:58.662
28	1	1:39.301	20.014	48.467	30.820	266.7	52:37.963
29	1	1:37.044	19.610	47.310	30.124	264.2	54:15.007
30	1	1:36.488	19.527	46.864	30.097	265.4	55:51.495
31	1	1:36.908	19.608	46.473	30.827	266.1	57:28.403
32	1	1:38.581	19.462	48.793	30.326	266.1	59:06.984
33	1	1:38.440	19.521	47.935	30.984	266.7	1:00:45.424

Lap	D	Time	Sector 1	Sector 2	Sector 3	T. Spd	Elapsed
1	3	2:06.393	48.310	48.380	29.703		2:06.393
2	3	1:37.648	19.837	47.624	30.187	262.3	3:44.041
3	3	1:33.065	19.110	45.422	28.533	264.8	5:17.106
4	3	1:34.624	19.781	45.806	29.037	266.7	6:51.730
5	3	1:37.987 B	19.023	45.223	33.741	264.8	8:29.717
6	3	3:08.960	1:53.849	46.472	28.639		11:38.677
7	3	1:33.117	18.982	44.915	29.220	264.2	13:11.794
8	3	1:32.477	18.912	44.861	28.704	262.9	14:44.271
9	3	1:40.242 B	19.145	45.517	35.580	264.2	16:24.513
10	3	3:17.800	2:03.883	45.567	28.350		19:42.313
11	3	1:34.024	18.993	45.480	29.551	263.5	21:16.337
12	3	1:32.365	18.997	44.714	28.654	263.5	22:48.702
13	3	1:33.392	19.165	44.991	29.236	264.2	24:22.094
14	3	1:38.211 B	19.112	45.459	33.640	261.7	26:00.305
15	2	3:37.545	2:20.822	46.975	29.748		29:37.850
16	2	1:35.875	19.660	46.587	29.628	260.4	31:13.725
17	2	1:35.589	19.948	46.011	29.630	262.9	32:49.314
18	2	1:37.696	19.474	47.582	30.640	264.2	34:27.010
19	2	1:38.779	19.461	47.745	31.573	264.8	36:05.789
20	2	1:36.317	19.736	46.822	29.759	259.2	37:42.106
21	2	1:36.124	19.417	46.396	30.311	262.3	39:18.230
22	2	1:38.003	19.502	47.705	30.796	263.5	40:56.233
23	2	1:43.630 B	19.508	46.898	37.224	262.3	42:39.863
24	2	4:13.951	2:56.164	46.407	31.380		46:53.814
25	2	1:34.623	19.985	45.578	29.060	261.7	48:28.437
26	2	1:35.819	19.732	46.868	29.219	264.2	50:04.256
27	2	1:33.251	18.964	45.264	29.023	262.9	51:37.507
28	2	1:33.071	19.212	45.055	28.804	263.5	53:10.578
29	2	1:33.052	19.007	45.242	28.803	263.5	54:43.630
30	2	1:33.338	18.893	45.644	28.801	262.9	56:16.968
31	2	1:52.984 B	18.896	47.392	46.696	265.4	58:09.952

Lap	D	Time	Sector 1	Sector 2	Sector 3	T. Spd	Elapsed
1	3	2:03.149	43.887	49.919	29.343		2:03.149
2	3	1:37.399	21.011	47.031	29.357	239.5	3:40.548
3	3	1:33.390	18.963	44.976	29.451	264.8	5:13.938
4	3	1:33.687	19.425	45.356	28.906	264.2	6:47.625
5	3	1:33.846	19.247	45.582	29.017	265.4	8:21.471
6	3	1:46.411 B	18.926	45.265	42.220	266.1	10:07.882
7	1	4:33.914	3:13.750	49.289	30.875		14:41.796
8	1	1:56.322 B	20.954	51.483	43.885	264.2	16:38.118
9	1	5:53.039	4:29.227	52.017	31.795		22:31.157
10	1	1:36.066	20.153	46.443	29.470	259.2	24:07.223
11	1	1:37.137	19.637	47.577	29.923	262.3	25:44.360
12	1	1:36.299	19.807	46.816	29.676	263.5	27:20.659
13	1	1:41.212	20.051	48.850	32.311	263.5	29:01.871
14	1	1:37.960	20.306	47.144	30.510	259.2	30:39.831
15	1	1:37.384	20.017	47.049	30.318	259.8	32:17.215
16	1	1:36.793	20.082	46.726	29.985	258.6	33:54.008
17	1	1:38.624	20.093	47.767	30.764	261.7	35:32.632
18	1	1:40.592	21.412	48.262	30.918	259.2	37:13.224
19	1	1:50.759 B	20.975	48.811	40.973	258.0	39:03.983
20	2	5:32.616	4:11.999	51.124	29.493		44:36.599



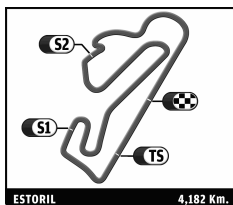
LE MANS SERIES

6 HOURS OF ESTORIL

Free Practice 3

Sector Analysis

Personal Best							Session Best							B Crossing the finish line in pit lane									
Lap	D	Time	Sector 1	Sector 2	Sector 3	T. Spd	Elapsed	Lap	D	Time	Sector 1	Sector 2	Sector 3	T. Spd	Elapsed	Lap	D	Time	Sector 1	Sector 2	Sector 3	T. Spd	Elapsed
21	2	1:32.750	19.057	45.000	28.693	264.8	46:09.349	13	1	3:36.381	2:19.285	47.087	30.009		42:02.676	14	1	1:44.108B	19.653	46.607	37.848	263.5	43:46.784
22	2	1:40.871	19.130	45.991	35.750	264.8	47:50.220	15	2	5:35.224	4:09.187	53.788	32.249		49:22.008	16	2	1:44.522	21.703	50.669	32.150	239.5	51:06.530
23	2	1:37.310	19.024	47.177	31.109	263.5	49:27.530	17	2	1:39.868	20.456	48.183	31.229	255.0	52:46.398	18	2	1:40.551	20.381	48.449	31.721	259.8	54:26.949
24	2	1:45.979B	18.983	47.551	39.445	264.2	51:13.509	19	2	1:40.805	20.604	48.477	31.724	259.8	56:07.754	20	2	1:40.489	20.654	48.539	31.296	259.8	57:48.243
25	2	6:10.392	4:52.832	47.713	29.847		57:23.901	21	2	1:40.125	20.583	48.370	31.172	249.2	59:28.368	22	2	1:40.325	20.744	48.352	31.229	259.2	1:01:08.693
26	2	1:34.254	19.357	45.965	28.932	262.9	58:58.155																
27	2	1:34.321	19.279	46.049	28.993	263.5	1:00:32.476																
43 RLR Msport 1. Barry Gates 2. Rob Garofall							MG Lola EX265 - Judd LM P2																
3. Warren Hughes																							
1	2	2:11.490	49.940	50.266	31.284		2:11.490	1	2	1:58.124	37.051	50.399	30.674		1:58.124								
2	2	1:37.761	20.169	46.557	31.035	254.4	3:49.251	2	2	1:38.328	21.208	47.624	29.496	239.5	3:36.452								
3	2	1:39.229	21.274	48.261	29.694	252.1	5:28.480	3	2	1:35.922	19.605	46.660	29.657	264.8	5:12.374								
4	2	1:35.401	19.673	46.244	29.484	253.8	7:03.881	4	2	1:34.557	19.501	46.066	28.990	265.4	6:46.931								
5	2	1:43.127B	19.957	46.329	36.841	256.2	8:47.008	5	2	1:34.233	19.159	45.967	29.107	265.4	8:21.164								
6	2	3:32.572	2:15.783	46.392	30.397		12:19.580	6	2	1:36.362	20.245	46.684	29.433	236.9	9:57.526								
7	2	1:41.772B	19.886	46.335	35.551	250.9	14:01.352	7	2	1:34.595	19.250	45.880	29.465	264.8	11:32.121								
8	2	3:49.372	2:27.160	50.179	32.033		17:50.724	8	2	1:34.528	19.203	45.998	29.327	265.4	13:06.649								
9	2	1:35.542	20.107	45.900	29.535	252.7	19:26.266	9	2	1:48.036B	20.611	47.071	40.354	264.8	14:54.685								
10	2	1:36.074	19.789	46.404	29.881	253.8	21:02.340	10	2	6:01.233	4:44.490	47.156	29.587		20:55.918								
11	2	1:44.613B	20.083	47.910	36.620	253.8	22:46.953	11	2	1:36.864	19.701	46.901	30.262	265.4	22:32.782								
12	3	3:30.908	2:13.259	47.731	29.918		26:17.861	12	2	1:45.806B	19.524	46.217	40.065	262.9	24:18.588								
13	3	1:34.891	19.383	45.403	30.105	252.1	27:52.752	13	2	3:55.218	2:32.960	52.001	30.257		28:13.806								
14	3	1:38.212	19.456	46.951	31.805	250.9	29:30.964	14	2	1:33.834	19.109	45.820	28.905	262.9	29:47.640								
15	3	1:36.630	19.806	47.001	29.823	249.8	31:07.594	15	2	1:32.480	18.969	44.907	28.604	265.4	31:20.120								
16	3	1:37.692	19.427	46.925	31.340	252.1	32:45.286	16	2	1:32.547	18.786	45.241	28.520	263.5	32:52.667								
17	3	1:39.406	20.654	49.026	29.726	252.1	34:24.692	17	2	1:36.767	18.840	45.547	32.380	265.4	34:29.434								
18	3	1:37.197	19.573	47.712	29.912	252.1	36:01.889	18	2	2:09.427B	28.064	1:01.420	39.943	152.2	36:38.861								
19	3	1:42.600B	19.411	46.239	36.950	251.5	37:44.489	19	2	3:51.428	2:37.110	45.267	29.051		40:30.289								
20	1	3:09.062	1:48.742	49.040	31.280		40:53.551	20	2	1:33.641	19.154	45.420	29.067	262.3	42:03.930								
21	1	1:38.448	20.832	47.431	30.185	249.2	42:31.999	21	2	1:48.662B	21.242	46.408	41.012	255.6	43:52.592								
22	1	1:37.900	20.733	46.725	30.442	253.8	44:09.899	22	1	3:26.564	2:03.194	54.134	29.236		47:19.156								
23	1	1:37.208	19.888	46.857	30.463	250.4	45:47.107	23	1	1:33.304	19.158	45.235	28.911	262.3	48:52.460								
24	1	1:36.658	19.835	46.539	30.284	250.4	47:23.765	24	1	1:35.551	19.069	45.378	31.104	263.5	50:28.011								
25	1	1:37.515	19.939	47.307	30.269	250.9	49:01.280	25	1	1:34.461	19.542	45.880	29.039	262.9	52:02.472								
26	1	1:43.193B	20.047	46.866	36.280	251.5	50:44.473	26	1	1:45.969B	19.607	46.904	39.458	264.2	53:48.441								
27	1	2:37.840	1:20.059	46.951	30.830		53:22.313	27	1	2:50.776	1:35.429	45.861	29.486		56:39.217								
28	1	1:36.815	19.932	46.475	30.408	250.4	54:59.128	28	1	1:33.880	19.164	45.400	29.316	264.2	58:13.097								
29	1	1:36.640	19.771	46.484	30.385	250.9	56:35.768	29	1	1:35.213	19.088	46.368	29.757	264.8	59:48.310								
30	1	1:37.407	19.949	46.477	30.981	252.1	58:13.175	30	1	1:34.095	19.114	45.338	29.643	264.8	1:01:22.405								
31	1	1:39.751	20.180	47.170	32.401	248.7	59:52.926																
32	1	1:41.048	21.801	48.459	30.788	249.2	1:01:33.974																
44 Extreme Limite AM Paris 1. Fabien Rosier 2. Manuel Mello-Breyner							Norma M200P - Judd LM P2																
3. Pedro Mello-Breyner																							
1	1	1:50.868	30.179	50.115	30.574		1:50.868																
2	1	1:38.593	20.428	47.368	30.797	260.4	3:29.461																
3	1	1:36.652	19.953	46.958	29.741	261.0	5:06.113																
4	1	1:49.375B	19.503	47.003	42.869	266.1	6:55.488																
5	1	5:46.209	4:27.516	48.350	30.343		12:41.697																
6	1	1:49.853B	20.420	47.252	42.181	262.3	14:31.550																
7	1	4:18.008	2:59.712	47.790	30.506		18:49.558																
8	1	1:46.229B	20.374	47.255	38.600	261.7	20:35.787																
9	1	10:48.047	9:30.643	47.518	29.886		31:23.834																
10	1	1:43.017B	20.000	46.644	36.373	261.7	33:06.851																
11	1	3:34.652	2:17.566	47.347	29.739		36:41.503																
12	1	1:44.792B	20.029	46.604	38.159	259.2	38:26.295																
46 TDS Racing 1. Mathias Beche 2. Pierre Thiriet							Oreca 03 - Nissan LM P2																
3. Jody Firth																							
1	1	1:47.674	30.310	47.650	29.714		1:47.674																
2	1	1:34.492	19.762	45.823	28.907	258.6	3:22.166																
3	1	1:33.526	19.067	45.396	29.063	262.9	4:55.692																
4	1	1:33.204	19.055	45.268	28.881	264.8	6:28.896																
5	1	1:42.379B	20.045	46.394	35.940	263.5	8:11.275																
6	1	3:47.321	2:31.824	46.053	29.444		11:58.596																
7	1	1:34.545	19.195	45.675	29.675	260.4	13:33.141																
8	1	1:33.522	19.155	45.456	28.911	263.5	15:06.663																
9	1	1:41.319B	19.110	45.857	36.352	263.5	16:47.982																
10	1	3:35.539	2:20.639	45.769	29.131		20:23.521																
11	1	1:34.906	18.797	45.869	30.240	264.8	21:58.427																



LE MANS SERIES 6 HOURS OF ESTORIL

Free Practice 3

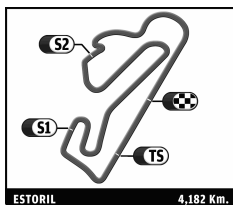
Sector Analysis

								■ Personal Best ■ Session Best ■ Crossing the finish line in pit lane							
Lap	D	Time	Sector 1	Sector 2	Sector 3	T. Spd	Elapsed	Lap	D	Time	Sector 1	Sector 2	Sector 3	T. Spd	Elapsed
12	1	1:32.119	19.063	44.357	28.699	258.0	23:30.546	22	3	5:32.962	4:09.185	51.301	32.476		51:51.127
13	1	1:31.693	18.783	44.461	28.449	261.0	25:02.239	23	3	1:45.436	22.323	50.334	32.779	248.1	53:36.563
14	1	1:32.842	18.591	44.691	29.560	262.3	26:35.081	24	3	1:44.098	21.331	50.378	32.389	249.2	55:20.661
15	1	1:39.381 B	18.810	44.922	35.649	262.9	28:14.462	25	3	1:43.593	21.185	50.098	32.310	249.8	57:04.254
16	3	3:14.373	1:57.271	47.279	29.823		31:28.835	26	3	1:42.807	21.015	49.791	32.001	250.4	58:47.061
17	3	1:35.294	19.499	46.332	29.463	259.8	33:04.129	27	3	1:44.984	21.183	51.464	32.337	250.9	1:00:32.045
18	3	1:35.727	19.122	45.559	31.046	260.4	34:39.856								
19	3	1:36.747	19.356	46.902	30.489	260.4	36:16.603								
20	3	1:41.165	19.949	48.973	32.243	262.9	37:57.768								
21	3	1:37.869	20.137	47.385	30.347	258.0	39:35.637								
22	3	1:36.716	19.583	46.123	31.010	261.0	41:12.353								
23	3	1:36.401	19.456	46.213	30.732	259.2	42:48.754								
24	3	1:41.581 B	19.326	46.463	35.792	262.3	44:30.335								
25	3	5:21.230	4:04.241	47.216	29.773		49:51.565								
26	3	1:40.753	23.025	46.565	31.163	260.4	51:32.318								
27	3	1:47.293 B	24.128	47.629	35.536	166.9	53:19.611								
28	3	2:13.511	55.015	48.077	30.419		55:33.122								
29	3	1:37.205	19.432	46.425	31.348	259.8	57:10.327								
30	3	1:38.093	20.510	46.713	30.870	257.4	58:48.420								
31	3	1:37.969	20.120	47.558	30.291	260.4	1:00:26.389								

51 AF Corse								Ferrari F458 Italia							
1. Giancarlo Fisichella								LM GTE Pro							
2. Gianmaria Bruni															
1	1	14:57.403	...	51.958	32.227		14:57.403	1	2	2:02.084	35.644	53.493	32.947		2:02.084
2	1	1:47.519	21.866	50.092	35.561	236.4	16:44.922	2	2	1:45.704	21.922	51.197	32.585	244.8	3:47.788
3	1	1:45.408	21.175	50.542	33.691	249.8	18:30.330	3	2	1:43.468	21.573	50.085	31.810	239.0	5:31.256
4	1	1:43.212	21.212	50.059	31.941	250.4	20:13.542	4	2	1:42.429	21.164	49.408	31.857	248.1	7:13.685
5	1	1:49.680 B	20.689	50.027	38.964	255.6	22:03.222	5	2	1:42.360	21.090	49.309	31.961	250.9	8:56.045
6	2	5:28.848	4:04.759	51.934	32.155		27:32.070	6	2	1:41.939	20.871	49.376	31.692	248.7	10:37.984
7	2	1:41.824	20.985	48.978	31.861	249.8	29:13.894	7	2	1:41.723	20.756	49.322	31.645	249.8	12:19.707
8	2	1:40.746	20.718	48.779	31.249	250.9	30:54.640	8	2	1:45.591	21.109	49.483	34.999	245.3	14:05.298
9	2	1:40.520	20.688	48.725	31.107	252.1	32:35.160	9	2	1:41.726	20.787	49.257	31.682	251.5	15:47.024
10	2	1:49.657 B	20.813	49.746	39.098	252.1	34:24.817	10	2	1:41.102	20.768	48.948	31.386	251.5	17:28.126

61 AF Corse								Ferrari F430							
1. Piergiuseppe Perazzini								LM GTE Am							
2. Marco Cioci								3. Stéphane Lemeret							
1	1	2:37.374	1:00.855	57.581	38.938		2:37.374	1	1	2:13.348	43.017	55.014	35.317		2:13.348
2	1	1:49.227	22.829	52.099	34.299	239.0	4:26.601	2	1	1:47.794	22.620	51.985	33.189	226.2	4:01.142
3	1	1:47.260	22.775	51.325	33.160	245.9	6:13.861	3	1	1:43.148	21.082	50.033	32.033	255.6	5:44.290
4	1	1:45.074	21.534	50.308	33.232	247.6	7:58.935	4	1	1:42.978	20.817	50.126	32.035	256.2	7:27.268
5	1	1:45.028	21.526	50.277	33.225	245.9	9:43.963	5	1	1:42.287	20.952	49.507	31.828	255.6	9:09.555
6	1	1:44.670	21.549	50.102	33.019	245.3	11:28.633	6	1	1:42.379	20.845	49.767	31.767	256.2	10:51.934
7	1	1:44.435	21.315	50.420	32.700	248.7	13:13.068	7	1	1:57.633 B	20.849	56.136	40.648	256.2	12:49.567
8	1	1:43.969	21.229	50.151	32.589	250.4	14:57.037	8	1	2:50.384	1:30.028	49.221	31.135		15:39.951
9	1	1:44.661	21.337	50.560	32.764	248.7	16:41.698	9	1	1:39.891	20.453	48.304	31.134	257.4	17:19.842
10	1	1:44.530	21.416	50.595	32.519	251.5	18:26.228	10	1	1:39.493	20.245	48.206	31.042	257.4	18:59.335
11	1	1:44.573	21.318	50.422	32.833	249.8	20:10.801	11	1	1:40.233	20.321	48.582	31.330	257.4	20:39.568
12	1	1:58.954 B	21.534	54.393	43.027	249.2	22:09.755	12	1	1:40.404	20.563	48.537	31.304	258.0	22:19.972
13	2	10:14.713	8:48.137	53.728	32.848		32:24.468	13	1	1:48.715 B	20.866	49.626	38.223	257.4	24:08.687
14	2	1:43.805	21.551	50.011	32.243	248.1	34:08.273	14	2	3:29.725	2:07.007	51.034	31.684		27:38.412
15	2	1:45.281	20.924	51.630	32.727	249.2	35:53.554	15	2	1:42.254	21.041	49.060	32.153	255.0	29:20.666
16	2	1:42.491	20.982	49.455	32.054	250.4	37:36.045	16	2	1:42.104	20.841	49.168	32.095	255.6	31:02.770
17	2	1:42.431	20.760	49.821	31.850	252.1	39:18.476	17	2	1:42.683	21.180	49.701	31.802	254.4	32:45.453
18	2	1:42.355	20.865	49.537	31.953	254.4	41:00.831								
19	2	1:45.125	21.574	49.758	33.793	252.1	42:45.956								
20	2	1:42.101	20.855	49.500	31.746	251.5	44:28.057								
21	2	1:50.108 B	20.800	49.928	39.380	250.9	46:18.165								

67 IMSA Performance Matmut								Porsche 911 RSR (997)							
1. Nicolas Armindo								LM GTE Am							
2. Raymond Narac															
1	1	2:13.348	43.017	55.014	35.317		2:13.348	1	1	2:13.348	43.017	55.014	35.317		2:13.348
2	1	1:47.794	22.620	51.985	33.189	226.2	4:01.142	2	1	1:47.794	22.620	51.985	33.189	226.2	4:01.142
3	1	1:43.148	21.082	50.033	32.033	255.6	5:44.290	3	1	1:43.148	21.082	50.033	32.033	255.6	5:44.290
4	1	1:42.978	20.817	50.126	32.035	256.2	7:27.268	4	1	1:42.978	20.817	50.126	32.035	256.2	7:27.268
5	1	1:42.287	20.952	49.507	31.828	255.6	9:09.555	5	1	1:42.287	20.952	49.507	31.828	255.6	9:09.555
6	1	1:42.379	20.845	49.767	31.767	256.2	10:51.934	6	1	1:42.379	20.845	49.767	31.767	256.2	10:51.934
7	1	1:57.633 B	20.849	56.136	40.648	256.2	12:49.567	7	1	1:57.633 B	20.849	56.136	40.648	256.2	12:49.567
8	1	2:50.384	1:30.028	49.221	31.135		15:39.951	8	1	2:50.384	1:30.028	49.221	31.135		15:39.951
9	1	1:39.891	20.453	48.304	31.134	257.4	17:19.842	9	1	1:39.891	20.453	48.304	31.134	257.4	17:19.842
10	1	1:39.493	20.245	48.206	31.042	257.4	18:59.335	10	1	1:39.493	20.245	48.206	31.042	257.4	18:59.335
11	1	1:40.233	20.321	48.582	31.330	257.4	20:39.568	11	1	1:40.233	20.321	48.582	31.330	257.4	20:39.568
12	1	1:40.404	20.563	48.537	31.304	258.0	22:19.972	12	1	1:40.404	20.563	48.537	31.304	258.0	22:19.972
13	1	1:48.715 B	20.866	49.626	38.223	257.4	24:08.687	13	1	1:48.715 B	20.866	49.626	38.223	257.4	24:08.687
14	2	3:29.725	2:07.007	51.034	31.684		27:38.412	14	2	3:29.725	2:07.007	51.034	31.684		27:38.412
15	2	1:42.254	21.041	49.060	32.153	255.0	29:20.666	15	2	1:42.254	21.041	49.060	32.153	255.0	29:20.666
16	2	1:42.104	20.841	49.168	32.095	255.6	31:02.770	16	2	1:42.104	20.841	49.168	32.095	255.6	31:02.770
17	2	1:42.683	21.180	49.701	31.802	254.4	32:45.453	17	2	1:42.683	21.180	49.701	31.802	254.4	32:45.453



LE MANS SERIES

6 HOURS OF ESTORIL

Free Practice 3

Sector Analysis

Lap	D	Time	Sector 1	Sector 2	Sector 3	T. Spd	Elapsed	Lap	D	Time	Sector 1	Sector 2	Sector 3	T. Spd	Elapsed
18	2	1:45.450	21.168	50.316	33.966	231.4	34:30.903	10	2	1:41.715	20.665	49.376	31.674	255.0	23:02.165
19	2	1:42.730	21.063	49.782	31.885	253.2	36:13.633	11	2	1:41.894	20.654	49.615	31.625	257.4	24:44.059
20	2	1:42.968	21.057	49.598	32.313	254.4	37:56.601	12	2	1:41.767	20.618	49.478	31.671	255.0	26:25.826
21	2	1:49.755 B	21.010	50.267	38.478	253.8	39:46.356	13	2	1:41.941	20.864	49.351	31.726	254.4	28:07.767
22	2	3:40.405	2:18.450	49.678	32.277		43:26.761	14	2	1:49.058 B	20.620	50.889	37.549	255.6	29:56.825
23	2	1:42.745	21.156	49.584	32.005	252.1	45:09.506	15	2	4:39.769	3:10.094	57.996	31.679		34:36.594
24	2	1:42.575	21.074	49.574	31.927	255.6	46:52.081	16	2	1:39.864	20.489	48.358	31.017	254.4	36:16.458
25	2	1:42.760	20.874	49.789	32.097	256.2	48:34.841	17	2	1:47.233	21.642	53.658	31.933	255.0	38:03.691
26	2	1:42.604	21.021	49.432	32.151	254.4	50:17.445	18	2	1:40.029	20.415	48.432	31.182	253.8	39:43.720
27	2	1:42.994	21.043	49.740	32.211	254.4	52:00.439	19	2	1:40.418	20.367	48.667	31.384	254.4	41:24.138
28	2	1:42.958	20.994	49.647	32.317	254.4	53:43.397	20	2	1:48.171 B	21.024	49.692	37.455	250.4	43:12.309
29	2	1:43.294	21.256	49.758	32.280	255.0	55:26.691	21	1	3:06.893	1:41.954	52.499	32.440		46:19.202
30	2	1:43.713	21.303	50.050	32.360	255.0	57:10.404	22	1	1:42.894	20.856	49.975	32.063	251.5	48:02.096
31	2	1:44.403	21.714	50.154	32.535	251.5	58:54.807	23	1	1:42.111	20.866	49.393	31.852	253.2	49:44.207
32	2	1:45.471	21.802	51.235	32.434	257.4	1:00:40.278	24	1	1:41.514	20.630	49.046	31.838	255.0	51:25.721

71 **AF Corse** Ferrari F458 Italia
 1. Jaime Melo LM GTE Pro
 2. Toni Vilander

1	1	2:19.505	55.648	51.335	32.522		2:19.505
2	1	1:48.482	21.456	53.701	33.325	252.1	4:07.987
3	1	1:41.581	20.717	49.112	31.752	252.1	5:49.568
4	1	1:43.167	20.683	49.331	33.153	253.8	7:32.735
5	1	1:40.570	20.466	48.650	31.454	253.2	9:13.305
6	1	1:40.872	20.345	48.793	31.734	254.4	10:54.177
7	1	1:42.040	20.523	49.589	31.928	254.4	12:36.217
8	1	1:47.983 B	21.196	49.588	37.199	253.8	14:24.200
9	1	4:06.499	2:44.690	49.789	32.020		18:30.699
10	1	1:42.238	21.187	49.245	31.806	255.6	20:12.937
11	1	1:51.717 B	20.609	51.898	39.210	253.2	22:04.654
12	2	11:02.659	9:39.475	51.308	31.876		33:07.313
13	2	1:40.797	20.790	48.864	31.143	250.4	34:48.110
14	2	1:40.705	20.624	48.936	31.145	249.2	36:28.815
15	2	1:55.004	20.407	1:00.505	34.092	249.8	38:23.819
16	2	1:40.382	20.463	48.680	31.239	248.7	40:04.201
17	2	1:43.133	20.678	50.387	32.068	249.2	41:47.334
18	2	1:40.462	20.415	48.706	31.341	249.8	43:27.796
19	2	1:48.428	21.028	55.271	32.129	253.2	45:16.224
20	2	1:40.661	20.630	48.690	31.341	250.9	46:56.885
21	2	1:57.325 B	21.332	56.640	39.353	236.9	48:54.210
22	2	3:46.121	2:22.898	51.145	32.078		52:40.331
23	2	1:40.696	20.653	48.575	31.468	249.8	54:21.027
24	2	1:40.389	20.422	48.470	31.497	249.8	56:01.416
25	2	1:40.492	20.444	48.718	31.330	251.5	57:41.908
26	2	1:41.159	20.600	48.719	31.840	251.5	59:23.067
27	2	1:40.557	20.476	48.672	31.409	251.5	1:01:03.624

75 **Prospeed Competition** Porsche 911 RSR (997)
 1. Marc Goossens LM GTE Pro
 2. Marco Holzer

1	2	3:29.566	2:04.449	52.488	32.629		3:29.566
2	2	1:42.690	21.422	49.673	31.595	228.5	5:12.256
3	2	1:42.348	21.100	49.693	31.555	253.2	6:54.604
4	2	1:41.381	20.668	49.338	31.375	256.2	8:35.985
5	2	1:41.284	20.626	49.115	31.543	257.4	10:17.269
6	2	1:41.585	20.647	49.432	31.506	255.6	11:58.854
7	2	1:49.030 B	20.929	50.058	38.043	253.8	13:47.884
8	2	5:48.365	4:25.324	50.808	32.233		19:36.249
9	2	1:44.201	20.786	49.571	33.844	253.2	21:20.450

76 **IMSA Performance Matmut** Porsche 911 RSR (997)
 1. Patrick Pilet LM GTE Pro
 2. Wolf Henzler

1	2	3:01.877	1:27.780	59.744	34.353		3:01.877
2	2	1:48.351	23.934	51.769	32.648	189.9	4:50.228
3	2	1:44.775	22.065	50.847	31.863	207.5	6:35.003
4	2	1:42.713	21.065	49.772	31.876	250.9	8:17.716
5	2	1:51.847 B	20.916	50.861	40.070	254.4	10:09.563
6	2	3:26.303	2:03.860	49.525	32.918		13:35.866
7	2	1:42.211	21.419	49.319	31.473	254.4	15:18.077
8	2	1:42.486	21.493	49.266	31.727	253.8	17:00.563
9	2	1:48.990 B	21.340	49.537	38.113	253.8	18:49.553
10	2	5:32.932	4:10.325	50.533	32.074		24:22.485
11	2	1:42.243	20.857	49.590	31.796	256.8	26:04.728
12	2	1:43.729	20.797	50.026	32.906	255.0	27:48.457
13	2	1:49.709 B	20.647	49.709	39.353	255.0	29:38.166
14	1	2:51.163	1:29.393	49.877	31.893		32:29.329
15	1	2:02.674	21.079	1:05.531	36.064	256.2	34:32.003
16	1	1:42.952	21.438	49.747	31.767	253.8	36:14.955
17	1	1:48.007 B	20.785	49.557	37.665	256.2	38:02.962
18	1	3:37.102	2:15.562	49.536	32.004		41:40.064
19	1	1:42.436	20.989	49.655	31.792	253.8	43:22.500
20	1	1:42.308	20.718	49.682	31.908	254.4	45:04.808
21	1	1:49.557 B	21.266	50.288	38.003	255.0	46:54.365
22	1	2:42.968	1:09.847	55.047	38.074		49:37.333
23	1	1:39.937	20.479	48.482	30.976	255.0	51:17.270
24	1	1:40.075	20.453	48.496	31.126	255.6	52:57.345
25	1	1:48.233 B	21.015	49.957	37.261	255.6	54:45.578
26	1	3:16.079	1:55.746	49.007	31.326		58:01.657
27	1	1:40.538	20.649	48.687	31.202	255.0	59:42.195
28	1	1:40.420	20.479	48.633	31.308	254.4	1:01:22.615

77 **Team Felbermayr - Proton** Porsche 911 RSR (997)
 1. Marc Lieb LM GTE Pro
 2. Richard Lietz

1	1	2:25.132	57.106	54.860	33.166		2:25.132
2	1	1:46.775	22.659	51.564	32.552	207.8	4:11.907



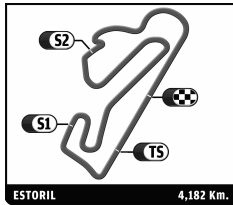
LE MANS SERIES

6 HOURS OF ESTORIL

Free Practice 3

Sector Analysis

Lap	D	Time	Sector 1	Sector 2	Sector 3	T. Spd	Elapsed	Lap	D	Time	Sector 1	Sector 2	Sector 3	T. Spd	Elapsed	
3	1	1:42.253	21.287	49.365	31.601	230.0	5:54.160	27	2	1:40.765	20.625	49.020	31.120	253.2	57:38.860	
4	1	1:41.236	20.754	49.015	31.467	256.8	7:35.396	28	2	1:51.372	B	22.009	49.571	39.792	225.3	59:30.232
5	1	1:41.547	20.905	49.100	31.542	258.0	9:16.943	<div style="border: 1px solid black; padding: 5px;"> 82 CRS Racing Ferrari F430 1. Klaas Hummel 3. Phil Quaife 2. Adam Christodoulou LM GTE Am </div>								
6	1	1:41.163	20.823	48.987	31.353	257.4	10:58.106	1	2	3:21.856	1:43.233	1:01.867	36.756		3:21.856	
7	1	1:48.572	B	20.708	49.206	38.658	12:46.678	2	2	1:53.516	24.502	53.091	35.923	198.5	5:15.372	
8	1	4:45.830	3:25.013	49.370	31.447		17:32.508	3	2	1:55.556	23.038	57.034	35.484	227.1	7:10.928	
9	1	1:41.159	21.093	48.731	31.335	258.0	19:13.667	4	2	1:45.091	21.510	50.907	32.674	249.2	8:56.019	
10	1	1:41.109	20.743	48.789	31.577	256.2	20:54.776	5	2	1:55.804	B	21.678	50.367	43.759	243.2	10:51.823
11	1	1:41.810	20.561	49.718	31.531	258.0	22:36.586	6	1	3:48.568	2:20.418	53.815	34.335		14:40.391	
12	1	1:48.744	B	20.677	51.059	37.008	257.4	24:25.330	7	1	2:00.747	32.603	54.371	33.773	244.8	16:41.138
13	1	3:41.115	2:20.412	49.011	31.692		28:06.445	8	1	1:49.388	21.631	53.546	34.211	246.4	18:30.526	
14	1	1:41.006	20.678	48.940	31.388	256.2	29:47.451	9	1	1:48.642	21.930	53.034	33.678	242.6	20:19.168	
15	1	1:41.390	20.682	49.195	31.513	256.8	31:28.841	10	1	1:48.106	22.017	52.131	33.958	247.6	22:07.274	
16	1	1:47.768	B	20.648	49.193	37.927	255.6	33:16.609	11	1	1:47.066	22.072	51.688	33.306	248.7	23:54.340
17	2	3:40.413	2:16.633	51.310	32.470		36:57.022	12	1	1:46.849	21.685	52.086	33.078	249.2	25:41.189	
18	2	1:42.091	20.931	49.577	31.583	254.4	38:39.113	13	1	2:20.101	B	22.067	1:14.193	43.841	248.7	28:01.290
19	2	1:42.045	20.750	49.748	31.547	255.6	40:21.158	14	3	3:10.745	1:42.104	54.710	33.931		31:12.035	
20	2	1:41.531	20.812	49.304	31.415	255.6	42:02.689	15	3	1:44.779	21.638	51.008	32.133	248.7	32:56.814	
21	2	1:44.757	21.072	51.873	31.812	255.6	43:47.446	16	3	1:43.118	21.215	49.783	32.120	249.2	34:39.932	
22	2	1:41.310	20.663	49.179	31.468	256.2	45:28.756	17	3	1:42.402	20.990	49.695	31.717	250.9	36:22.334	
23	2	1:48.105	B	20.529	49.516	38.060	257.4	47:16.861	18	3	1:45.695	21.644	51.332	32.719	252.7	38:08.029
24	2	3:24.670	1:57.905	52.095	34.670		50:41.531	19	3	1:42.425	20.992	49.494	31.939	250.9	39:50.454	
25	2	1:39.847	20.427	48.275	31.145	255.0	52:21.378	20	3	1:49.733	B	20.980	50.228	38.525	251.5	41:40.187
26	2	1:39.618	20.439	48.103	31.076	257.4	54:00.996	21	1	3:15.055	1:49.516	51.925	33.614		44:55.242	
27	2	1:40.006	20.482	48.421	31.103	256.2	55:41.002	22	1	1:45.862	21.669	50.965	33.228	248.1	46:41.104	
28	2	1:49.794	20.525	54.880	34.389	258.0	57:30.796	23	1	1:45.607	21.473	51.051	33.083	250.4	48:26.711	
29	2	1:41.938	21.271	49.275	31.392	249.8	59:12.734	24	1	1:58.652	23.528	1:02.047	33.077	249.2	50:25.363	
30	2	1:39.964	20.278	48.459	31.227	257.4	1:00:52.698	25	1	1:45.867	21.334	51.247	33.286	248.7	52:11.230	
<div style="border: 1px solid black; padding: 5px;"> 79 Jota Aston Martin Vantage 1. Simon Dolan LM GTE Pro 2. Sam Hancock </div>								<div style="border: 1px solid black; padding: 5px;"> 88 Team Felbermayr - Proton Porsche 911 RSR (997) 1. Christian Ried LM GTE Am 2. Horst Felbermayr Jr. </div>								
1	1	2:19.178	52.709	53.337	33.132		2:19.178	1	1	2:47.607	1:21.025	53.826	32.756		2:47.607	
2	1	1:44.003	21.531	50.691	31.781	251.5	4:03.181	2	1	1:45.494	22.205	50.828	32.461	250.4	4:33.101	
3	1	1:44.063	21.390	50.641	32.032	253.8	5:47.244	3	1	1:44.702	21.296	50.838	32.568	254.4	6:17.803	
4	1	1:47.163	21.354	50.673	35.136	253.8	7:34.407	4	1	1:44.238	21.380	50.574	32.284	255.0	8:02.041	
5	1	1:46.187	21.666	51.910	32.611	246.4	9:20.594	5	1	1:44.079	21.150	50.656	32.273	253.8	9:46.120	
6	1	1:44.454	21.782	50.416	32.256	250.4	11:05.048	6	1	1:57.002	B	21.357	53.480	42.165	253.2	11:43.122
7	1	1:43.585	21.380	50.247	31.958	250.9	12:48.633	7	1	7:11.415	B	5:39.094	51.560	40.761		18:54.537
8	1	1:53.610	B	22.549	50.906	40.155	250.4	14:42.243	8	1	8:22.360	6:58.416	51.123	32.821		27:16.897
9	2	5:22.061	3:59.396	50.670	31.995		20:04.304	9	1	1:46.248	21.285	51.008	33.955	249.8	29:03.145	
10	2	1:42.387	20.995	49.727	31.665	249.2	21:46.691	10	1	1:43.981	21.785	49.913	32.283	245.3	30:47.126	
11	2	1:44.062	21.174	49.503	33.385	250.4	23:30.753	11	1	1:42.958	21.164	49.926	31.868	252.7	32:30.084	
12	2	1:48.557	B	21.270	49.380	37.907	251.5	25:19.310	12	1	1:42.771	21.104	49.805	31.862	255.0	34:12.855
13	2	3:57.072	2:34.757	49.531	32.784		29:16.382	13	1	1:42.908	21.113	49.791	32.004	253.2	35:55.763	
14	2	1:42.067	21.254	49.223	31.590	248.7	30:58.449	14	1	1:50.899	B	21.170	49.991	39.738	253.2	37:46.662
15	2	1:41.932	20.959	49.176	31.797	251.5	32:40.381	15	2	4:05.667	2:41.789	50.993	32.885		41:52.329	
16	2	1:41.860	20.904	49.480	31.476	251.5	34:22.241	16	2	1:43.419	21.163	49.856	32.400	253.2	43:35.748	
17	2	1:49.777	B	21.503	50.064	38.210	251.5	36:12.018	17	2	1:43.093	21.234	49.545	32.314	253.2	45:18.841
18	1	3:43.335	2:18.669	51.278	33.388		39:55.353	18	2	1:43.672	21.451	50.047	32.174	247.0	47:02.513	
19	1	1:46.439	21.593	52.269	32.577	246.4	41:41.792	19	2	1:43.137	20.988	49.901	32.248	255.0	48:45.650	
20	1	1:44.277	21.387	50.567	32.323	250.4	43:26.069	20	2	1:42.766	21.145	49.519	32.102	253.2	50:28.416	
21	1	1:44.663	21.398	51.098	32.167	249.8	45:10.732									
22	1	1:43.242	21.244	50.054	31.944	251.5	46:53.974									
23	1	1:44.229	21.316	50.673	32.240	249.8	48:38.203									
24	1	1:52.258	B	21.383	50.645	40.230	251.5	50:30.461								
25	2	3:47.054	2:23.168	51.154	32.732		54:17.515									
26	2	1:40.580	20.751	48.379	31.450	250.9	55:58.095									



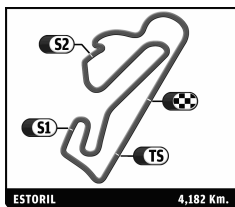
LE MANS SERIES

6 HOURS OF ESTORIL

Free Practice 3

Sector Analysis

							■ Personal Best ■ Session Best ■ Crossing the finish line in pit lane									
Lap	D	Time	Sector 1	Sector 2	Sector 3	T. Spd	Elapsed	Lap	D	Time	Sector 1	Sector 2	Sector 3	T. Spd	Elapsed	
89 Hankook Team Farnbacher							Ferrari F458 Italia									
1. Dominik Farnbacher							LM GTE Pro									
2. Allan Simonsen																
21	2	1:42.943	21.047	49.633	32.263	255.0	52:11.359	22	2	3:30.319	2:04.277	52.611	33.431		44:51.243	
22	2	1:43.278	21.297	49.817	32.164	254.4	53:54.637	23	2	1:48.588	23.291	52.317	32.980	247.0	46:39.831	
23	2	1:43.129	21.158	49.701	32.270	251.5	55:37.766	24	2	1:45.820	22.114	50.778	32.928	247.6	48:25.651	
24	2	1:42.834	21.066	49.497	32.271	251.5	57:20.600	25	2	1:46.295	21.961	51.278	33.056	248.1	50:11.946	
25	2	1:43.240	21.109	49.750	32.381	253.8	59:03.840	26	2	1:44.932	22.055	50.235	32.642	252.1	51:56.878	
26	2	1:43.523	21.121	50.192	32.210	254.4	1:00:47.363	27	2	1:44.573	21.509	50.289	32.775	252.1	53:41.451	
									28	2	1:43.638	21.369	50.116	32.153	250.9	55:25.089
									29	2	1:44.563	21.286	50.816	32.461	252.1	57:09.652
									30	2	1:44.853	22.049	50.192	32.612	249.2	58:54.505
									31	2	1:45.326	21.792	50.684	32.850	252.1	1:00:39.831
									92 Neil Garner Motorsport							
									1. John Hartshorne							
									2. Tor Graves							
									3. Alex Kapadia							
									Formula Le Mans - Oreca - 09							
									FLM							
1	2	3:47.483	2:05.185	1:03.336	38.962		3:47.483	2	2	1:54.636	26.380	54.836	33.420	229.0	5:42.119	
2	2	1:45.735	21.342	51.201	33.192	243.2	7:27.854	3	2	1:42.227	21.249	49.438	31.540	248.7	9:10.081	
4	2	1:42.288	20.805	49.742	31.741	252.7	10:52.369	5	2	1:42.288	20.805	49.742	31.741	252.7	12:34.131	
6	2	1:41.762	20.956	49.438	31.368	250.9	14:14.373	7	2	1:40.242	20.354	48.624	31.264	255.6	16:02.413	
8	2	1:48.040	20.339	48.610	32.091	257.4	18:52.413	9	2	1:48.040	20.339	48.610	32.091	257.4	20:40.891	
10	2	1:40.342	20.704	48.305	31.333	252.1	22:32.036	11	2	1:38.727	20.241	47.882	30.604	256.8	24:10.763	
12	2	1:52.047	20.160	48.343	43.544	259.2	26:02.810	13	1	3:54.872	2:27.113	53.784	33.975		30:57.682	
14	1	1:48.780	23.331	52.459	32.990	234.9	33:46.462	15	1	1:48.627	22.229	52.449	33.949	245.9	35:35.089	
16	1	1:47.381	22.757	51.194	33.430	237.4	37:22.470	17	1	1:46.813	22.144	51.465	33.204	245.9	39:09.283	
18	1	1:50.128	22.272	52.572	35.284	242.1	40:59.411	19	1	1:53.834	23.764	54.545	35.525	245.3	42:53.245	
20	1	1:51.153	23.359	53.752	34.042	237.9	44:44.398	21	1	1:47.929	22.405	51.637	33.887	243.7	46:32.327	
22	1	1:47.311	22.285	51.516	33.510	249.8	48:19.638	23	1	2:00.354	22.480	52.753	45.121	245.3	50:19.992	
24	3	4:47.670	3:26.640	49.872	31.158		55:07.662	25	3	1:38.466	20.337	47.589	30.540	248.7	56:46.128	
26	3	1:53.215	20.042	1:02.821	30.352	255.0	58:39.343	27	3	1:37.261	20.932	47.310	30.019	256.2	1:00:16.604	
									95 Pegasus Racing							
									1. Mirco Schultis							
									2. Patrick Simon							
									3. Julien Schell							
									Formula Le Mans - Oreca - 09							
									FLM							
1	2	2:34.245	1:07.865	52.523	33.857		2:34.245	2	2	1:42.078	21.425	49.426	31.227	252.7	4:16.323	
3	2	1:40.302	20.379	48.889	31.034	257.4	5:56.625	4	2	1:39.224	20.207	47.948	31.069	258.0	7:35.849	
5	2	1:41.055	20.712	49.235	31.108	262.3	9:16.904	6	2	1:39.055	20.185	48.225	30.645	258.0	10:55.959	
7	2	1:40.238	20.317	48.543	31.378	259.2	12:36.197	8	2	1:57.636	21.691	52.685	43.260	256.2	14:33.833	
9	1	7:59.135	6:33.213	53.845	32.077		22:32.968	10	1	1:44.049	21.937	49.979	32.133	247.6	24:17.017	
11	1	1:41.470	21.011	49.381	31.078	249.8	25:58.487	12	1	3:19.066	20.565	49.074	2:09.427	255.6	29:17.553	
13	1	1:46.870	23.236	51.645	31.989	212.3	31:04.423	14	1	1:45.204	21.313	50.239	33.652	252.7	32:49.627	



LE MANS SERIES

6 HOURS OF ESTORIL

Free Practice 3

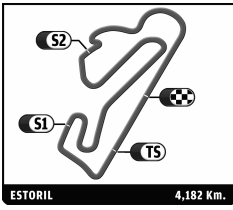
Sector Analysis

■ Personal Best
 ■ Session Best
 ■ Crossing the finish line in pit lane

Lap	D	Time	Sector 1	Sector 2	Sector 3	T. Spd	Elapsed	Lap	D	Time	Sector 1	Sector 2	Sector 3	T. Spd	Elapsed
15	1	1:42.730	20.996	49.745	31.989	241.1	34:32.357								
16	1	1:43.099	21.403	49.868	31.828	256.2	36:15.456								
17	1	1:50.924 B	20.838	49.926	40.160	258.6	38:06.380								
18	3	3:53.398	2:33.088	49.237	31.073		41:59.778								
19	3	1:39.063	20.594	47.672	30.797	256.8	43:38.841								
20	3	1:39.631	20.427	47.638	31.566	258.6	45:18.472								
21	3	1:38.461	20.112	47.760	30.589	257.4	46:56.933								
22	3	1:37.896	19.925	47.428	30.543	261.7	48:34.829								
23	3	1:37.995	19.938	47.614	30.443	260.4	50:12.824								
24	3	1:38.392	20.584	47.339	30.469	260.4	51:51.216								
25	3	1:37.930	20.097	47.415	30.418	259.8	53:29.146								
26	3	1:39.875	21.402	47.757	30.716	256.8	55:09.021								
27	3	1:47.089 B	20.055	48.526	38.508	259.2	56:56.110								

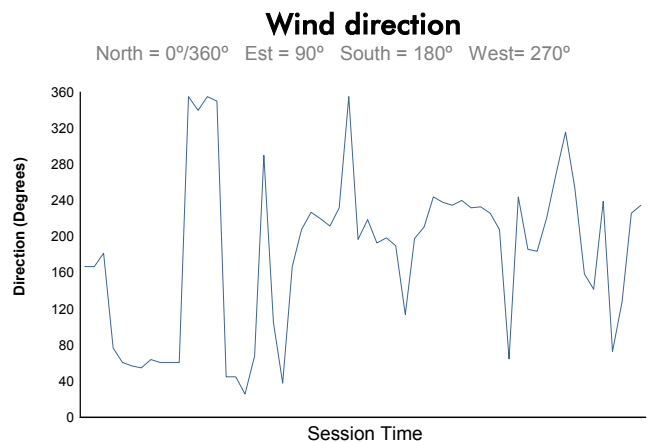
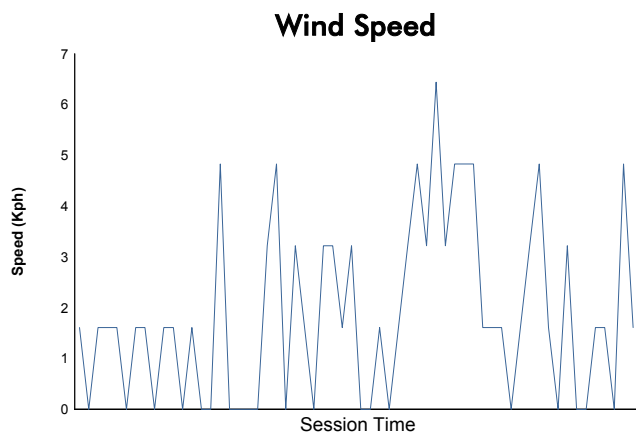
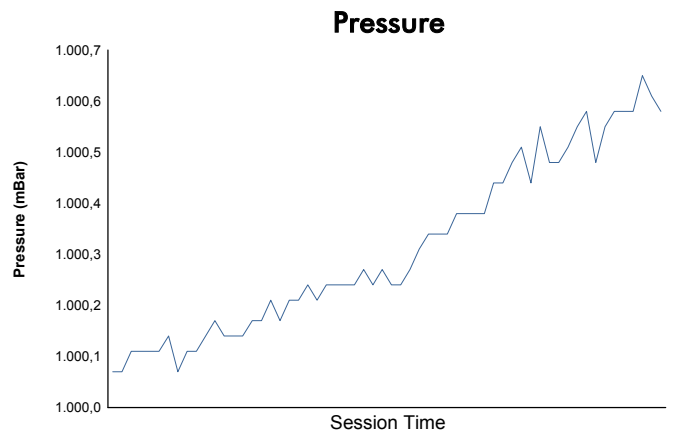
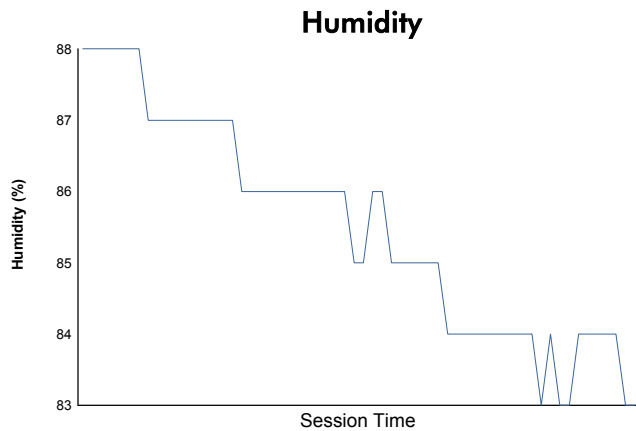
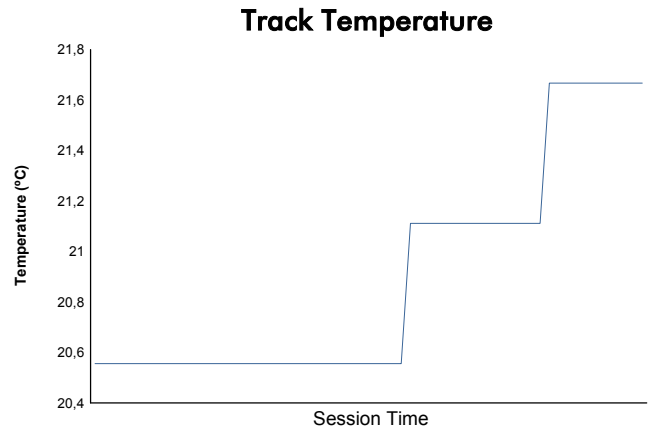
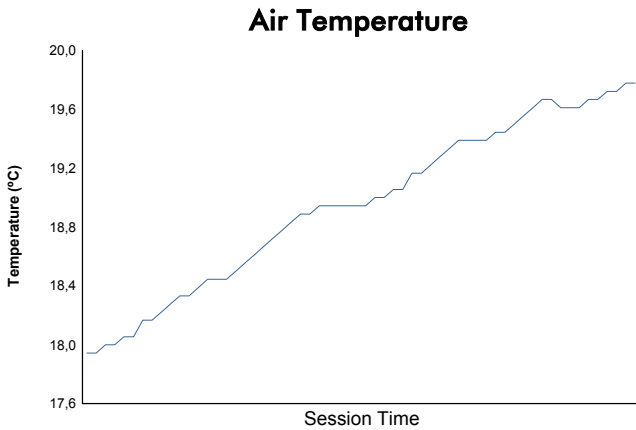
99	JMB Racing	Formula Le Mans - Oreca - 09
	1. Peter Kuteemann	FLM
	2. Nicolas Marroc	

1	2	2:02.550	39.909	50.889	31.752		2:02.550
2	2	1:46.451	22.455	50.866	33.130	232.4	3:49.001
3	2	1:42.193	22.425	48.506	31.262	254.4	5:31.194
4	2	1:37.836	20.384	47.149	30.303	257.4	7:09.030
5	2	1:36.734	20.087	46.848	29.799	256.8	8:45.764
6	2	1:37.340	19.880	47.439	30.021	258.0	10:23.104
7	2	1:47.772 B	21.200	48.231	38.341	259.8	12:10.876
8	1	4:34.467	3:06.772	54.623	33.072		16:45.343
9	1	1:46.506	22.047	50.970	33.489	252.1	18:31.849
10	1	1:45.712	21.261	51.963	32.488	254.4	20:17.561
11	1	1:45.258	21.293	50.890	33.075	255.6	22:02.819
12	1	1:44.907	21.677	50.777	32.453	252.1	23:47.726
13	1	1:45.078	21.322	50.949	32.807	252.1	25:32.804
14	1	1:44.833	21.269	50.854	32.710	251.5	27:17.637
15	1	1:46.844	21.173	52.658	33.013	253.2	29:04.481
16	1	1:44.863	21.618	50.334	32.911	255.0	30:49.344
17	1	1:53.040 B	20.996	50.323	41.721	254.4	32:42.384
18	1	4:35.814	3:11.714	51.766	32.334		37:18.198
19	1	1:44.056	21.380	50.311	32.365	250.9	39:02.254
20	1	1:44.328	21.353	50.225	32.750	250.9	40:46.582
21	1	1:44.965	21.812	50.190	32.963	250.9	42:31.547
22	1	1:45.359	21.581	50.710	33.068	250.4	44:16.906
23	1	1:44.297	21.275	50.190	32.832	253.2	46:01.203
24	1	1:43.044	21.050	49.531	32.463	251.5	47:44.247
25	1	1:46.015	21.496	51.165	33.354	250.4	49:30.262
26	1	1:43.119	21.153	49.834	32.132	253.2	51:13.381
27	1	1:42.573	20.908	49.884	31.781	253.2	52:55.954
28	1	1:43.416	21.191	49.958	32.267	252.7	54:39.370
29	1	1:44.051	20.890	50.210	32.951	251.5	56:23.421
30	1	1:43.488	21.154	49.991	32.343	252.1	58:06.909
31	1	1:45.655	21.082	50.292	34.281	252.7	59:52.564
32	1	1:57.986 B	21.598	53.261	43.127	249.8	1:01:50.550



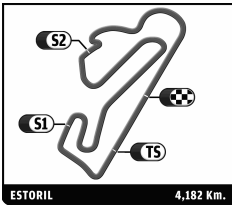
Computerised results and timing service

6 HOURS OF ESTORIL LE MANS SERIES Free Practice 3 Weather Report



Track Status:

DRY



LE MANS SERIES
6 HOURS OF ESTORIL
 Free Practice 2

Provisional Classification

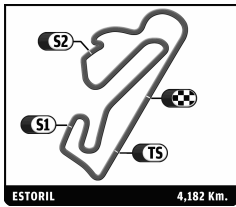
Nr.	Team	Drivers	Car	Cl	Ty	Time	Lap	Total	Gap	Kph
1	13 Rebellion Racing	A. Belicchi / J. Boullion	Lola B10/60 Coupé - Toyota	LM P1	M	1:30.935	25	27	-	165.6
2	16 Pescarolo Team	E. Collard / C. Tinseau / J. Jousse	Pescarolo - Judd	LM P1	M	1:31.983	20	30	+1.048	163.7
3	12 Rebellion Racing	N. Jani / N. Prost	Lola B10/60 Coupé - Toyota	LM P1	M	1:32.441	14	25	+1.506	162.9
4	40 Race Performance	M. Frey / R. Meichtry / J. Hirschi	Oreca 03 - Judd	LM P2	D	1:33.028	14	30	+2.093	161.8
5	41 Greaves Motorsport	K. Ojeh / O. Lombard / T. Kimber-Smith	Zytek Z11SN - Nissan	LM P2	D	1:33.385	5	26	+2.450	161.2
6	45 Boutsen Energy Racing	D. Kraihamer / T. Ebbesvik	Oreca 03 - Nissan	LM P2	D	1:33.389	6	27	+2.454	161.2
7	42 Sirakka Racing	N. Leventis / D. Watts / J. Kane	HPD ARX - 01d	LM P2	M	1:33.935	11	29	+3.000	160.3
8	46 TDS Racing	M. Beche / P. Thiriet / J. Firth	Oreca 03 - Nissan	LM P2	M	1:33.971	4	26	+3.036	160.2
9	39 Pecom Racing	L. Perez Compagnon / M. Russo / P. Kaffer	Lola B11/40 - Judd	LM P2	M	1:35.562	22	30	+4.627	157.5
10	44 Extreme Limite AM Paris	F. Rosler / M. Mello-Breyner / P. Mello-Breyner	Norma M200P - Judd	LM P2	D	1:35.590	21	23	+4.655	157.5
11	43 RLR Msport	B. Gates / R. Garofall / W. Hughes	MG Lola EX265 - Judd	LM P2	D	1:35.675	16	24	+4.740	157.4
12	99 JMB Racing	P. Kutemann / N. Marroc	Formula Le Mans - Oreca - 09	FLM	M	1:38.401	18	26	+7.466	153.0
13	95 Pegasus Racing	M. Schultis / P. Simon / J. Schell	Formula Le Mans - Oreca - 09	FLM	M	1:38.803	10	28	+7.868	152.4
14	77 Team Felbermayr - Proton	M. Lieb / R. Lietz	Porsche 911 RSR (997)	LM GTE Pro	M	1:39.870	14	27	+8.935	150.7
15	76 IMSA Performance Matmut	P. Pilet / W. Henzler	Porsche 911 RSR (997)	LM GTE Pro	M	1:40.563	12	26	+9.628	149.7
16	71 AF Corse	J. Melo / T. Vilander	Ferrari F458 Italia	LM GTE Pro	M	1:40.593	26	28	+9.658	149.7
17	92 Neil Garner Motorsport	J. Hartshorne / T. Graves / A. Kapadia	Formula Le Mans - Oreca - 09	FLM	M	1:40.965	3	9	+10.030	149.1
18	79 Jota	S. Dolan / S. Hancock	Aston Martin Vantage	LM GTE Pro	D	1:40.986	16	25	+10.051	149.1
19	89 Hankook Team Farnbacher	D. Farnbacher / A. Simonsen	Ferrari F458 Italia	LM GTE Pro	H	1:41.364	9	21	+10.429	148.5
20	66 JMW Motorsport	R. Bell / J. Walker	Ferrari F458 Italia	LM GTE Pro	D	1:41.583	9	29	+10.648	148.2
21	51 AF Corse	G. Fisichella / G. Bruni	Ferrari F458 Italia	LM GTE Pro	M	1:41.709	13	14	+10.774	148.0
22	75 Prospeed Competition	M. Goossens / M. Holzer	Porsche 911 RSR (997)	LM GTE Pro	M	1:42.080	15	22	+11.145	147.5
23	61 AF Corse	P. Perazzini / M. Cioci / S. Lemeret	Ferrari F430	LM GTE Am	M	1:42.421	8	26	+11.486	147.0
24	67 IMSA Performance Matmut	N. Armindo / R. Narac	Porsche 911 RSR (997)	LM GTE Am	M	1:42.511	9	27	+11.576	146.9
25	90 JMB Racing	S. Ayari / M. Rodrigues / P. Ballay	Ferrari F458 Italia	LM GTE Pro	D	1:42.782	4	27	+11.847	146.5
26	82 CRS Racing	K. Hummel / A. Christodoulou / P. Quaife	Ferrari F430	LM GTE Am	M	1:43.183	4	28	+12.248	145.9
27	88 Team Felbermayr - Proton	C. Ried / H. Felbermayr Jr.	Porsche 911 RSR (997)	LM GTE Am	M	1:43.744	3	23	+12.809	145.1

Fastest Lap	Lap 25	Jean Christophe Boullion	1:30.935	165.6 Kph
--------------------	--------	--------------------------	-----------------	-----------

Published at:

Track Status: **DRY**

Race Director:	Timekeeper:
-----------------------	--------------------



LE MANS SERIES

6 HOURS OF ESTORIL

Free Practice 2

Provisional Classification by Class

Nr.	Team	Drivers	Car	Ty	Time	Lap	Total	Gap	Kph
LM P1									
1	13 Rebellion Racing	A. Belicchi / J. Boullion	Lola B10/60 Coupé - Toyota	M	1:30.935	25	27		165.6
2	16 Pescarolo Team	E. Collard / C. Tinseau / J. Jousse	Pescarolo - Judd	M	1:31.983	20	30	+1.048	163.7
3	12 Rebellion Racing	N. Jani / N. Prost	Lola B10/60 Coupé - Toyota	M	1:32.441	14	25	+1.506	162.9
LM P2									
1	40 Race Performance	M. Frey / R. Meichtry / J. Hirschi	Oreca 03 - Judd	D	1:33.028	14	30		161.8
2	41 Greaves Motorsport	K. Ojeh / O. Lombard / T. Kimber-Smith	Zytek Z11SN - Nissan	D	1:33.385	5	26	+0.357	161.2
3	45 Boutsen Energy Racing	D. Kraihamer / T. Ebbesvik	Oreca 03 - Nissan	D	1:33.389	6	27	+0.361	161.2
4	42 Strakka Racing	N. Leventis / D. Watts / J. Kane	HPD ARX - 01d	M	1:33.935	11	29	+0.907	160.3
5	46 TDS Racing	M. Beche / P. Thiriet / J. Firth	Oreca 03 - Nissan	M	1:33.971	4	26	+0.943	160.2
6	39 Pecom Racing	L. Perez Compagnon / M. Russo / P. Kaffer	Lola B11/40 - Judd	M	1:35.562	22	30	+2.534	157.5
7	44 Extreme Limite AM Paris	F. Rosier / M. Mello-Breyner / P. Mello-Breyner	Norma M200P - Judd	D	1:35.590	21	23	+2.562	157.5
8	43 RLR Msport	B. Gates / R. Garofall / W. Hughes	MG Lola EX265 - Judd	D	1:35.675	16	24	+2.647	157.4
LM GTE Pro									
1	77 Team Felbermayr - Proton	M. Lieb / R. Lietz	Porsche 911 RSR (997)	M	1:39.870	14	27		150.7
2	76 IMSA Performance Matmut	P. Pilet / W. Henzler	Porsche 911 RSR (997)	M	1:40.563	12	26	+0.693	149.7
3	71 AF Corse	J. Melo / T. Vilander	Ferrari F458 Italia	M	1:40.593	26	28	+0.723	149.7
4	79 Jota	S. Dolan / S. Hancock	Aston Martin Vantage	D	1:40.986	16	25	+1.116	149.1
5	89 Hankook Team Farnbacher	D. Farnbacher / A. Simonsen	Ferrari F458 Italia	H	1:41.364	9	21	+1.494	148.5
6	66 JMW Motorsport	R. Bell / J. Walker	Ferrari F458 Italia	D	1:41.583	9	29	+1.713	148.2
7	51 AF Corse	G. Fisichella / G. Bruni	Ferrari F458 Italia	M	1:41.709	13	14	+1.839	148.0
8	75 Prospeed Competition	M. Goossens / M. Holzer	Porsche 911 RSR (997)	M	1:42.080	15	22	+2.210	147.5
9	90 JMB Racing	S. Ayari / M. Rodrigues / P. Bailly	Ferrari F458 Italia	D	1:42.782	4	27	+2.912	146.5
LM GTE Am									
1	61 AF Corse	P. Perazzini / M. Cioci / S. Lemeret	Ferrari F430	M	1:42.421	8	26		147.0
2	67 IMSA Performance Matmut	N. Armindo / R. Narac	Porsche 911 RSR (997)	M	1:42.511	9	27	+0.090	146.9
3	82 CRS Racing	K. Hummel / A. Christodoulou / P. Quaife	Ferrari F430	M	1:43.183	4	28	+0.762	145.9
4	88 Team Felbermayr - Proton	C. Ried / H. Felbermayr Jr.	Porsche 911 RSR (997)	M	1:43.744	3	23	+1.323	145.1
FLM									
1	99 JMB Racing	P. Kuterann / N. Marroc	Formula Le Mans - Oreca - 09	M	1:38.401	18	26		153.0
2	95 Pegasus Racing	M. Schultis / P. Simon / J. Schell	Formula Le Mans - Oreca - 09	M	1:38.803	10	28	+0.402	152.4
3	92 Neil Garner Motorsport	J. Hartshorne / T. Graves / A. Kapadia	Formula Le Mans - Oreca - 09	M	1:40.965	3	9	+2.564	149.1

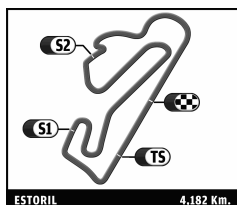
Published at:

Track Status:

DRY

Race Director:

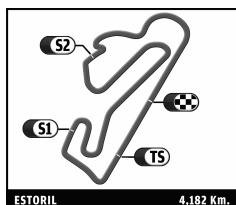
Timekeeper:



LE MANS SERIES
6 HOURS OF ESTORIL
 Free Practice 2

Best Sector Times

SECTOR 1			SECTOR 2			SECTOR 3			Pos	Team	Ideal Lap	Best Lap
Pos	Driver	Time	Driver	Time	Driver	Time						
1	13 J.Boullion	18.422	13 J.Boullion	43.858	16 J.Jousse	28.526	1	13 Rebellion Racing	1'30.821	1:30.935	(1)	
2	12 N.Jani	18.583	16 J.Jousse	44.469	13 J.Boullion	28.541	2	16 Pescarolo Team	1'31.656	1:31.983	(2)	
3	16 J.Jousse	18.661	12 N.Jani	44.569	12 N.Jani	28.588	3	12 Rebellion Racing	1'31.740	1:32.441	(3)	
4	41 T.Kimber-Smith	18.954	45 D.Kraihamer	45.196	45 D.Kraihamer	28.709	4	45 Boutsen Energy Racing	1'32.865	1:33.389	(6)	
5	40 J.Hirschi	18.955	40 J.Hirschi	45.233	42 D.Watts	28.827	5	40 Race Performance	1'33.028	1:33.028	(4)	
6	45 D.Kraihamer	18.960	41 T.Kimber-Smith	45.300	40 J.Hirschi	28.840	6	41 Greaves Motorsport	1'33.185	1:33.385	(5)	
7	42 D.Watts	19.063	46 M.Beche	45.625	41 T.Kimber-Smith	28.931	7	42 Strakka Racing	1'33.621	1:33.935	(7)	
8	46 M.Beche	19.067	42 J.Kane	45.731	46 M.Beche	29.132	8	46 TDS Racing	1'33.824	1:33.971	(8)	
9	44 P.Mello-Breyner	19.534	43 R.Garofall	45.857	44 F.Rosier	29.558	9	43 RLR Msport	1'35.270	1:35.675	(11)	
10	39 M.Russo	19.589	44 P.Mello-Breyner	46.210	39 M.Russo	29.627	10	44 Extreme Limite AM Paris	1'35.302	1:35.590	(10)	
11	43 R.Garofall	19.608	39 M.Russo	46.270	43 R.Garofall	29.805	11	39 Pecom Racing	1'35.486	1:35.562	(9)	
12	95 J.Schell	20.097	95 J.Schell	47.674	99 N.Marroc	30.306	12	95 Pegasus Racing	1'38.294	1:38.803	(13)	
13	99 N.Marroc	20.226	99 N.Marroc	47.869	95 J.Schell	30.523	13	99 JMB Racing	1'38.401	1:38.401	(12)	
14	77 R.Lietz	20.365	77 R.Lietz	48.189	76 P.Pilet	31.108	14	77 Team Felbermayr - Proton	1'39.687	1:39.870	(14)	
15	71 T.Vilander	20.470	76 P.Pilet	48.455	79 S.Hancock	31.129	15	76 IMSA Performance Matmut	1'40.097	1:40.563	(15)	
16	92 T.Graves	20.471	71 T.Vilander	48.566	77 R.Lietz	31.133	16	71 AF Corse	1'40.369	1:40.593	(16)	
17	76 W.Henzler	20.534	51 G.Fischella	49.011	71 T.Vilander	31.333	17	79 Jota	1'40.924	1:40.986	(18)	
18	89 A.Simonsen	20.588	92 T.Graves	49.088	89 A.Simonsen	31.405	18	92 Neil Garner Motorsport	1'40.965	1:40.965	(17)	
19	75 M.Goossens	20.633	79 S.Hancock	49.107	92 T.Graves	31.406	19	89 Hankook Team Farnbacher	1'41.171	1:41.364	(19)	
20	79 S.Hancock	20.688	66 R.Bell	49.111	51 G.Bruni	31.438	20	51 AF Corse	1'41.318	1:41.709	(21)	
21	66 R.Bell	20.708	89 A.Simonsen	49.178	66 R.Bell	31.527	21	66 JMW Motorsport	1'41.346	1:41.583	(20)	
22	67 N.Armindo	20.734	75 M.Goossens	49.362	75 M.Holzer	31.566	22	75 Prospeed Competition	1'41.561	1:42.080	(22)	
23	61 M.Cioci	20.850	67 N.Armindo	49.420	61 S.Lemeret	31.698	23	67 IMSA Performance Matmut	1'42.003	1:42.511	(24)	
24	90 S.Ayari	20.864	61 M.Cioci	49.497	90 S.Ayari	31.728	24	61 AF Corse	1'42.045	1:42.421	(23)	
25	51 G.Fischella	20.869	90 S.Ayari	49.947	67 R.Narac	31.849	25	90 JMB Racing	1'42.539	1:42.782	(25)	
26	82 P.Quaife	20.921	88 H.Felbermayr Jr.	50.030	82 A.Christadoulou	32.064	26	82 CRS Racing	1'43.087	1:43.183	(26)	
27	88 H.Felbermayr Jr.	21.170	82 P.Quaife	50.102	88 H.Felbermayr Jr.	32.256	27	88 Team Felbermayr - Proton	1'43.456	1:43.744	(27)	

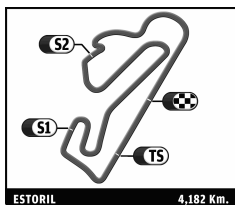


LE MANS SERIES 6 HOURS OF ESTORIL

Free Practice 2

Best Top Speeds

Team	Car	Class	Top Speed Driver	Top 1		Top 2		Top 3		Top 4		Top 5		Avg
				Kph	Lap	Kph	Lap	Kph	Lap	Kph	Lap	Kph	Lap	
12 Rebellion Racing	Lola B10/60 Coupé - Toyota	LM P1	N. Jani	279.6	12	278.2	25	278.2	24	278.2	23	277.5	22	278,3
16 Pescarolo Team	Pescarolo - Judd	LM P1	J. Jousse	278.2	13	277.5	30	277.5	22	277.5	14	276.8	7	277,5
13 Rebellion Racing	Lola B10/60 Coupé - Toyota	LM P1	J. Boullion	277.5	13	276.8	26	276.1	25	275.4	27	275.4	19	276,2
40 Race Performance	Oreca 03 - Judd	LM P2	J. Hirschi	271.3	15	270.7	30	270.0	16	269.3	4	269.3	25	270,1
42 Strakka Racing	HPD ARX - 01d	LM P2	D. Watts	269.3	14	268.0	13	267.4	15	267.4	21	267.4	7	267,9
44 Extreme Limite AM Paris	Norma M200P - Judd	LM P2	F. Rosier	267.4	7	266.1	22	265.4	4	264.8	19	264.8	5	265,7
46 TDS Racing	Oreca 03 - Nissan	LM P2	M. Beche	267.4	16	266.7	14	266.1	11	265.4	13	265.4	9	266,2
45 Boutsen Energy Racing	Oreca 03 - Nissan	LM P2	T. Ebbesvik	267.4	27	267.4	25	267.4	7	266.7	15	266.7	11	267,1
41 Greaves Motorsport	Zytek Z11SN - Nissan	LM P2	T. Kimber-Smith	265.4	16	265.4	9	265.4	17	264.8	8	264.8	11	265,2
99 JMB Racing	Formula Le Mans - Oreca - 09	FLM	N. Marroc	260.4	19	259.2	16	258.6	18	258.0	12	258.0	14	258,8
76 IMSA Performance Matmut	Porsche 911 RSR (997)	LM GTE Pro	P. Pilet	260.4	13	256.8	14	256.8	9	256.2	24	256.2	20	257,3
95 Pegasus Racing	Formula Le Mans - Oreca - 09	FLM	M. Schultis	260.4	28	259.8	16	259.8	14	259.8	6	259.8	9	259,9
39 Pecom Racing	Lola B11/40 - Judd	LM P2	M. Russo	259.8	30	259.8	16	259.2	15	259.2	26	259.2	23	259,4
77 Team Felbermayr - Proton	Porsche 911 RSR (997)	LM GTE Pro	R. Lietz	259.8	15	259.2	27	258.6	14	258.6	10	258.6	3	259,0
67 IMSA Performance Matmut	Porsche 911 RSR (997)	LM GTE Am	R. Narac	259.2	23	258.6	27	258.6	10	258.0	25	258.0	24	258,5
92 Neil Garner Motorsport	Formula Le Mans - Oreca - 09	FLM	T. Graves	258.6	3	258.6	4	241.6	2	239.5	6	237.4	9	247,1
75 Prospeed Competition	Porsche 911 RSR (997)	LM GTE Pro	M. Holzer	258.0	22	257.4	12	256.8	15	256.2	10	256.2	20	256,9
43 RLR Msport	MG Lola EX265 - Judd	LM P2	B. Gates	257.4	20	255.6	12	255.6	3	254.4	21	254.4	17	255,5
89 Hankook Team Farnbacher	Ferrari F458 Italia	LM GTE Pro	A. Simonsen	256.2	6	255.0	17	254.4	11	254.4	16	254.4	15	254,9
90 JMB Racing	Ferrari F458 Italia	LM GTE Pro	S. Ayari	256.2	3	256.2	4	256.2	5	254.4	9	254.4	11	255,5
61 AF Corse	Ferrari F430	LM GTE Am	M. Cioci	255.6	7	253.8	13	253.2	12	253.2	22	253.2	21	253,8
71 AF Corse	Ferrari F458 Italia	LM GTE Pro	J. Melo	255.6	20	255.0	13	254.4	15	253.8	10	253.8	14	254,5
79 Jota	Aston Martin Vantage	LM GTE Pro	S. Dolan	255.6	23	253.8	17	253.2	18	253.2	21	252.1	22	253,6
88 Team Felbermayr - Proton	Porsche 911 RSR (997)	LM GTE Am	C. Ried	255.6	23	255.6	9	254.4	22	254.4	21	253.8	4	254,8
51 AF Corse	Ferrari F458 Italia	LM GTE Pro	G. Fisichella	255.6	12	254.4	14	253.8	13	252.7	11	252.7	10	253,8
82 CRS Racing	Ferrari F430	LM GTE Am	P. Quaife	255.0	3	254.4	4	253.8	7	253.2	2	252.1	21	253,7
66 JMW Motorsport	Ferrari F458 Italia	LM GTE Pro	R. Bell	252.7	10	252.7	9	252.7	11	252.1	21	251.5	4	252,3



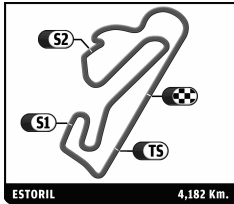
LE MANS SERIES

6 HOURS OF ESTORIL

After Free Practice 2

Event maximum speed

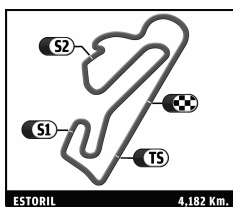
Team	Car	Class	Driver	Top Speed	Lap	Session
12 Rebellion Racing	Lola B10/60 Coupé - Toyota	LM P1	Nicolas Prost	283.9	6	Free Practice 1
16 Pescarolo Team	Pescarolo - Judd	LM P1	Emmanuel Collard	281.0	9	Free Practice 1
13 Rebellion Racing	Lola B10/60 Coupé - Toyota	LM P1	Jean Christophe Boullion	277.5	13	Free Practice 2
40 Race Performance	Oreca 03 - Judd	LM P2	Jonathan Hirschi	274.0	19	Free Practice 1
44 Extreme Limite AM Paris	Norma M200P - Judd	LM P2	Fabien Rosier	270.7	4	Free Practice 1
42 Strakka Racing	HPD ARX - 01d	LM P2	Danny Watts	269.3	14	Free Practice 2
41 Greaves Motorsport	Zytek Z11SN - Nissan	LM P2	Olivier Lombard	268.7	11	Free Practice 1
45 Boutsen Energy Racing	Oreca 03 - Nissan	LM P2	Dominik Kraihamer	267.4	5	Free Practice 1
46 TDS Racing	Oreca 03 - Nissan	LM P2	Jody Firth	267.4	6	Free Practice 1
92 Neil Garner Motorsport	Formula Le Mans - Oreca - 09	FLM	Alex Kapadia	266.1	7	Free Practice 1
39 Pecom Racing	Lola B11/40 - Judd	LM P2	Pierre Kaffer	264.8	4	Free Practice 1
95 Pegasus Racing	Formula Le Mans - Oreca - 09	FLM	Patrick Simon	262.9	5	Free Practice 1
99 JMB Racing	Formula Le Mans - Oreca - 09	FLM	Nicolas Marroc	262.3	7	Free Practice 1
67 IMSA Performance Matmut	Porsche 911 RSR (997)	LM GTE Am	Nicolas Armindo	261.0	13	Free Practice 1
77 Team Felbermayr - Proton	Porsche 911 RSR (997)	LM GTE Pro	Richard Lietz	261.0	4	Free Practice 1
76 IMSA Performance Matmut	Porsche 911 RSR (997)	LM GTE Pro	Patrick Pilet	260.4	13	Free Practice 2
43 RLR Msport	MG Lola EX265 - Judd	LM P2	Warren Hughes	259.2	4	Free Practice 1
88 Team Felbermayr - Proton	Porsche 911 RSR (997)	LM GTE Am	Christian Ried	259.2	11	Free Practice 1
75 Prospeed Competition	Porsche 911 RSR (997)	LM GTE Pro	Marco Holzer	258.0	22	Free Practice 2
90 JMB Racing	Ferrari F458 Italia	LM GTE Pro	Soheil Ayari	258.0	5	Free Practice 1
89 Hankook Team Farnbacher	Ferrari F458 Italia	LM GTE Pro	Dominik Farnbacher	257.4	12	Free Practice 1
66 JMW Motorsport	Ferrari F458 Italia	LM GTE Pro	Rob Bell	256.8	8	Free Practice 1
71 AF Corse	Ferrari F458 Italia	LM GTE Pro	Jaime Melo	256.8	6	Free Practice 1
82 CRS Racing	Ferrari F430	LM GTE Am	Adam Christodoulou	256.2	7	Free Practice 1
51 AF Corse	Ferrari F458 Italia	LM GTE Pro	Giancarlo Fisichella	255.6	12	Free Practice 2
61 AF Corse	Ferrari F430	LM GTE Am	Marco Cioci	255.6	7	Free Practice 1
79 Jota	Aston Martin Vantage	LM GTE Pro	Simon Dolan	255.6	12	Free Practice 1



LE MANS SERIES
6 HOURS OF ESTORIL
Free Practice 2

Fastest Lap Sequence

Practice Time	Team	Car	Class	Driver	Time	Kph	Lap
3:28.282	46 TDS Racing	Oreca 03 - Nissan	LM P2	Mathias Beche	1:36.393	156.2	2
3:31.781	41 Greaves Motorsport	Zytek Z11SN - Nissan	LM P2	Tom Kimber-Smith	1:35.796	157.2	2
5:02.776	46 TDS Racing	Oreca 03 - Nissan	LM P2	Mathias Beche	1:34.494	159.3	3
5:05.428	41 Greaves Motorsport	Zytek Z11SN - Nissan	LM P2	Tom Kimber-Smith	1:33.647	160.8	3
6:38.840	41 Greaves Motorsport	Zytek Z11SN - Nissan	LM P2	Tom Kimber-Smith	1:33.412	161.2	4
6:50.336	12 Rebellion Racing	Lola B10/60 Coupé - Toyota	LM P1	Neel Jani	1:32.707	162.4	4
8:22.887	12 Rebellion Racing	Lola B10/60 Coupé - Toyota	LM P1	Neel Jani	1:32.551	162.7	5
26:57.732	12 Rebellion Racing	Lola B10/60 Coupé - Toyota	LM P1	Neel Jani	1:32.518	162.7	12
30:05.051	12 Rebellion Racing	Lola B10/60 Coupé - Toyota	LM P1	Neel Jani	1:32.441	162.9	14
39:23.464	16 Pescarolo Team	Pescarolo - Judd	LM P1	Julien Jousse	1:31.983	163.7	20
58:24.176	13 Rebellion Racing	Lola B10/60 Coupé - Toyota	LM P1	Jean Christophe Boullion	1:30.935	165.6	25



LE MANS SERIES

6 HOURS OF ESTORIL

Free Practice 2

Sector Analysis

Lap	D	Time	Sector 1	Sector 2	Sector 3	T. Spd	Elapsed	Lap	D	Time	Sector 1	Sector 2	Sector 3	T. Spd	Elapsed
12 Rebellion Racing Lola B10/60 Coupé - Toyota 1. Neel Jani LM P1 2. Nicolas Prost								16 Pescarolo Team Pescarolo - Judd 1. Emmanuel Collard LM P1 2. Christophe Tinseau 3. Julien Jousse							
1	1	2:02.819	43.022	48.639	31.158		2:02.819	27	2	1:31.171	18.517	44.113	28.541	275.4	1:01:26.537
2	1	1:40.330	19.984	49.101	31.245	276.1	3:43.149	2	3	1:40.648	21.096	48.305	31.247	251.5	3:43.581
3	1	1:34.480	19.272	45.758	29.450	273.3	5:17.629	3	3	1:36.797	19.592	45.701	31.504	271.3	5:20.378
4	1	1:32.707	18.810	45.098	28.799	273.3	6:50.336	4	3	1:33.192	18.987	45.508	28.697	274.7	6:53.570
5	1	1:32.551	18.618	45.345	28.588	276.1	8:22.887	5	3	1:33.094	18.816	45.752	28.526	274.7	8:26.664
6	1	1:34.393	19.727	45.681	28.985	264.2	9:57.280	6	3	1:33.623	18.940	45.603	29.080	275.4	10:00.287
7	1	1:32.633	18.802	45.021	28.810	276.8	11:29.913	7	3	1:32.859	18.777	45.270	28.812	276.8	11:33.146
8	1	1:34.586	18.583	45.421	30.582	276.8	13:04.499	8	3	1:33.149	18.865	45.430	28.854	275.4	13:06.295
9	1	1:42.513 B	19.070	45.632	37.811	273.3	14:47.012	9	3	1:34.022	19.865	45.501	28.656	274.7	14:40.317
10	1	9:04.997	7:49.392	45.894	29.711		23:52.009	10	3	1:33.301	18.931	45.451	28.919	275.4	16:13.618
11	1	1:33.205	19.115	45.080	29.010	270.0	25:25.214	11	3	1:39.147 B	18.880	45.502	34.765	276.8	17:52.765
12	1	1:32.518	18.853	44.932	28.733	279.6	26:57.732	12	3	7:16.779	6:02.198	45.915	28.666		25:09.544
13	1	1:34.878	19.039	45.526	30.313	277.5	28:32.610	13	3	1:33.700	19.044	45.474	29.182	278.2	26:43.244
14	1	1:32.441	18.925	44.785	28.731	273.3	30:05.051	14	3	1:36.048	19.075	47.284	29.689	277.5	28:19.292
15	1	1:40.938 B	18.590	46.152	36.196	277.5	31:45.989	15	3	1:33.161	18.952	45.395	28.814	274.7	29:52.453
16	1	9:54.411	8:36.589	48.762	29.060		41:40.400	16	3	1:39.733 B	18.808	45.340	35.585	276.1	31:32.186
17	1	2:04.932 B	21.969	54.386	48.577	191.2	43:45.332	17	3	3:12.636	1:57.818	45.773	29.045		34:44.822
18	1	5:22.503	4:05.274	47.507	29.722		49:07.835	18	3	1:33.621	19.354	44.816	29.451	274.7	36:18.443
19	1	1:32.666	18.844	44.932	28.890	272.0	50:40.501	19	3	1:33.038	18.763	45.282	28.993	274.0	37:51.481
20	1	1:33.022	18.683	44.977	29.362	275.4	52:13.523	20	3	1:31.983	18.674	44.469	28.840	275.4	39:23.464
21	1	1:35.628	20.800	45.885	28.943	274.0	53:49.151	21	3	1:33.360	18.661	45.591	29.108	275.4	40:56.824
22	1	1:33.001	18.810	44.764	29.427	277.5	55:22.152	22	3	1:51.560 B	18.789	54.529	38.242	277.5	42:48.384
23	1	1:33.165	18.744	45.016	29.405	278.2	56:55.317	23	2	6:30.731	5:09.959	49.041	31.731		49:19.115
24	1	1:34.905	19.231	45.746	29.928	278.2	58:30.222	24	2	1:36.712	20.502	46.502	29.708	264.8	50:55.827
25	1	1:33.028	19.024	44.569	29.435	278.2	1:00:03.250	25	2	1:36.486	20.777	46.186	29.523	274.7	52:32.313
13 Rebellion Racing Lola B10/60 Coupé - Toyota 1. Andrea Belicchi LM P1 2. Jean Christophe Boullion								39 Pecom Racing Lola B11/40 - Judd 1. Luis Perez Companc LM P2 2. Matias Russo 3. Pierre Kaffer							
1	2	2:24.861	1:03.025	50.645	31.191		2:24.861	1	1	2:18.292	52.728	53.031	32.533		2:18.292
2	2	1:36.607	20.179	46.191	30.237	258.0	4:01.468	2	1	1:56.970	22.264	1:02.812	31.894	256.2	4:15.262
3	2	1:35.411	19.349	45.725	30.337	272.7	5:36.879	3	1	1:41.297	20.680	49.158	31.459	256.8	5:56.559
4	2	1:37.076	20.138	46.228	30.710	273.3	7:13.955	4	1	1:40.864	20.415	48.740	31.709	256.8	7:37.423
5	2	1:35.092	19.748	45.534	29.810	269.3	8:49.047	5	1	1:41.334	21.181	48.800	31.353	253.2	9:18.757
6	2	1:35.812	20.365	45.972	29.475	253.2	10:24.859	6	1	1:43.003	22.094	49.328	31.581	233.4	11:01.760
7	2	1:33.532	19.142	45.180	29.210	270.7	11:58.391	7	1	1:40.181	20.277	48.654	31.250	257.4	12:41.941
8	2	1:42.214 B	19.527	46.005	36.682	270.7	13:40.605	8	1	1:40.830	20.324	48.475	32.031	256.2	14:22.771
9	2	6:34.352	5:16.547	47.912	29.893		20:14.957	9	1	1:39.820	20.527	48.136	31.157	252.7	16:02.591
10	2	1:33.274	19.034	45.093	29.147	271.3	21:48.231	10	1	1:39.461	20.241	48.131	31.089	256.2	17:42.052
11	2	1:32.941	19.058	44.830	29.053	271.3	23:21.172	11	1	1:41.663	20.480	49.683	31.500	255.6	19:23.715
12	2	1:32.560	18.806	44.837	28.917	272.0	24:53.732	12	1	1:39.613	20.180	48.290	31.143	254.4	21:03.328
13	2	1:45.350 B	21.310	47.465	36.575	277.5	26:39.082	13	1	1:39.557	20.256	47.918	31.383	256.8	22:42.885
14	2	5:41.219	4:24.536	46.919	29.764		32:20.301	14	1	1:38.963	20.203	47.749	31.011	253.8	24:21.848
15	2	1:36.650	20.582	46.213	29.855	269.3	33:56.951	15	1	1:39.724	20.239	48.195	31.290	259.2	26:01.572
16	2	1:32.836	19.009	44.811	29.016	271.3	35:29.787	16	1	1:40.208	20.123	48.328	31.757	259.8	27:41.780
17	2	1:33.589	18.863	45.323	29.403	270.7	37:03.376	17	1	1:49.603 B	20.376	49.443	39.784	256.8	29:31.383
18	2	1:32.796	18.849	44.927	29.020	274.7	38:36.172	18	2	4:15.541	2:53.578	50.358	31.605		33:46.924
19	2	1:32.697	18.813	44.889	28.995	275.4	40:08.869	19	2	1:38.111	20.181	47.644	30.286	256.8	35:25.035
20	2	1:45.230 B	19.741	47.696	37.793	274.7	41:54.099	20	2	1:38.076	20.289	47.530	30.257	256.2	37:03.111
21	2	9:09.742	7:50.115	49.318	30.309		51:03.841								
22	2	1:33.633	18.960	44.928	29.745	273.3	52:37.474								
23	2	1:39.359 B	19.535	44.958	34.866	274.0	54:16.833								
24	2	2:36.408	1:21.627	45.677	29.104		56:53.241								
25	2	1:30.935	18.447	43.858	28.630	276.1	58:24.176								
26	2	1:31.190	18.422	44.187	28.581	276.8	59:55.366								



LE MANS SERIES

6 HOURS OF ESTORIL

Free Practice 2

Sector Analysis

■ Personal Best
 ■ Session Best
 ■ Crossing the finish line in pit lane

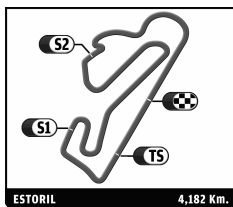
Lap	D	Time	Sector 1	Sector 2	Sector 3	T. Spd	Elapsed	Lap	D	Time	Sector 1	Sector 2	Sector 3	T. Spd	Elapsed
21	2	1:37.459	20.481	46.936	30.042	253.8	38:40.570	12	3	1:41.419 B	19.530	45.853	36.036	262.3	23:39.820
22	2	1:35.562	19.665	46.270	29.627	258.6	40:16.132	13	3	5:10.584	3:52.692	47.935	29.957		28:50.404
23	2	1:53.488 B	19.857	49.998	43.633	259.2	42:09.620	14	3	1:36.854	19.724	47.578	29.552	263.5	30:27.258
24	2	8:42.343	7:20.146	50.946	31.251		50:51.963	15	3	1:34.149	19.479	45.507	29.163	262.9	32:01.407
25	2	1:36.547	19.902	46.665	29.980	256.8	52:28.510	16	3	1:34.443	19.186	46.178	29.079	265.4	33:35.850
26	2	1:37.952	19.699	46.753	31.500	259.2	54:06.462	17	3	1:33.926	19.167	45.523	29.236	265.4	35:09.776
27	2	1:39.063	20.866	47.841	30.356	255.0	55:45.525	18	3	1:34.065	19.135	45.942	28.988	264.8	36:43.841
28	2	1:36.216	19.589	46.475	30.152	257.4	57:21.741	19	3	1:39.639 B	19.451	45.831	34.357	264.2	38:23.480
29	2	1:37.576	19.610	47.421	30.545	258.0	58:59.317	20	1	11:56.522	...	48.252	30.616		50:20.002
30	2	1:37.257	19.687	47.640	29.930	259.8	1:00:36.574	21	1	1:37.241	20.216	47.098	29.927	261.0	51:57.243
								22	1	1:39.338	20.019	47.213	32.106	263.5	53:36.581
								23	1	1:38.668	19.914	46.553	32.201	259.8	55:15.249
								24	1	1:37.801	20.279	47.428	30.094	261.0	56:53.050
								25	1	1:37.159	20.635	46.287	30.237	258.0	58:30.209
								26	1	1:37.620	20.034	47.627	29.959	262.3	1:00:07.829

Lap	D	Time	Sector 1	Sector 2	Sector 3	T. Spd	Elapsed	Lap	D	Time	Sector 1	Sector 2	Sector 3	T. Spd	Elapsed
1	3	2:15.802	52.150	52.509	31.143		2:15.802								
2	3	1:38.274	20.975	47.428	29.871	262.3	3:54.076								
3	3	1:39.553	19.621	48.876	31.056	267.4	5:33.629								
4	3	1:38.530	19.795	47.762	30.973	269.3	7:12.159								
5	3	1:36.210	19.388	46.385	30.437	262.3	8:48.369								
6	3	1:37.676	20.859	47.238	29.579	265.4	10:26.045								
7	3	1:37.202	19.347	47.229	30.626	268.7	12:03.247								
8	3	1:36.256	19.374	46.139	30.743	264.8	13:39.503								
9	3	1:42.820 B	19.505	47.096	36.219	264.2	15:22.323								
10	3	3:18.243	1:56.734	51.295	30.214		18:40.566								
11	3	1:35.239	19.605	45.950	29.684	264.8	20:15.805								
12	3	1:33.464	19.067	45.382	29.015	268.7	21:49.269								
13	3	1:33.907	19.114	45.724	29.069	267.4	23:23.176								
14	3	1:33.028	18.955	45.233	28.840	268.0	24:56.204								
15	3	1:37.128	19.972	47.423	29.733	271.3	26:33.332								
16	3	1:43.190 B	20.336	47.044	35.810	270.0	28:16.522								
17	1	6:03.340	4:44.025	47.997	31.318		34:19.862								
18	1	1:37.884	20.007	47.277	30.600	264.2	35:57.746								
19	1	1:42.030	20.808	48.699	32.523	265.4	37:39.776								
20	1	1:37.250	20.263	46.880	30.107	262.3	39:17.026								
21	1	1:39.487	20.656	48.882	29.949	264.8	40:56.513								
22	1	2:01.442 B	19.903	55.985	45.554	266.1	42:57.955								
23	1	6:46.788	5:27.438	48.828	30.522		49:44.743								
24	1	1:37.695	19.517	47.099	31.079	268.0	51:22.438								
25	1	1:36.749	19.500	46.588	30.661	269.3	52:59.187								
26	1	1:37.044	19.285	46.818	30.941	268.0	54:36.231								
27	1	1:36.130	19.709	46.530	29.891	269.3	56:12.361								
28	1	1:38.185	19.260	46.521	32.404	268.7	57:50.546								
29	1	1:35.838	19.939	46.204	29.695	253.8	59:26.384								
30	1	1:36.662	19.384	46.846	30.432	270.7	1:01:03.046								

Lap	D	Time	Sector 1	Sector 2	Sector 3	T. Spd	Elapsed	Lap	D	Time	Sector 1	Sector 2	Sector 3	T. Spd	Elapsed
1	3	1:55.985	35.278	48.497	32.210		1:55.985								
2	3	1:35.796	20.155	46.387	29.254	259.8	3:31.781								
3	3	1:33.647	19.262	45.358	29.027	264.2	5:05.428								
4	3	1:33.412	19.150	45.331	28.931	264.2	6:38.840								
5	3	1:33.385	18.954	45.361	29.700	264.8	8:12.225								
6	3	1:40.497 B	19.300	45.868	35.329	264.2	9:52.722								
7	3	5:49.078	4:33.865	46.006	29.207		15:41.800								
8	3	1:34.100	19.125	46.023	28.952	264.8	17:15.900								
9	3	1:35.433	19.128	45.793	30.512	265.4	18:51.333								
10	3	1:33.508	19.095	45.461	28.952	264.8	20:24.841								
11	3	1:33.560	19.327	45.300	28.933	264.8	21:58.401								

Lap	D	Time	Sector 1	Sector 2	Sector 3	T. Spd	Elapsed	Lap	D	Time	Sector 1	Sector 2	Sector 3	T. Spd	Elapsed
1	2	2:10.758	51.518	49.497	29.743		2:10.758								
2	2	1:37.015	19.783	47.467	29.765	262.9	3:47.773								
3	2	1:42.703 B	19.911	47.136	35.656	265.4	5:30.476								
4	2	3:26.095	2:05.461	48.142	32.492		8:56.571								
5	2	1:38.034	21.612	46.502	29.920	209.0	10:34.605								
6	2	1:35.320	19.482	46.569	29.269	265.4	12:09.925								
7	2	1:37.416	19.730	46.862	30.824	267.4	13:47.341								
8	2	1:35.005	19.340	46.263	29.402	262.9	15:22.346								
9	2	1:46.984 B	19.206	46.269	41.509	265.4	17:09.330								
10	2	3:49.438	2:29.628	50.015	29.795		20:58.768								
11	2	1:33.935	19.063	46.045	28.827	266.7	22:32.703								
12	2	1:35.785	19.767	46.060	29.958	265.4	24:08.488								
13	2	1:36.673	20.079	47.460	29.134	268.0	25:45.161								
14	2	1:36.255	20.790	46.443	29.022	269.3	27:21.416								
15	2	1:43.482 B	19.135	46.418	37.929	267.4	29:04.898								
16	3	3:28.400	2:11.454	47.467	29.479		32:33.298								
17	3	1:34.948	19.383	46.231	29.334	265.4	34:08.246								
18	3	1:34.653	19.374	45.916	29.363	265.4	35:42.899								
19	3	1:37.113	19.944	47.475	29.694	266.7	37:20.012								
20	3	1:34.918	19.720	46.141	29.057	266.1	38:54.930								
21	3	1:48.841 B	20.132	48.099	40.610	267.4	40:43.771								
22	3	8:29.218	7:10.388	47.417	31.413		49:12.989								
23	3	1:35.356	19.750	46.245	29.361	259.8	50:48.345								
24	3	1:35.114	19.489	45.788	29.837	263.5	52:23.459								
25	3	1:34.119	19.522	45.760	28.837	261.0	53:57.578								
26	3	1:34.123	19.363	45.731	29.029	263.5	55:31.701								
27	3	1:34.969	19.232	46.052	29.685	265.4	57:06.670								
28	3	1:37.325	20.223	46.682	30.420	265.4	58:43.995								
29	3	1:34.883	19.721	45.920	29.242	260.4	1:00:18.878								

Lap	D	Time	Sector 1	Sector 2	Sector 3	T. Spd	Elapsed	Lap	D	Time	Sector 1	Sector 2	Sector 3	T. Spd	Elapsed
1	2	2:28.008	1:06.716	49.439	31.853		2:28.008								
2	2	1:37.316	20.236	47.066	30.014	251.5	4:05.324								
3	2	1:38.663	19.744	48.356	30.563	255.6	5:43.987								



LE MANS SERIES 6 HOURS OF ESTORIL

Free Practice 2

Sector Analysis

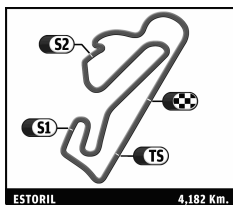
Lap	D	Time	Sector 1	Sector 2	Sector 3	T. Spd	Elapsed	Lap	D	Time	Sector 1	Sector 2	Sector 3	T. Spd	Elapsed
8	2	1:37.168	19.947	46.565	30.656	252.7	18:10.045	12	1	4:25.974	3:08.086	46.155	31.733		25:53.292
9	2	1:36.205	20.038	46.362	29.805	252.7	19:46.250	13	1	1:36.678	20.243	46.052	30.383	264.8	27:29.970
10	2	1:50.090	20.334	49.207	40.549	252.7	21:36.340	14	1	1:33.458	19.362	45.196	28.900	261.7	29:03.428
11	2	2:37.678	1:19.409	48.044	30.225		24:14.018	15	1	1:42.531	19.193	46.317	37.021	266.7	30:45.959
12	2	1:37.218	19.810	46.355	31.053	255.6	25:51.236	16	1	6:26.622	5:10.210	46.992	29.420		37:12.581
13	2	1:47.834	21.888	55.343	30.603	206.7	27:39.070	17	1	1:34.916	20.204	45.479	29.233	266.1	38:47.497
14	2	1:35.984	19.608	46.270	30.106	253.2	29:15.054	18	1	1:37.877	20.247	47.867	29.763	265.4	40:25.374
15	2	1:38.783	20.096	47.734	30.953	253.2	30:53.837	19	1	1:48.039	19.059	45.789	43.191	264.8	42:13.413
16	2	1:35.675	19.635	45.857	30.183	253.2	32:29.512	20	2	7:05.302	5:45.990	48.555	30.757		49:18.715
17	2	1:42.390	19.610	46.428	36.352	254.4	34:11.902	21	2	1:37.147	20.008	46.575	30.564	262.9	50:55.862
18	1	3:10.149	1:48.167	49.785	32.197		37:22.051	22	2	1:38.765	21.409	46.901	30.455	263.5	52:34.627
19	1	1:38.821	20.807	47.642	30.372	252.1	39:00.872	23	2	1:35.957	19.502	46.051	30.404	265.4	54:10.584
20	1	15:35.480	20.676	...	31.380	257.4	54:36.352	24	2	1:35.632	19.382	46.042	30.208	265.4	55:46.216
21	1	1:40.046	20.903	48.028	31.115	254.4	56:16.398	25	2	1:39.103	19.423	49.553	30.127	267.4	57:25.319
22	1	1:39.522	20.819	47.907	30.796	252.1	57:55.920	26	2	1:36.817	19.153	47.859	29.805	266.7	59:02.136
23	1	1:38.373	20.333	47.683	30.357	252.1	59:34.293	27	2	1:36.893	19.303	48.004	29.586	267.4	1:00:39.029
24	1	1:41.116	21.978	48.175	30.963	253.2	1:01:15.409								

44		Extreme Limite AM Paris	Norma M200P - Judd			LM P2	
		1.Fabien Rosier	3.Pedro Mello-Breyner				
		2.Manuel Mello-Breyner					
1	1	2:22.043	1:00.606	50.274	31.163		2:22.043
2	1	1:48.573	20.502	48.124	39.947	263.5	4:10.616
3	1	6:22.654	5:03.239	48.902	30.513		10:33.270
4	1	1:36.291	19.957	46.620	29.714	265.4	12:09.561
5	1	1:38.905	19.772	48.540	30.593	264.8	13:48.466
6	1	1:35.873	19.938	46.377	29.558	262.9	15:24.339
7	1	1:46.838	19.605	46.460	40.773	267.4	17:11.177
8	2	5:31.904	3:57.933	55.614	38.357		22:43.081
9	2	1:48.287	26.048	50.180	32.059	153.9	24:31.368
10	2	4:17.283	2:25.443	1:04.370	47.470	264.2	28:48.651
11	2	7:08.527	5:44.793	51.986	31.748		35:57.178
12	2	1:42.543	20.952	48.791	32.800	253.2	37:39.721
13	2	1:40.296	20.759	48.538	30.999	253.2	39:20.017
14	2	1:40.767	20.766	49.061	30.940	251.5	41:00.784
15	2	2:00.742	20.307	53.433	47.002	262.3	43:01.526
16	3	6:24.675	5:04.319	48.887	31.469		49:26.201
17	3	1:39.795	20.427	48.051	31.317	261.0	51:05.996
18	3	1:37.704	19.895	47.107	30.702	262.9	52:43.700
19	3	1:39.358	19.725	48.355	31.278	264.8	54:23.058
20	3	1:36.247	19.662	46.461	30.124	262.9	55:59.305
21	3	1:35.590	19.629	46.210	29.751	264.2	57:34.895
22	3	1:40.543	19.944	48.773	31.826	266.1	59:15.438
23	3	1:36.644	19.534	46.708	30.402	264.2	1:00:52.082

45		Boutsen Energy Racing	Oreca 03 - Nissan			LM P2	
		1.Dominik Kraihamer					
		2.Thor-Christian Ebbsvik					
1	1	2:02.663	39.971	49.985	32.707		2:02.663
2	1	1:42.331	21.037	49.905	31.389	261.0	3:44.994
3	1	1:36.040	20.390	45.894	29.756	265.4	5:21.034
4	1	1:33.682	19.056	45.450	29.176	266.7	6:54.716
5	1	1:34.086	18.960	45.739	29.387	264.8	8:28.802
6	1	1:33.389	19.213	45.467	28.709	266.1	10:02.191
7	1	1:40.814	18.980	45.531	36.303	267.4	11:43.005
8	1	4:51.923	3:34.737	46.583	30.603		16:34.928
9	1	1:35.228	19.504	45.830	29.894	265.4	18:10.156
10	1	1:33.713	19.132	45.262	29.319	266.7	19:43.869
11	1	1:43.449	20.344	46.111	36.994	266.7	21:27.318

46		TDS Racing	Oreca 03 - Nissan			LM P2	
		1.Mathias Beche	3.Jody Firth				
		2.Pierre Thiriet					
1	1	1:51.889	31.614	49.771	30.504		1:51.889
2	1	1:36.393	20.044	46.750	29.599	256.8	3:28.282
3	1	1:34.494	19.270	46.049	29.175	262.3	5:02.776
4	1	1:33.971	19.092	45.747	29.132	263.5	6:36.747
5	1	1:44.287	19.067	45.898	39.322	264.2	8:21.034
6	1	4:54.697	3:38.469	46.824	29.404		13:15.731
7	1	1:35.973	19.245	45.776	30.952	261.7	14:51.704
8	1	1:37.460	19.540	48.522	29.398	262.9	16:29.164
9	1	1:43.125	19.157	45.625	38.343	265.4	18:12.289
10	1	6:19.335	5:01.310	47.042	30.983		24:31.624
11	1	1:36.360	19.728	45.814	30.818	266.1	26:07.984
12	1	1:36.253	19.360	46.750	30.143	264.2	27:44.237
13	1	1:35.098	19.255	46.547	29.296	265.4	29:19.335
14	1	1:38.809	19.405	48.001	31.403	266.7	30:58.144
15	1	1:35.966	19.446	46.806	29.714	262.3	32:34.110
16	1	1:42.449	19.279	46.377	36.793	267.4	34:16.559
17	2	3:41.553	2:19.668	51.214	30.671		37:58.112
18	2	1:38.303	20.276	47.927	30.100	263.5	39:36.415
19	2	1:57.351	19.862	1:00.783	36.706	262.3	41:33.766
20	2	2:07.090	23.163	58.577	45.350	251.5	43:40.856
21	2	8:56.597	7:36.695	49.254	30.648		52:37.453
22	2	1:38.442	20.330	48.081	30.031	259.2	54:15.895
23	2	1:35.684	19.437	46.617	29.630	261.7	55:51.579
24	2	1:36.762	19.780	47.502	29.480	263.5	57:28.341
25	2	1:37.687	20.739	47.328	29.620	264.8	59:06.028
26	2	1:37.336	19.517	47.680	30.139	264.8	1:00:43.364

51		AF Corse	Ferrari F458 Italia			LM GTE Pro	
		1.Giancarlo Fisichella					
		2.Gianmaria Bruni					
1	2	6:39.310	5:00.520	55.072	43.718		6:39.310
2	2	20:07.574	...	52.392	34.038		26:46.884
3	2	1:46.260	22.024	51.711	32.525	223.0	28:33.144
4	2	1:43.108	21.513	49.800	31.795	239.0	30:16.252
5	2	1:42.003	21.016	49.549	31.438	249.2	31:58.255
6	2	1:51.963	20.964	49.459	41.540	249.8	33:50.218
7	1	6:41.745	5:14.333	53.107	34.305		40:31.963
8	1	1:52.821	21.681	50.960	40.180	249.2	42:24.784
9	1	7:23.643	6:00.223	50.785	32.635		49:48.427



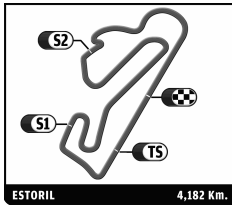
LE MANS SERIES

6 HOURS OF ESTORIL

Free Practice 2

Sector Analysis

								■ Personal Best ■ Session Best ■ Crossing the finish line in pit lane							
Lap	D	Time	Sector 1	Sector 2	Sector 3	T. Spd	Elapsed	Lap	D	Time	Sector 1	Sector 2	Sector 3	T. Spd	Elapsed
10	1	1:43.476	21.546	49.638	32.292	252.7	51:31.903	21	2	1:43.636	20.990	50.391	32.255	252.1	41:34.927
11	1	1:41.969	20.947	49.242	31.780	252.7	53:13.872	22	2	2:07.852 B	22.621	58.699	46.532	235.4	43:42.779
12	1	1:43.794	21.448	50.029	32.317	255.6	54:57.666	23	2	6:57.301	5:32.757	52.056	32.488		50:40.080
13	1	1:41.709	20.869	49.011	31.829	253.8	56:39.375	24	2	1:43.598	21.614	49.864	32.120	236.4	52:23.678
14	1	1:50.594 B	21.658	49.790	39.146	254.4	58:29.969	25	2	1:42.884	21.246	49.693	31.945	245.3	54:06.562
61 AF Corse Ferrari F430 LM GTE Am								67 IMSA Performance Matmut Porsche 911 RSR (997) LM GTE Am							
1. Piergiuseppe Perazzini								1. Nicolas Armindo							
2. Marco Cioci								2. Raymond Narac							
3. Stéphane Lemeret															
1	2	2:32.050	57.483	58.214	36.353		2:32.050	1	1	2:06.325	41.802	50.963	33.560		2:06.325
2	2	1:45.890	22.036	51.015	32.839	249.2	4:17.940	2	1	1:44.799	21.434	50.885	32.480	256.2	3:51.124
3	2	1:53.912 B	21.292	52.557	40.063	249.2	6:11.852	3	1	1:56.522 B	21.518	51.702	43.302	244.3	5:47.646
4	2	5:05.044 B	3:33.738	51.884	39.422		11:16.896	4	1	3:24.250	2:02.256	49.976	32.018		9:11.896
5	2	3:35.097	2:03.825	54.081	37.191		14:51.993	5	1	1:43.471	21.637	49.420	32.414	220.3	10:55.367
6	2	1:43.412	21.244	50.091	32.077	249.8	16:35.405	6	1	1:42.894	21.040	49.866	31.988	256.2	12:38.261
7	2	1:42.745	20.980	49.497	32.268	255.6	18:18.150	7	1	1:51.141 B	20.918	49.905	40.318	256.2	14:29.402
8	2	1:42.421	20.850	49.560	32.011	252.1	20:00.571	8	1	3:50.633	2:28.501	50.126	32.006		18:20.035
9	2	1:49.824 B	21.031	49.822	38.971	250.4	21:50.395	9	1	1:42.511	20.925	49.721	31.865	255.6	20:02.546
10	2	3:34.554	2:10.015	51.918	32.621		25:24.949	10	1	1:42.542	20.734	49.726	32.082	258.6	21:45.088
11	2	1:43.048	21.356	49.824	31.868	243.2	27:07.997	11	1	1:53.575 B	21.390	52.740	39.445	256.2	23:38.663
12	2	1:42.540	20.960	49.668	31.912	253.2	28:50.537	12	2	3:51.470	2:26.804	52.036	32.630		27:30.133
13	2	1:45.094	21.139	51.493	32.462	253.8	30:35.631	13	2	1:43.382	21.172	50.181	32.029	256.8	29:13.515
14	2	1:42.728	21.310	49.516	31.902	248.7	32:18.359	14	2	1:47.863	21.367	53.295	33.201	249.2	31:01.378
15	2	1:56.516 B	22.207	54.069	40.240	239.5	34:14.875	15	2	1:44.244	21.555	50.273	32.416	257.4	32:45.622
16	3	4:14.171	2:48.668	52.599	32.904		38:29.046	16	2	1:43.253	21.225	49.742	32.286	257.4	34:28.875
17	3	1:45.157	21.559	51.085	32.513	250.9	40:14.203	17	2	1:44.158	21.280	50.357	32.521	256.8	36:13.033
18	3	1:57.558 B	21.461	53.051	43.046	251.5	42:11.761	18	2	1:52.118 B	21.035	50.078	41.005	254.4	38:05.151
19	3	7:22.662	5:56.597	52.606	33.459		49:34.423	19	2	3:18.482	1:51.988	53.956	32.538		41:23.633
20	3	1:46.002	21.678	51.824	32.500	244.3	51:20.425	20	2	2:07.114 B	22.452	1:01.149	43.513	256.8	43:30.747
21	3	1:44.366	21.263	51.072	32.031	253.2	53:04.791	21	2	5:42.444	4:19.336	50.785	32.323		49:13.191
22	3	1:43.093	21.099	50.040	31.954	253.2	54:47.884	22	2	1:42.824	21.018	49.957	31.849	255.6	50:56.015
23	3	1:43.267	21.082	50.110	32.075	251.5	56:31.151	23	2	1:44.857	21.720	51.135	32.002	259.2	52:40.872
24	3	1:42.655	21.124	49.833	31.698	250.9	58:13.806	24	2	1:43.721	20.947	49.735	33.039	258.0	54:24.593
25	3	1:45.135	21.268	50.744	33.123	251.5	59:58.941	25	2	1:48.197 B	21.040	49.549	37.608	258.0	56:12.790
26	3	1:44.741	21.451	50.539	32.751	250.4	1:01:43.682	26	1	2:49.562	1:25.434	50.270	33.858		59:02.352
66 JMW Motorsport Ferrari F458 Italia LM GTE Pro								71 AF Corse Ferrari F458 Italia LM GTE Pro							
1. Rob Bell								1. Jaime Melo							
2. James Walker								2. Toni Vilander							
1	1	2:13.773	45.682	55.778	32.313		2:13.773	1	1	3:03.813	1:35.002	55.541	33.270		3:03.813
2	1	1:43.125	21.044	50.298	31.783	249.8	3:56.898	2	1	1:44.478	21.554	50.719	32.205	249.2	4:48.291
3	1	1:42.161	20.873	49.656	31.632	250.4	5:39.059	3	1	1:43.582	21.215	50.145	32.222	251.5	6:31.873
4	1	1:48.579 B	20.708	49.595	38.276	251.5	7:27.638	4	1	2:00.377	20.878	1:06.394	33.105	251.5	8:32.250
5	1	4:38.095	3:14.202	50.528	33.365		12:05.733	5	1	1:42.529	20.985	49.853	31.691	252.1	10:14.779
6	1	1:42.958	21.228	49.111	32.619	241.6	13:48.691	6	1	1:42.008	20.667	49.678	31.663	253.8	11:56.787
7	1	1:42.238	21.091	49.522	31.625	249.2	15:30.929	7	1	1:49.507 B	20.816	50.678	38.013	250.9	13:46.294
8	1	1:41.753	20.830	49.363	31.560	251.5	17:12.682	8	1	5:15.303	3:53.082	50.325	31.896		19:01.597
9	1	1:41.583	20.722	49.288	31.573	252.7	18:54.265	9	1	1:41.896	20.732	49.487	31.677	252.1	20:43.493
10	1	1:42.219	20.709	49.890	31.620	252.7	20:36.484	10	1	1:42.125	20.778	49.666	31.681	253.8	22:25.618
11	1	1:41.646	20.733	49.386	31.527	252.7	22:18.130	11	1	1:42.145	20.985	49.499	31.661	251.5	24:07.763
12	1	1:48.199 B	20.929	49.269	38.001	248.7	24:06.329	12	1	1:43.359	20.551	49.687	33.121	253.8	25:51.122
13	2	3:41.323	2:15.518	52.852	32.953		27:47.652	13	1	1:42.180	20.619	49.779	31.782	255.0	27:33.302
14	2	1:45.123	21.649	50.930	32.544	245.9	29:32.775	14	1	1:41.837	20.648	49.623	31.566	253.8	29:15.139
15	2	1:43.733	21.456	50.002	32.275	248.7	31:16.508	15	1	1:48.460 B	20.952	50.207	37.301	254.4	31:03.599
16	2	1:43.991	21.373	50.189	32.429	249.2	33:00.499								
17	2	1:43.023	21.316	49.791	31.916	249.8	34:43.522								
18	2	1:42.857	21.372	49.477	32.008	249.8	36:26.379								
19	2	1:42.574	21.160	49.589	31.825	250.4	38:08.953								
20	2	1:42.338	21.103	49.378	31.857	250.9	39:51.291								



LE MANS SERIES
6 HOURS OF ESTORIL
Free Practice 2

Sector Analysis

■ Personal Best ■ Session Best **B** Crossing the finish line in pit lane

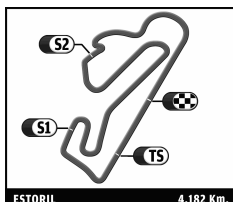
Lap	D	Time	Sector 1	Sector 2	Sector 3	T. Spd	Elapsed	Lap	D	Time	Sector 1	Sector 2	Sector 3	T. Spd	Elapsed
16	1	3:42.220	2:19.194	50.553	32.473		34:45.819	17	2	1:41.427	20.534	49.383	31.510	255.6	35:14.203
17	1	1:42.725	21.315	49.454	31.956	245.3	36:28.544	18	2	1:52.248 B	21.683	50.311	40.254	255.6	37:06.451
18	1	1:42.298	20.996	49.536	31.766	251.5	38:10.842	19	2	4:11.311	2:48.986	50.785	31.540		41:17.762
19	1	1:41.341	20.861	49.042	31.438	253.2	39:52.183	20	2	1:53.315 B	20.447	50.672	42.196	256.2	43:11.077
20	1	1:53.179 B	20.739	51.594	40.846	255.6	41:45.362	21	2	6:53.759	5:30.886	51.061	31.812		50:04.836
21	2	7:57.452	6:33.633	51.778	32.041		49:42.814	22	2	1:41.661	20.854	49.272	31.535	253.8	51:46.497
22	2	1:43.556	20.749	49.701	33.106	251.5	51:26.370	23	2	1:41.364	20.811	49.062	31.491	254.4	53:27.861
23	2	1:40.995	20.613	48.847	31.535	250.9	53:07.365	24	2	1:48.333 B	21.489	49.629	37.215	256.2	55:16.194
24	2	1:45.969	20.470	53.079	32.420	253.2	54:53.334	25	2	3:19.838	1:58.965	49.362	31.511		58:36.032
25	2	1:40.613	20.568	48.712	31.333	252.1	56:33.947	26	2	1:41.260	20.731	49.041	31.488	256.2	1:00:17.292
26	2	1:40.593	20.627	48.566	31.400	252.7	58:14.540								
27	2	1:40.993	20.784	48.840	31.369	252.7	59:55.533								
28	2	1:53.378 B	21.225	49.636	42.517	252.7	1:01:48.911								

Lap	D	Time	Sector 1	Sector 2	Sector 3	T. Spd	Elapsed
1	2	2:47.597	1:21.853	52.368	33.376		2:47.597
2	2	1:42.802	20.934	49.984	31.884	255.0	4:30.399
3	2	1:42.305	20.781	49.733	31.791	258.6	6:12.704
4	2	1:42.492	20.694	49.965	31.833	258.0	7:55.196
5	2	1:52.029 B	20.858	50.346	40.825	256.8	9:47.225
6	2	5:40.358	4:12.858	52.106	35.394		15:27.583
7	2	1:42.831	20.928	49.785	32.118	255.6	17:10.414
8	2	1:41.836	20.646	49.344	31.846	257.4	18:52.250
9	2	1:46.909	21.582	52.845	32.482	255.0	20:39.159
10	2	1:41.759	20.728	49.327	31.704	258.6	22:20.918
11	2	1:50.342 B	20.878	50.018	39.446	256.2	24:11.260
12	2	4:47.885	3:20.400	54.486	32.999		28:59.145
13	2	1:40.482	20.643	48.551	31.288	256.2	30:39.627
14	2	1:39.870	20.432	48.197	31.241	258.6	32:19.497
15	2	1:42.755	22.091	49.531	31.133	259.8	34:02.252
16	2	1:39.975	20.365	48.189	31.421	258.0	35:42.227
17	2	1:49.328 B	20.455	49.344	39.529	256.2	37:31.555
18	1	3:39.329	2:16.719	50.812	31.798		41:10.884
19	1	1:59.331 B	20.770	50.843	47.718	256.2	43:10.215
20	1	6:21.234	4:59.688	50.139	31.407		49:31.449
21	1	1:41.208	20.927	48.849	31.432	256.2	51:12.657
22	1	1:40.823	20.726	48.553	31.544	258.0	52:53.480
23	1	1:42.219	21.321	49.275	31.623	257.4	54:35.699
24	1	1:42.003	21.097	49.245	31.661	256.2	56:17.702
25	1	1:40.700	20.673	48.696	31.331	258.0	57:58.402
26	1	1:41.013	20.566	48.898	31.549	257.4	59:39.415
27	1	1:41.191	20.662	49.110	31.419	259.2	1:01:20.606

Lap	D	Time	Sector 1	Sector 2	Sector 3	T. Spd	Elapsed
1	1	2:07.843	42.825	52.655	32.363		2:07.843
2	1	1:43.874	21.225	50.525	32.124	253.8	3:51.717
3	1	1:44.181	21.397	50.604	32.180	242.1	5:35.898
4	1	1:42.992	21.082	49.928	31.982	255.0	7:18.890
5	1	1:43.020	21.036	49.767	32.217	252.1	9:01.910
6	1	1:54.572 B	23.257	50.625	40.690	194.6	10:56.482
7	1	7:05.961 B	5:34.193	52.625	39.143		18:02.443
8	1	5:49.923	4:26.996	50.663	32.264		23:52.366
9	1	1:42.805	21.033	49.779	31.993	249.2	25:35.171
10	1	1:42.493	20.923	49.575	31.995	256.2	27:17.664
11	1	1:42.421	20.706	49.835	31.880	255.0	29:00.085
12	1	1:49.417 B	20.641	49.911	38.865	257.4	30:49.502
13	1	4:40.321	3:16.298	51.860	32.163		35:29.823
14	1	1:42.134	20.746	49.392	31.996	255.0	37:11.957
15	1	1:42.080	20.836	49.362	31.882	256.8	38:54.037
16	1	1:55.051 B	20.633	49.992	44.426	255.6	40:49.088
17	2	8:46.146	7:22.332	50.598	33.216		49:35.234
18	2	1:44.458	21.525	50.821	32.112	237.9	51:19.692
19	2	1:42.190	20.929	49.695	31.566	254.4	53:01.882
20	2	1:49.340 B	20.849	50.266	38.225	256.2	54:51.222
21	2	3:28.175	2:06.025	49.909	32.241		58:19.397
22	2	1:44.376	21.218	50.574	32.584	258.0	1:00:03.773

Lap	D	Time	Sector 1	Sector 2	Sector 3	T. Spd	Elapsed
1	1	2:00.978	36.141	50.733	34.104		2:00.978
2	1	1:45.302	21.266	51.055	32.981	253.8	3:46.280
3	1	1:43.945	21.371	50.516	32.058	253.2	5:30.225
4	1	1:42.452	20.842	49.813	31.797	255.0	7:12.677
5	1	1:48.638 B	21.002	50.019	37.617	255.6	9:01.315
6	1	4:04.670	2:42.086	50.138	32.446		13:05.985
7	1	1:43.954	21.434	50.648	31.872	245.9	14:49.939
8	1	1:43.449	20.910	50.288	32.251	255.0	16:33.388
9	1	1:48.982 B	20.789	50.724	37.469	256.8	18:22.370
10	1	3:05.781	1:37.648	51.626	36.507		21:28.151
11	1	1:40.656	20.989	48.559	31.108	253.8	23:08.807
12	1	1:40.563	20.724	48.455	31.384	254.4	24:49.370
13	1	1:47.311	24.044	49.817	33.450	260.4	26:36.681
14	1	1:46.163 B	20.539	49.036	36.588	256.8	28:22.844
15	2	3:28.424	2:07.443	49.221	31.760		31:51.268
16	2	1:41.508	20.904	49.166	31.438	255.0	33:32.776

Lap	D	Time	Sector 1	Sector 2	Sector 3	T. Spd	Elapsed
1	2	1:56.636	30.136	53.151	33.349		1:56.636
2	2	1:47.350	22.719	51.197	33.434	220.8	3:43.986
3	2	1:47.053	22.200	51.823	33.030	231.4	5:31.039
4	2	1:43.912	21.379	50.190	32.343	242.1	7:14.951
5	2	1:43.904	21.481	50.331	32.092	245.3	8:58.855
6	2	1:45.031	22.733	50.506	31.792	204.0	10:43.886
7	2	1:51.896 B	21.417	50.723	39.756	247.6	12:35.782
8	1	6:50.059	5:23.341	52.750	33.968		19:25.841
9	1	1:47.943	21.902	52.772	33.269	250.4	21:13.784
10	1	1:47.417	22.053	51.659	33.705	250.9	23:01.201
11	1	1:47.951	22.261	52.229	33.461	248.7	24:49.152
12	1	1:50.419	23.669	53.142	33.608	217.3	26:39.571
13	1	1:57.586 B	22.278	54.301	41.007	245.3	28:37.157
14	2	6:00.364	4:35.567	51.310	33.487		34:37.521



LE MANS SERIES 6 HOURS OF ESTORIL

Free Practice 2

Sector Analysis

							Legend: ■ Personal Best ■ Session Best B Crossing the finish line in pit lane								
Lap	D	Time	Sector 1	Sector 2	Sector 3	T. Spd	Elapsed	Lap	D	Time	Sector 1	Sector 2	Sector 3	T. Spd	Elapsed
15	2	1:41.948	21.210	49.327	31.411	250.4	36:19.469	13	1	1:48.055	22.003	51.696	34.356	245.3	37:56.586
16	2	1:40.986	20.750	49.107	31.129	252.1	38:00.455	14	1	1:46.525	21.828	51.600	33.097	250.9	39:43.111
17	2	1:41.442	20.771	49.228	31.443	253.8	39:41.897	15	1	1:50.119	21.417	53.292	35.410	253.8	41:33.230
18	2	1:48.368 B	20.688	50.409	37.271	253.2	41:30.265	16	1	2:05.750 B	23.152	58.601	43.997	252.7	43:38.980
19	1	7:52.962	6:30.100	51.014	31.848		49:23.227	17	1	6:00.330	4:34.674	52.148	33.508		49:39.310
20	1	1:44.903	21.366	51.110	32.427	251.5	51:08.130	18	1	1:48.091	21.640	52.121	34.330	251.5	51:27.401
21	1	1:44.079	21.724	50.408	31.947	253.2	52:52.209	19	1	1:45.363	21.733	50.867	32.763	252.7	53:12.764
22	1	1:43.997	21.848	49.888	32.261	252.1	54:36.206	20	1	1:46.132	21.535	50.861	33.736	253.2	54:58.896
23	1	1:51.718 B	21.667	50.154	39.897	255.6	56:27.924	21	1	1:44.244	21.258	50.409	32.577	254.4	56:43.140
24	2	3:27.218	2:05.206	50.107	31.905		59:55.142	22	1	1:44.850	21.331	50.795	32.724	254.4	58:27.990
25	2	1:42.002	21.258	49.290	31.454	247.0	1:01:37.144	23	1	1:45.341	21.298	51.281	32.762	255.6	1:00:13.331

82		CRS Racing		Ferrari F430			
		1. Klaas Hummel	3. Phil Quaife	LM GTE Am			
		2. Adam Christodoulou					
1	3	2:05.449	35.356	53.988	36.105		2:05.449
2	3	1:45.024	21.323	51.487	32.214	253.2	3:50.473
3	3	1:44.074	21.025	50.724	32.325	255.0	5:34.547
4	3	1:43.183	20.921	50.102	32.160	254.4	7:17.730
5	3	1:43.940	20.959	50.608	32.373	251.5	9:01.670
6	3	1:49.846	22.867	54.390	32.589	209.8	10:51.516
7	3	1:55.138 B	20.967	50.551	43.620	253.8	12:46.654
8	1	4:12.929	2:41.755	55.517	35.657		16:59.583
9	1	1:51.443	23.209	53.639	34.595	238.4	18:51.026
10	1	1:49.881	22.516	53.678	33.687	232.4	20:40.907
11	1	1:49.115	22.472	53.347	33.296	243.2	22:30.022
12	1	1:49.341	22.538	53.013	33.790	237.4	24:19.363
13	1	1:48.906	22.345	52.978	33.583	241.6	26:08.269
14	1	1:48.546	22.033	53.020	33.493	239.5	27:56.815
15	1	1:50.014	22.527	52.892	34.595	242.6	29:46.829
16	1	1:48.442	22.106	52.858	33.478	236.4	31:35.271
17	1	1:55.695 B	22.201	52.424	41.070	240.5	33:30.966
18	2	4:09.006	2:43.850	51.649	33.507		37:39.972
19	2	1:45.276	21.872	50.862	32.542	241.1	39:25.248
20	2	1:43.919	21.256	50.599	32.064	251.5	41:09.167
21	2	1:58.976 B	21.122	51.588	46.266	252.1	43:08.143
22	1	6:51.364	5:23.837	54.159	33.368		49:59.507
23	1	1:50.233	22.229	52.297	35.707	248.7	51:49.740
24	1	1:47.169	21.996	51.915	33.258	247.6	53:36.909
25	1	1:46.598	21.692	51.462	33.444	249.2	55:23.507
26	1	1:46.231	21.795	51.274	33.162	247.6	57:09.738
27	1	1:46.842	21.657	52.186	32.999	250.4	58:56.580
28	1	1:47.123	22.033	52.134	32.956	248.1	1:00:43.703

88		Team Felbermayr - Proton		Porsche 911 RSR (997)			
		1. Christian Ried		LM GTE Am			
		2. Horst Felbermayr Jr.					
1	2	2:35.034	1:10.991	51.161	32.882		2:35.034
2	2	1:44.501	21.693	50.360	32.448	245.9	4:19.535
3	2	1:43.744	21.170	50.259	32.315	251.5	6:03.279
4	2	1:43.771	21.404	50.030	32.337	253.8	7:47.050
5	2	1:52.677 B	21.584	50.586	40.507	248.7	9:39.727
6	2	4:58.521 B	3:27.456	50.157	40.908		14:38.248
7	2	4:45.877 B	3:14.173	50.314	41.390		19:24.125
8	2	7:31.318	6:08.525	50.537	32.256		26:55.443
9	2	1:44.461	21.643	50.346	32.472	255.6	28:39.904
10	2	2:04.882	21.259	1:10.595	33.028	252.7	30:44.786
11	2	1:52.600 B	21.636	50.709	40.255	252.7	32:37.386
12	1	3:31.145	2:05.055	52.315	33.775		36:08.531

89		Hankook Team Farnbacher		Ferrari F458 Italia			
		1. Dominik Farnbacher		LM GTE Pro			
		2. Allan Simonsen					
1	2	1:58.791	29.089	53.686	36.016		1:58.791
2	2	1:48.799	22.263	53.657	32.879	232.9	3:47.590
3	2	1:56.914 B	22.391	53.220	41.303	252.1	5:44.504
4	2	3:06.688	1:42.047	50.733	33.908		8:51.192
5	2	1:43.721	21.449	49.750	32.522	241.1	10:34.913
6	2	1:41.534	20.769	49.191	31.574	256.2	12:16.447
7	2	1:41.437	20.701	49.331	31.405	250.9	13:57.884
8	2	1:41.574	20.720	49.433	31.421	251.5	15:39.458
9	2	1:41.364	20.599	49.178	31.587	252.1	17:20.822
10	2	1:41.764	20.588	49.446	31.730	252.7	19:02.586
11	2	1:42.160	20.685	49.762	31.713	254.4	20:44.746
12	2	1:43.039	20.663	50.578	31.798	253.8	22:27.785
13	2	1:42.681	20.852	49.472	32.357	252.1	24:10.466
14	2	1:42.844	20.833	49.847	32.164	252.7	25:53.310
15	2	1:41.978	20.891	49.578	31.509	254.4	27:35.288
16	2	1:42.228	20.638	49.887	31.703	254.4	29:17.516
17	2	1:42.897	20.836	50.149	31.912	255.0	31:00.413
18	2	1:42.432	20.890	49.596	31.946	252.7	32:42.845
19	2	1:42.347	20.702	49.678	31.967	252.1	34:25.192
20	2	2:05.533 B	20.957	57.062	47.514	249.2	36:30.725
21	2	14:23.234 B	...	1:00.818	44.448		50:53.959

90		JMB Racing		Ferrari F458 Italia			
		1. Soheil Ayari	3. Pascal Bailly	LM GTE Pro			
		2. Manuel Rodrigues					
1	1	2:02.936	38.658	50.964	33.314		2:02.936
2	1	1:44.937	21.802	50.657	32.478	249.2	3:47.873
3	1	1:45.336	23.046	50.372	31.918	256.2	5:33.209
4	1	1:42.782	21.022	50.032	31.728	256.2	7:15.991
5	1	1:43.152	21.091	50.167	31.894	256.2	8:59.143
6	1	1:56.270 B	24.139	50.898	41.233	207.1	10:55.413
7	1	3:30.292	2:03.662	54.221	32.409		14:25.705
8	1	1:43.046	20.864	50.264	31.918	253.8	16:08.751
9	1	1:44.477	22.022	50.182	32.273	254.4	17:53.228
10	1	1:42.852	20.947	50.023	31.882	253.2	19:36.080
11	1	1:50.301 B	20.932	49.947	39.422	254.4	21:26.381
12	3	4:29.784	2:55.731	55.330	38.723		25:56.165
13	3	1:50.414	22.533	53.334	34.547	250.4	27:46.579
14	3	1:50.240	22.343	53.356	34.541	248.7	29:36.819
15	3	1:49.854	22.429	52.807	34.618	245.3	31:26.673
16	3	1:50.063	22.336	52.505	35.222	241.1	33:16.736
17	3	1:48.454	22.325	52.089	34.040	249.2	35:05.190
18	3	1:48.538	22.209	52.430	33.899	248.7	36:53.728
19	3	1:50.139	21.949	53.040	35.150	249.8	38:43.867

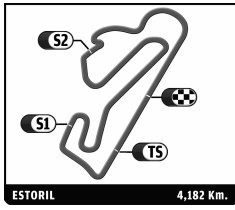


LE MANS SERIES 6 HOURS OF ESTORIL

Free Practice 2

Sector Analysis

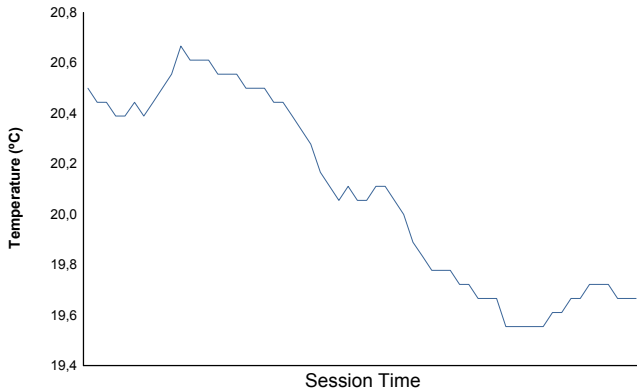
							■ Personal Best ■ Session Best ■ Crossing the finish line in pit lane								
Lap	D	Time	Sector 1	Sector 2	Sector 3	T. Spd	Elapsed	Lap	D	Time	Sector 1	Sector 2	Sector 3	T. Spd	Elapsed
20	3	2:03.288 B	23.491	53.288	46.509	249.2	40:47.155	3	1	1:47.582	21.928	51.178	34.476	250.9	7:39.502
21	2	9:00.844	7:33.260	53.444	34.140		49:47.999	4	1	1:48.233	22.545	51.827	33.861	245.9	9:27.735
22	2	1:47.905	22.690	51.214	34.001	247.0	51:35.904	5	1	1:48.891	22.163	52.983	33.745	254.4	11:16.626
23	2	1:48.050	22.725	51.886	33.439	247.0	53:23.954	6	1	1:47.392	21.631	52.049	33.712	253.2	13:04.018
24	2	1:46.258	22.066	51.149	33.043	244.3	55:10.212	7	1	1:50.386	22.367	53.805	34.214	250.9	14:54.404
25	2	1:47.277	22.024	51.733	33.520	246.4	56:57.489	8	1	1:50.357	23.285	52.412	34.660	209.8	16:44.761
26	2	1:46.920	21.499	51.096	34.325	251.5	58:44.409	9	1	1:47.709	21.915	51.931	33.863	253.2	18:32.470
27	2	1:46.326	21.542	51.745	33.039	249.2	1:00:30.735	10	1	2:00.538 B	22.021	54.407	44.110	253.8	20:33.008
92 Neil Gamer Motorsport 1. John Hartshorne 3. Alex Kapadia FLM 2. Tor Graves							Formula Le Mans - Oreca - 09								
1	2	4:01.386	2:20.203	1:06.719	34.464		4:01.386	11	2	4:18.481	2:52.576	50.794	35.111		24:51.489
2	2	1:48.064	21.911	53.568	32.585	241.6	5:49.450	12	2	1:48.078	23.535	52.066	32.477	258.0	26:39.567
3	2	1:40.965	20.471	49.088	31.406	258.6	7:30.415	13	2	1:42.986	20.950	50.920	31.116	256.2	28:22.553
4	2	4:02.203 B	2:08.322	1:07.277	46.604	258.6	11:32.618	14	2	1:39.879	20.439	48.606	30.834	258.0	30:02.432
5	3	39:37.818	...	51.559	37.212		51:10.436	15	2	1:40.568	20.243	49.648	30.677	258.0	31:43.000
6	3	1:53.993 B	20.965	49.963	43.065	239.5	53:04.429	16	2	1:50.452 B	20.236	48.092	42.124	259.2	33:33.452
7	1	4:20.631	2:44.448	59.618	36.565		57:25.060	17	2	3:35.009	2:14.609	49.793	30.607		37:08.461
8	1	1:55.448	23.788	56.157	35.503	218.6	59:20.508	18	2	1:38.401	20.226	47.869	30.306	258.6	38:46.862
9	1	1:51.806	22.741	54.986	34.079	237.4	1:01:12.314	19	2	1:49.605 B	20.495	49.941	39.169	260.4	40:36.467
95 Pegasus Racing 1. Mirco Schultis 3. Julien Schell FLM 2. Patrick Simon							Formula Le Mans - Oreca - 09								
1	3	4:46.118	3:23.042	51.629	31.447		4:46.118	20	1	9:17.765	7:49.270	54.939	33.556		49:54.232
2	3	1:40.724	20.923	48.661	31.140	255.6	6:26.842	21	1	1:45.928	21.594	51.404	32.930	255.0	51:40.160
3	3	1:39.913	20.466	48.381	31.066	256.2	8:06.755	22	1	1:46.731	21.721	51.517	33.493	254.4	53:26.891
4	3	1:40.232	20.964	48.339	30.929	253.8	9:46.987	23	1	1:48.465	22.166	52.494	33.805	231.4	55:15.356
5	3	1:39.249	20.668	48.058	30.523	259.2	11:26.236	24	1	1:50.074	22.331	53.730	34.013	236.4	57:05.430
6	3	1:39.623	20.335	48.070	31.218	259.8	13:05.859	25	1	1:50.107	22.629	53.201	34.277	252.7	58:55.537
7	3	1:40.124	20.942	48.334	30.848	257.4	14:45.983	26	1	1:54.699	22.518	55.788	36.393	252.1	1:00:50.236
8	3	1:39.239	20.112	48.181	30.946	259.2	16:25.222								
9	3	1:38.879	20.097	47.914	30.868	259.8	18:04.101								
10	3	1:38.803	20.344	47.674	30.785	259.2	19:42.904								
11	3	1:48.941 B	20.984	49.046	38.911	259.2	21:31.845								
12	3	4:49.984	3:28.547	50.393	31.044		26:21.829								
13	3	1:40.730	21.092	48.429	31.209	251.5	28:02.559								
14	3	1:41.681	20.707	49.137	31.837	259.8	29:44.240								
15	3	1:39.631	20.364	48.244	31.023	259.2	31:23.871								
16	3	1:47.852 B	20.538	48.261	39.053	259.8	33:11.723								
17	1	4:06.996	2:41.326	52.657	33.013		37:18.719								
18	1	1:41.925	20.857	49.688	31.380	256.2	39:00.644								
19	1	1:44.415	21.729	50.969	31.717	252.7	40:45.059								
20	1	1:59.298 B	20.722	52.289	46.287	258.6	42:44.357								
21	1	6:49.871	5:25.294	51.829	32.748		49:34.228								
22	1	1:42.782	21.063	49.829	31.890	247.0	51:17.010								
23	1	1:42.163	20.825	49.792	31.546	258.0	52:59.173								
24	1	1:41.426	20.837	49.279	31.310	248.7	54:40.599								
25	1	1:41.049	20.703	49.206	31.140	259.2	56:21.648								
26	1	1:40.808	20.379	49.149	31.280	258.0	58:02.456								
27	1	1:40.919	20.651	49.213	31.055	258.6	59:43.375								
28	1	1:41.164	20.549	49.242	31.373	260.4	1:01:24.539								
99 JMB Racing 1. Peter Kutemann FLM 2. Nicolas Marroc							Formula Le Mans - Oreca - 09								
1	1	3:13.034 B	51.705	57.119	1:24.210		3:13.034								
2	1	2:38.886	1:07.839	55.598	35.449		5:51.920								



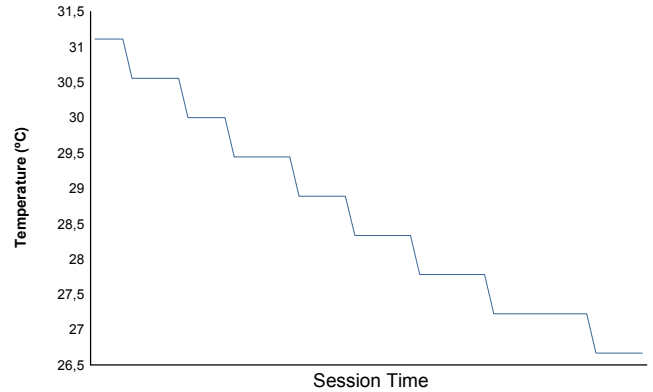
Computerised results and timing service

6 HOURS OF ESTORIL LE MANS SERIES Free Practice 2 Weather Report

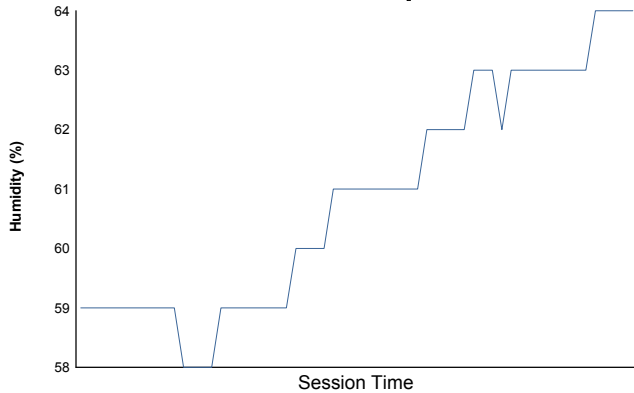
Air Temperature



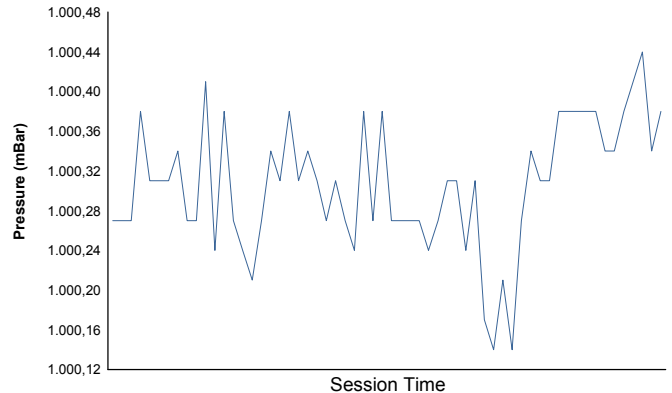
Track Temperature



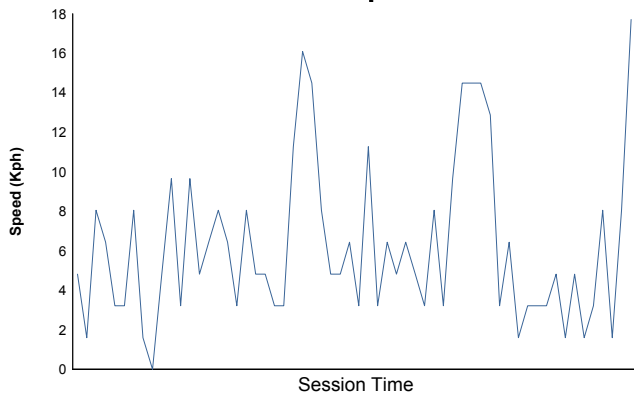
Humidity



Pressure

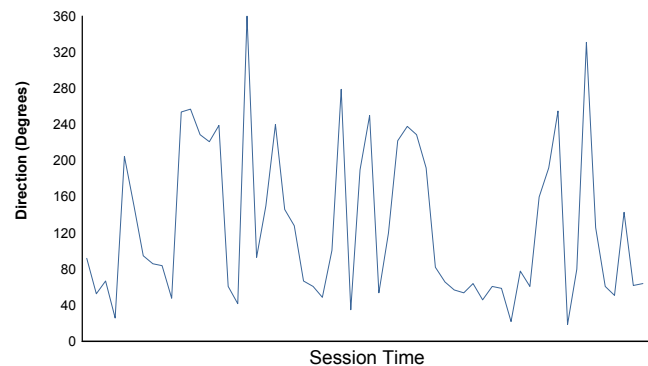


Wind Speed



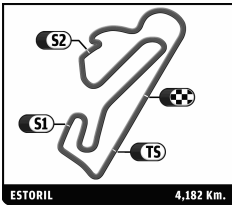
Wind direction

North = 0°/360° Est = 90° South = 180° West = 270°



Track Status:

DRY



LE MANS SERIES
6 HOURS OF ESTORIL
 Free Practice 1
 Provisional Classification

Nr.	Team	Drivers	Car	Cl	Ty	Time	Lap	Total	Gap	Kph
1	16 Pescarolo Team	E. Collard / C. Tinseau / J. Jousse	Pescarolo - Judd	LM P1	M	1:31.938	12	29	-	163.8
2	12 Rebellion Racing	N. Jani / N. Prost	Lola B10/60 Coupé - Toyota	LM P1	M	1:32.531	23	27	+0.593	162.7
3	13 Rebellion Racing	A. Belicchi / J. Boullion	Lola B10/60 Coupé - Toyota	LM P1	M	1:32.708	13	19	+0.770	162.4
4	41 Greaves Motorsport	K. Ojeh / O. Lombard / T. Kimber-Smith	Zytek Z11SN - Nissan	LM P2	D	1:33.103	13	23	+1.165	161.7
5	42 Strakka Racing	N. Leventis / D. Watts / J. Kane	HPD ARX - 01d	LM P2	M	1:33.741	9	27	+1.803	160.6
6	40 Race Performance	M. Frey / R. Meichtry / J. Hirschi	Oreca 03 - Judd	LM P2	D	1:34.336	23	28	+2.398	159.6
7	45 Boutsen Energy Racing	D. Kraihamer / T. Ebbevik	Oreca 03 - Nissan	LM P2	D	1:35.651	9	15	+3.713	157.4
8	39 Pecom Racing	L. Perez Companc / M. Russo / P. Kaffer	Lola B11/40 - Judd	LM P2	M	1:35.752	6	25	+3.814	157.2
9	46 TDS Racing	M. Beche / P. Thiriet / J. Firth	Oreca 03 - Nissan	LM P2	M	1:35.792	21	32	+3.854	157.2
10	43 RLR Msport	B. Gates / R. Garofall / W. Hughes	MG Lola EX265 - Judd	LM P2	D	1:35.816	14	30	+3.878	157.1
11	44 Extreme Limite AM Paris	F. Rosier / M. Mello-Breyner / F. Mello-Breyner	Norma M200P - Judd	LM P2	D	1:37.649	4	30	+5.711	154.2
12	95 Pegasus Racing	M. Schultis / P. Simon / J. Schell	Formula Le Mans - Oreca - 09	FLM	M	1:39.480	15	30	+7.542	151.3
13	92 Neil Garner Motorsport	J. Hartshorne / T. Graves / A. Kapadia	Formula Le Mans - Oreca - 09	FLM	M	1:39.568	27	29	+7.630	151.2
14	99 JMB Racing	P. Kutemann / N. Marroc	Formula Le Mans - Oreca - 09	FLM	M	1:39.585	27	28	+7.647	151.2
15	66 JMW Motorsport	R. Bell / J. Walker	Ferrari F458 Italia	LM GTE Pro	D	1:40.851	15	30	+8.913	149.3
16	77 Team Felbermayr - Proton	M. Lieb / R. Lietz	Porsche 911 RSR (997)	LM GTE Pro	M	1:41.070	9	27	+9.132	149.0
17	71 AF Corse	J. Melo / T. Vilander	Ferrari F458 Italia	LM GTE Pro	M	1:41.179	13	24	+9.241	148.8
18	76 IMSA Performance Matmut	P. Pilet / W. Herzler	Porsche 911 RSR (997)	LM GTE Pro	M	1:41.522	21	26	+9.584	148.3
19	67 IMSA Performance Matmut	N. Armindo / R. Narac	Porsche 911 RSR (997)	LM GTE Am	M	1:41.527	18	30	+9.589	148.3
20	89 Hankook Team Farnbacher	D. Farnbacher / A. Simonsen	Ferrari F458 Italia	LM GTE Pro	H	1:41.816	6	25	+9.878	147.9
21	90 JMB Racing	S. Ayari / M. Rodrigues / P. Ballay	Ferrari F458 Italia	LM GTE Pro	D	1:42.029	8	28	+10.091	147.6
22	79 Jota	S. Dolan / S. Hancock	Aston Martin Vantage	LM GTE Pro	D	1:42.303	4	26	+10.365	147.2
23	61 AF Corse	P. Perazzini / M. Cioci / S. Lemeret	Ferrari F430	LM GTE Am	M	1:43.229	11	25	+11.291	145.8
24	82 CRS Racing	K. Hummel / A. Christodoulou / P. Quaife	Ferrari F430	LM GTE Am	M	1:43.500	24	29	+11.562	145.5
25	88 Team Felbermayr - Proton	C. Ried / H. Felbermayr Jr.	Porsche 911 RSR (997)	LM GTE Am	M	1:44.242	20	26	+12.304	144.4
26	75 Prospeed Competition	M. Goossens / M. Holzer	Porsche 911 RSR (997)	LM GTE Pro	M	1:44.818	4	6	+12.880	143.6
27	51 AF Corse	G. Fisichella / G. Bruni	Ferrari F458 Italia	LM GTE Pro	M					

Fastest Lap	Lap 12	Emmanuel Collard	1:31.938	163.8 Kph
--------------------	--------	------------------	-----------------	-----------

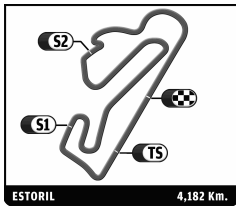
Published at:

Track Status:

DRY

Race Director:

Timekeeper:



LE MANS SERIES

6 HOURS OF ESTORIL

Free Practice 1

Provisional Classification by Class

Nr.	Team	Drivers	Car	Ty	Time	Lap	Total	Gap	Kph
LM P1									
1	16 Pescarolo Team	E. Collard / C. Tinseau / J. Jousse	Pescarolo - Judd	M	1:31.938	12	29		163.8
2	12 Rebellion Racing	N. Jani / N. Prost	Lola B10/60 Coupé - Toyota	M	1:32.531	23	27	+0.593	+0.593 162.7
3	13 Rebellion Racing	A. Belicchi / J. Boullion	Lola B10/60 Coupé - Toyota	M	1:32.708	13	19	+0.770	+0.177 162.4
LM P2									
1	41 Greaves Motorsport	K. Ojeh / O. Lombard / T. Kimber-Smith	Zytek Z11SN - Nissan	D	1:33.103	13	23		161.7
2	42 Strakka Racing	N. Leventis / D. Watts / J. Kane	HPD ARX - 01d	M	1:33.741	9	27	+0.638	+0.638 160.6
3	40 Race Performance	M. Frey / R. Meichtry / J. Hirschi	Oreca 03 - Judd	D	1:34.336	23	28	+1.233	+0.595 159.6
4	45 Bousen Energy Racing	D. Kraihamer / T. Ebbesvik	Oreca 03 - Nissan	D	1:35.651	9	15	+2.548	+1.315 157.4
5	39 Pecom Racing	L. Perez Compagnon / M. Russo / P. Kaffer	Lola B11/40 - Judd	M	1:35.752	6	25	+2.649	+0.101 157.2
6	46 TDS Racing	M. Beche / P. Thiriet / J. Firth	Oreca 03 - Nissan	M	1:35.792	21	32	+2.689	+0.040 157.2
7	43 RLR Msport	B. Gates / R. Garofalo / W. Hughes	MG Lola EX265 - Judd	D	1:35.816	14	30	+2.713	+0.024 157.1
8	44 Extreme Limite AM Paris	F. Rosier / M. Mello-Breyner / P. Mello-Breyner	Norma M200P - Judd	D	1:37.649	4	30	+4.546	+1.833 154.2
LM GTE Pro									
1	66 JMW Motorsport	R. Bell / J. Walker	Ferrari F458 Italia	D	1:40.851	15	30		149.3
2	77 Team Felbermayr - Proton	M. Lieb / R. Lietz	Porsche 911 RSR (997)	M	1:41.070	9	27	+0.219	+0.219 149.0
3	71 AF Corse	J. Melo / T. Vilander	Ferrari F458 Italia	M	1:41.179	13	24	+0.328	+0.109 148.8
4	76 IMSA Performance Matmut	P. Pilet / W. HENZLER	Porsche 911 RSR (997)	M	1:41.522	21	26	+0.671	+0.343 148.3
5	89 Hankook Team Farnbacher	D. Farnbacher / A. Simonsen	Ferrari F458 Italia	H	1:41.816	6	25	+0.965	+0.294 147.9
6	90 JMB Racing	S. Ayari / M. Rodrigues / P. Balloy	Ferrari F458 Italia	D	1:42.029	8	28	+1.178	+0.213 147.6
7	79 Jota	S. Dolan / S. Hancock	Aston Martin Vantage	D	1:42.303	4	26	+1.452	+0.274 147.2
8	75 Prospeed Competition	M. Goossens / M. Holzer	Porsche 911 RSR (997)	M	1:44.818	4	6	+3.967	+2.515 143.6
9	51 AF Corse	G. Fisichella / G. Bruni	Ferrari F458 Italia	M					
LM GTE Am									
1	67 IMSA Performance Matmut	N. Armindo / R. Narac	Porsche 911 RSR (997)	M	1:41.527	18	30		148.3
2	61 AF Corse	P. Perazzini / M. Cioci / S. Lemeret	Ferrari F430	M	1:43.229	11	25	+1.702	+1.702 145.8
3	82 CRS Racing	K. Hummel / A. Christodoulou / P. Quaife	Ferrari F430	M	1:43.500	24	29	+1.973	+0.271 145.5
4	88 Team Felbermayr - Proton	C. Ried / H. Felbermayr Jr.	Porsche 911 RSR (997)	M	1:44.242	20	26	+2.715	+0.742 144.4
FLM									
1	95 Pegasus Racing	M. Schultis / P. Simon / J. Schell	Formula Le Mans - Oreca - 09	M	1:39.480	15	30		151.3
2	92 Neil Garner Motorsport	J. Hartshorne / T. Graves / A. Kapadia	Formula Le Mans - Oreca - 09	M	1:39.568	27	29	+0.088	+0.088 151.2
3	99 JMB Racing	P. Kutemann / N. Marroc	Formula Le Mans - Oreca - 09	M	1:39.585	27	28	+0.105	+0.017 151.2

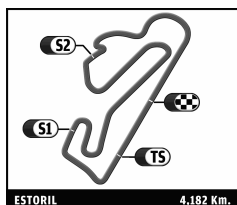
Published at:

Track Status:

DRY

Race Director:

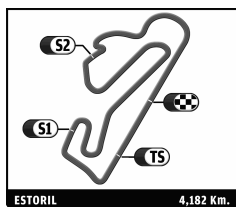
Timekeeper:



LE MANS SERIES
6 HOURS OF ESTORIL
 Free Practice 1

Best Sector Times

SECTOR 1			SECTOR 2			SECTOR 3			Pos	Team	Ideal Lap	Best Lap
Pos	Driver	Time	Driver	Time	Driver	Time						
1	12 N.Prost	18.445	16 E.Collard	44.722	16 E.Collard	28.244	1	16 Pescarolo Team	1'31.503	1:31.938	(1)	
2	16 E.Collard	18.537	13 A.Belicchi	45.201	42 J.Kane	28.677	2	12 Rebellion Racing	1'32.395	1:32.531	(2)	
3	13 A.Belicchi	18.604	12 N.Prost	45.259	12 N.Prost	28.691	3	13 Rebellion Racing	1'32.635	1:32.708	(3)	
4	41 O.Lombard	18.785	41 O.Lombard	45.342	13 A.Belicchi	28.830	4	41 Greaves Motorsport	1'33.033	1:33.103	(4)	
5	42 J.Kane	19.017	42 J.Kane	45.818	41 O.Lombard	28.906	5	42 Strakka Racing	1'33.512	1:33.741	(5)	
6	40 J.Hirschi	19.032	40 J.Hirschi	46.055	40 J.Hirschi	29.151	6	40 Race Performance	1'34.238	1:34.336	(6)	
7	46 P.Thiriet	19.102	46 P.Thiriet	46.092	46 P.Thiriet	29.438	7	46 TDS Racing	1'34.632	1:35.792	(9)	
8	39 P.Kaffer	19.252	45 D.Kraihamer	46.495	39 P.Kaffer	29.576	8	39 Pecom Racing	1'35.573	1:35.752	(8)	
9	45 D.Kraihamer	19.432	43 W.Hughes	46.495	43 W.Hughes	29.635	9	43 RLR Msport	1'35.629	1:35.816	(10)	
10	43 W.Hughes	19.499	39 P.Kaffer	46.745	45 D.Kraihamer	29.724	10	45 Boutsen Energy Racing	1'35.651	1:35.651	(7)	
11	92 T.Graves	19.786	44 P.Mello-Breyner	47.660	44 F.Rosier	29.955	11	44 Extreme Limite AM Paris	1'37.532	1:37.649	(11)	
12	44 P.Mello-Breyner	19.917	95 P.Simon	48.503	92 A.Kapadia	30.691	12	92 Neil Garner Motorsport	1'39.112	1:39.568	(13)	
13	99 N.Marroc	20.130	92 A.Kapadia	48.635	95 P.Simon	30.796	13	95 Pegasus Racing	1'39.480	1:39.480	(12)	
14	95 P.Simon	20.181	99 N.Marroc	48.837	77 R.Lietz	31.135	14	99 JMB Racing	1'40.268	1:39.585	(14)	
15	66 R.Bell	20.462	77 R.Lietz	48.878	71 J.Melo	31.142	15	77 Team Felbermayr - Proton	1'40.533	1:41.070	(16)	
16	77 R.Lietz	20.520	66 R.Bell	49.078	66 R.Bell	31.258	16	66 JMW Motorsport	1'40.798	1:40.851	(15)	
17	71 T.Vilander	20.579	67 N.Armino	49.132	99 N.Marroc	31.301	17	71 AF Corse	1'41.019	1:41.179	(17)	
18	89 D.Farnbacher	20.656	76 P.Pilet	49.241	79 S.Hancock	31.309	18	67 IMSA Performance Matmut	1'41.318	1:41.527	(19)	
19	90 S.Ayari	20.689	71 J.Melo	49.298	89 D.Farnbacher	31.380	19	76 IMSA Performance Matmut	1'41.454	1:41.522	(18)	
20	67 N.Armino	20.695	90 S.Ayari	49.461	76 W.Henzler	31.488	20	89 Hankook Team Farnbacher	1'41.581	1:41.816	(20)	
21	76 P.Pilet	20.725	89 D.Farnbacher	49.545	67 N.Armino	31.491	21	90 JMB Racing	1'41.711	1:42.029	(21)	
22	79 S.Hancock	20.840	79 S.Hancock	49.734	90 S.Ayari	31.561	22	79 Jota	1'41.883	1:42.303	(22)	
23	61 S.Lemeret	20.862	61 M.Cioci	49.973	82 A.Christodoulou	32.076	23	61 AF Corse	1'42.952	1:43.229	(23)	
24	82 P.Quaife	20.907	88 H.Felbermayr Jr.	50.264	61 M.Cioci	32.117	24	82 CRS Racing	1'43.326	1:43.500	(24)	
25	88 C.Ried	21.184	82 P.Quaife	50.343	88 C.Ried	32.247	25	88 Team Felbermayr - Proton	1'43.695	1:44.242	(25)	
26	75 M.Goossens	21.484	75 M.Goossens	50.776	75 M.Goossens	32.388	26	75 Prospeed Competition	1'44.648	1:44.818	(26)	

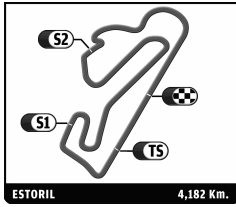


LE MANS SERIES 6 HOURS OF ESTORIL

Free Practice 1

Best Top Speeds

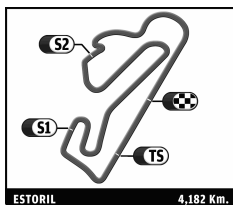
Team	Car	Class	Top Speed Driver	Top 1		Top 2		Top 3		Top 4		Top 5		Avg
				Kph	Lap	Kph	Lap	Kph	Lap	Kph	Lap	Kph	Lap	
12 Rebellion Racing	Lola B10/60 Coupé - Toyota	LM P1	N. Prost	283.9	12	283.9	6	283.2	13	282.5	17	281.7	9	283,0
16 Pescarolo Team	Pescarolo - Judd	LM P1	E. Collard	281.0	21	281.0	9	279.6	8	279.6	11	278.9	13	280,0
13 Rebellion Racing	Lola B10/60 Coupé - Toyota	LM P1	A. Belicchi	276.8	14	276.8	7	276.1	8	276.1	6	275.4	13	276,2
40 Race Performance	Oreca 03 - Judd	LM P2	J. Hirschi	274.0	19	271.3	8	271.3	7	271.3	6	270.7	9	271,7
44 Extreme Limite AM Paris	Norma M200P - Judd	LM P2	F. Rosier	270.7	4	270.0	6	269.3	5	266.7	23	266.7	21	268,7
41 Greaves Motorsport	Zytek Z11SN - Nissan	LM P2	O. Lombard	268.7	11	268.0	14	267.4	23	267.4	13	266.7	12	267,6
42 Strakka Racing	HPD ARX - 01d	LM P2	J. Kane	268.0	13	268.0	5	267.4	10	267.4	9	266.7	7	267,5
46 TDS Racing	Oreca 03 - Nissan	LM P2	J. Firth	267.4	11	267.4	6	267.4	7	266.7	26	266.1	24	267,0
45 Boutsen Energy Racing	Oreca 03 - Nissan	LM P2	D. Kraihamer	267.4	10	267.4	9	267.4	5	266.7	7	265.4	12	266,9
92 Neil Garner Motorsport	Formula Le Mans - Oreca - 09	FLM	T. Graves	266.1	21	266.1	7	265.4	8	265.4	6	264.2	14	265,4
39 Pecom Racing	Lola B11/40 - Judd	LM P2	P. Kaffer	264.8	4	261.7	7	261.7	20	261.7	5	261.7	9	262,3
95 Pegasus Racing	Formula Le Mans - Oreca - 09	FLM	P. Simon	262.9	9	262.9	8	262.9	7	262.9	6	262.9	5	262,9
99 JMB Racing	Formula Le Mans - Oreca - 09	FLM	N. Marroc	262.3	7	261.7	9	261.0	8	259.8	28	259.8	10	260,9
67 IMSA Performance Matmut	Porsche 911 RSR (997)	LM GTE Am	N. Armindo	261.0	13	260.4	4	259.8	16	259.8	21	259.8	11	260,2
77 Team Felbermayr - Proton	Porsche 911 RSR (997)	LM GTE Pro	R. Lietz	261.0	10	261.0	4	260.4	5	260.4	6	260.4	19	260,6
88 Team Felbermayr - Proton	Porsche 911 RSR (997)	LM GTE Am	C. Ried	259.2	13	259.2	12	259.2	11	257.4	18	257.4	10	258,5
43 RLR Msport	MG Lola EX265 - Judd	LM P2	W. Hughes	259.2	4	258.6	6	258.0	7	258.0	13	258.0	15	258,4
76 IMSA Performance Matmut	Porsche 911 RSR (997)	LM GTE Pro	W. Henzler	258.6	4	256.8	21	256.8	20	256.8	3	256.8	7	257,2
90 JMB Racing	Ferrari F458 Italia	LM GTE Pro	S. Ayari	258.0	8	258.0	5	257.4	7	257.4	9	256.2	12	257,4
89 Hankook Team Farnbacher	Ferrari F458 Italia	LM GTE Pro	D. Farnbacher	257.4	12	256.8	7	255.6	8	255.6	9	255.6	6	256,2
66 JMW Motorsport	Ferrari F458 Italia	LM GTE Pro	R. Bell	256.8	8	256.2	7	256.2	18	255.0	5	253.8	11	255,6
71 AF Corse	Ferrari F458 Italia	LM GTE Pro	J. Melo	256.8	6	255.6	5	255.0	17	254.4	14	253.8	10	255,1
82 CRS Racing	Ferrari F430	LM GTE Am	A.	256.2	7	253.8	4	253.8	26	253.2	25	252.7	24	253,9
79 Jota	Aston Martin Vantage	LM GTE Pro	S. Dolan	255.6	12	255.0	17	253.8	14	253.8	8	253.8	13	254,4
61 AF Corse	Ferrari F430	LM GTE Am	M. Cioci	255.6	7	255.0	5	255.0	6	253.8	18	253.2	25	254,5
75 Prospeed Competition	Porsche 911 RSR (997)	LM GTE Pro	M. Goossens	253.2	6	248.1	4	237.9	5	198.1	2			234,3
51 AF Corse	Ferrari F458 Italia	LM GTE Pro												



LE MANS SERIES
6 HOURS OF ESTORIL
Free Practice 1

Fastest Lap Sequence

Practice Time	Team	Car	Class	Driver	Time	Kph	Lap
3:49.868	76 IMSA Performance Matmut	Porsche 911 RSR (997)	LM GTE Pro	Wolf Henzler	1:44.941	143.5	2
4:14.838	66 JMW Motorsport	Ferrari F458 Italia	LM GTE Pro	Rob Bell	1:43.895	144.9	2
4:40.490	77 Team Felbermayr - Proton	Porsche 911 RSR (997)	LM GTE Pro	Richard Lietz	1:43.429	145.6	2
4:45.895	40 Race Performance	Oreca 03 - Judd	LM P2	Ralph Meichtry	1:38.791	152.4	2
6:24.363	40 Race Performance	Oreca 03 - Judd	LM P2	Ralph Meichtry	1:38.468	152.9	3
7:06.319	16 Pescarolo Team	Pescarolo - Judd	LM P1	Emmanuel Collard	1:34.798	158.8	3
8:44.399	13 Rebellion Racing	Lola B10/60 Coupé - Toyota	LM P1	Andrea Belicchi	1:34.093	160.0	3
17:51.104	16 Pescarolo Team	Pescarolo - Judd	LM P1	Emmanuel Collard	1:33.133	161.7	7
26:02.093	16 Pescarolo Team	Pescarolo - Judd	LM P1	Emmanuel Collard	1:32.283	163.1	11
27:34.031	16 Pescarolo Team	Pescarolo - Judd	LM P1	Emmanuel Collard	1:31.938	163.8	12

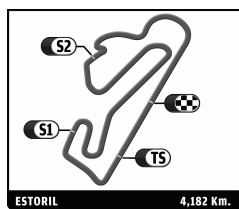


LE MANS SERIES 6 HOURS OF ESTORIL

Free Practice 1

Sector Analysis

											Personal Best		Session Best		B Crossing the finish line in pit lane	
Lap	D	Time	Sector 1	Sector 2	Sector 3	T. Spd	Elapsed	Lap	D	Time	Sector 1	Sector 2	Sector 3	T. Spd	Elapsed	
12		Rebellion Racing					Lola B10/60 Coupé - Toyota					LM P1				
		1. Neel Jani														
		2. Nicolas Prost														
1	2	2:54.578 B	1:22.915	50.620	41.043		2:54.578	3	1	1:34.798	19.455	46.288	29.055	274.7	7:06.319	
2	2	5:19.505	4:00.843	48.567	30.095		8:14.083	4	1	1:39.598 B	19.009	46.045	34.544	278.2	8:45.917	
3	2	1:36.862	19.809	47.282	29.771	261.7	9:50.945	5	1	5:56.464	4:40.859	46.477	29.128		14:42.381	
4	2	1:36.752	19.447	46.866	30.439	280.3	11:27.697	6	1	1:35.590	20.285	46.363	28.942	275.4	16:17.971	
5	2	1:35.896	19.478	46.834	29.584	277.5	13:03.593	7	1	1:33.133	19.085	45.416	28.632	277.5	17:51.104	
6	2	1:34.875	19.156	46.348	29.371	283.9	14:38.468	8	1	1:33.714	19.227	45.579	28.908	279.6	19:24.818	
7	2	1:34.396	18.877	46.113	29.406	278.2	16:12.864	9	1	1:40.121 B	19.205	45.842	35.074	281.0	21:04.939	
8	2	1:34.093	18.960	45.976	29.157	278.2	17:46.957	10	1	3:24.871	2:11.600	45.027	28.244		24:29.810	
9	2	1:34.484	19.410	46.135	28.939	281.7	19:21.441	11	1	1:32.283	18.804	45.005	28.474	279.6	26:02.093	
10	2	1:35.485	18.914	46.546	30.025	279.6	20:56.926	12	1	1:31.938	18.866	44.722	28.350	278.9	27:34.031	
11	2	1:33.809	18.935	45.756	29.118	275.4	22:30.735	13	1	1:37.660	19.094	48.203	30.363	278.9	29:11.691	
12	2	1:35.288	19.767	46.235	29.286	283.9	24:06.023	14	1	1:39.009 B	18.913	44.881	35.215	273.3	30:50.700	
13	2	1:34.189	19.004	46.150	29.035	283.2	25:40.212	15	1	5:24.003	4:08.520	45.993	29.490		36:14.703	
14	2	1:35.629	18.784	47.644	29.201	280.3	27:15.841	16	1	1:32.071	18.944	44.759	28.368	277.5	37:46.774	
15	2	1:34.293	18.712			278.2	28:50.134	17	1	1:33.637	18.716	45.217	29.704	276.8	39:20.411	
16	2	1:33.049	18.635	45.520	28.894	279.6	30:23.183	18	1	1:32.310	18.640	45.164	28.506	277.5	40:52.721	
17	2	1:36.060	18.683	48.134	29.243	282.5	31:59.243	19	1	1:32.305	18.684	45.096	28.525	276.1	42:25.026	
18	2	1:33.072	18.742	45.259	29.071	276.8	33:32.315	20	1	1:32.488	18.537	45.668	28.283	278.2	43:57.514	
19	2	1:46.552 B	20.127	47.323	39.102	276.8	35:18.867	21	1	1:40.330 B	19.283	45.350	35.697	281.0	45:37.844	
20	2	15:08.096	...	46.672	29.784		50:26.963	22	3	3:29.014	2:12.136	47.292	29.586		49:06.858	
21	2	1:33.335	18.709	45.935	28.691	276.1	52:00.298	23	3	1:33.753	19.264	45.773	28.716	272.0	50:40.611	
22	2	1:36.255	19.680	46.248	30.327	276.1	53:36.553	24	3	1:33.223	18.942	45.702	28.579	275.4	52:13.834	
23	2	1:32.531	18.466	45.363	28.702	280.3	55:09.084	25	3	1:33.498	19.249	45.849	28.400	278.2	53:47.332	
24	2	1:36.548	19.347			279.6	56:45.632	26	3	1:33.712	18.766	46.112	28.834	276.8	55:21.044	
25	2	1:36.061	18.583	45.895	31.583	274.7	58:21.693	27	3	1:33.230	18.701			276.8	56:54.274	
26	2	1:33.118	18.445			277.5	59:54.811	28	3	1:33.997	19.114	46.256	28.627	276.8	58:28.271	
27	2	1:34.883	18.680	45.316	30.887	279.6	1:01:29.694	29	3	1:32.569	18.769			275.4	1:00:00.840	
13		Rebellion Racing					Lola B10/60 Coupé - Toyota					LM P1				
		1. Andrea Belicchi														
		2. Jean Christophe Boullion														
1	1	2:41.383 B	1:12.738	49.699	38.946		2:41.383	1	2	4:48.830 B	3:06.385	56.821	45.624		4:48.830	
2	1	4:28.923	3:07.297	51.378	30.248		7:10.306	2	3	4:14.372	2:52.066	50.493	31.813		9:03.202	
3	1	1:34.093	19.275	45.768	29.050	274.7	8:44.399	3	3	1:38.850	20.467	48.231	30.152	256.8	10:42.052	
4	1	1:42.294 B	19.281	45.582	37.431	274.7	10:26.693	4	3	1:37.228	20.129	47.455	29.644	264.8	12:19.280	
5	1	10:48.444	9:33.077	46.139	29.228		21:15.137	5	3	1:36.638	19.671	46.745	30.222	261.7	13:55.918	
6	1	1:34.289	19.012	46.328	28.949	276.1	22:49.426	6	3	1:35.752	19.413	46.763	29.576	258.6	15:31.670	
7	1	1:33.419	18.844	45.409	29.166	276.8	24:22.845	7	3	1:35.858	19.252	46.942	29.664	261.7	17:07.528	
8	1	1:35.220	18.887	46.000	30.333	276.1	25:58.065	8	3	1:36.844	20.211	46.929	29.704	259.8	18:44.372	
9	1	1:42.169 B	19.035	46.029	37.105	275.4	27:40.234	9	3	1:46.331 B	19.885	47.676	38.770	261.7	20:30.703	
10	1	6:28.005	5:12.767	45.955	29.283		34:08.239	10	1	6:51.311	5:25.378	53.235	32.698		27:22.014	
11	1	1:34.207	19.085	45.862	29.260	270.7	35:42.446	11	1	1:42.730	20.645	50.016	32.069	261.0	29:04.744	
12	1	1:34.755	19.381	45.740	29.634	274.0	37:17.201	12	1	1:41.228	20.391	48.851	31.986	257.4	30:45.972	
13	1	1:32.708	18.677	45.201	28.830	275.4	38:49.909	13	1	1:40.232	20.361	48.523	31.348	258.0	32:26.204	
14	1	1:42.021 B	18.760	45.489	37.772	276.8	40:31.930	14	1	1:39.793	20.142	47.769	31.882	255.6	34:05.997	
15	1	6:07.040	4:51.753	45.822	29.465		46:38.970	15	1	1:40.294	20.287	48.265	31.742	256.8	35:46.291	
16	1	1:35.287	18.913	46.913	29.461	272.7	48:14.257	16	1	1:40.885	20.348	49.150	31.387	258.6	37:27.176	
17	1	1:45.561 B	19.128	46.145	40.288	270.7	49:59.818	17	1	1:47.587 B	20.275	48.234	39.078	258.6	39:14.763	
18	1	6:10.700	4:49.588	49.957	31.155		56:10.518	18	1	4:36.603	3:15.677	49.286	31.640		43:51.366	
19	1	2:51.150 B	18.604	1:26.189	1:06.357	272.0	59:01.668	19	1	1:39.309	20.330	47.923	31.056	259.8	45:30.675	
16		Pescarolo Team					Pescarolo - Judd					LM P1				
		1. Emmanuel Collard					3. Julien Jousse									
		2. Christophe Tinseau														
1	1	1:53.685 B	30.417	47.144	36.124		1:53.685	20	1	1:40.118	20.498	48.433	31.187	261.7	47:10.793	
2	1	3:37.836	2:20.396	47.272	30.168		5:31.521	21	1	1:39.333	20.391	47.657	31.285	260.4	48:50.126	
								22	1	1:40.591	20.685	48.186	31.720	256.2	50:30.717	
								23	1	1:41.753	20.613	49.366	31.774	253.8	52:12.470	
								24	1	4:03.738	20.267	3:10.467	33.004	259.2	56:16.208	
								25	1	1:49.967 B	20.580	49.883	39.504	254.4	58:06.175	

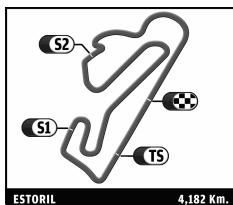


LE MANS SERIES
6 HOURS OF ESTORIL
Free Practice 1

Sector Analysis

Personal Best Session Best B Crossing the finish line in pit lane

Lap	D	Time	Sector 1	Sector 2	Sector 3	T. Spd	Elapsed	Lap	D	Time	Sector 1	Sector 2	Sector 3	T. Spd	Elapsed	
40	Race Performance						Oreca 03 - Judd LM P2									
	1. Michel Frey			3. Jonathan Hirschi					2. Nick Leventis			3. Jonny Kane			HPD ARX - 01d LM P2	
	2. Ralph Meichtry								2. Danny Watts							
	1	2	3:07.104	1:40.199	54.015	32.890		3:07.104	1	3	2:59.870 B	1:25.104	53.523	41.243		2:59.870
	2	2	1:38.791	20.408	47.906	30.477	265.4	4:45.895	2	3	5:20.402	4:00.197	49.558	30.647		8:20.272
	3	2	1:38.468	19.824	48.341	30.303	267.4	6:24.363	3	3	1:38.669	20.379	47.801	30.489	260.4	9:58.941
	4	2	1:37.111	19.541	47.662	29.908	270.0	8:01.474	4	3	1:36.709	19.789	47.360	29.560	266.1	11:35.650
	5	2	1:36.196	19.463	47.211	29.522	270.0	9:37.670	5	3	1:46.309 B	19.541	48.906	37.862	268.0	13:21.959
	6	2	1:38.489	20.050	48.112	30.327	271.3	11:16.159	6	3	3:10.338	1:53.423	47.200	29.715		16:32.297
	7	2	1:36.575	19.212	47.537	29.826	271.3	12:52.734	7	3	1:34.263	19.413	46.028	28.822	266.7	18:06.560
	8	2	1:36.080	19.138	47.205	29.737	271.3	14:28.814	8	3	1:36.081	19.076	48.132	28.873	266.1	19:42.641
	9	2	1:46.362 B	19.110	47.217	40.035	270.7	16:15.176	9	3	1:33.741	19.017	46.047	28.677	267.4	21:16.382
	10	3	14:44.408	...	49.373	32.841		30:59.584	10	3	1:47.200 B	20.392	48.429	38.379	267.4	23:03.582
	11	3	1:39.815	20.698	48.263	30.854	260.4	32:39.399	11	3	3:50.530	2:31.630	48.067	30.833		26:54.112
	12	3	1:36.592	19.883	46.939	29.770	261.7	34:15.991	12	3	1:34.672	19.557	46.008	29.107	261.7	28:28.784
	13	3	1:36.938	20.110	46.862	29.966	266.1	35:52.929	13	3	1:42.259 B	19.192	45.818	37.249	268.0	30:11.043
	14	3	1:38.754	19.566	48.505	30.683	268.0	37:31.683	14	1	4:58.974	3:36.172	50.255	32.547		35:10.017
	15	3	1:36.342	19.692	46.548	30.102	267.4	39:08.025	15	1	1:42.941	20.782	50.169	31.990	261.7	36:52.958
	16	3	1:36.301	19.465	46.365	30.471	267.4	40:44.326	16	1	1:41.504	20.708	48.856	31.940	261.7	38:34.462
	17	3	1:43.832 B	19.977	47.189	36.666	263.5	42:28.158	17	1	1:40.189	20.426	48.152	31.611	259.2	40:14.651
	18	3	3:02.789	1:44.927	47.920	29.942		45:30.947	18	1	1:40.015	20.238	48.014	31.763	261.0	41:54.666
	19	3	1:36.279	19.731	46.499	30.049	274.0	47:07.226	19	1	1:40.434	20.329	48.432	31.673	261.7	43:35.100
	20	3	1:37.082	19.137	46.957	30.988	267.4	48:44.308	20	1	1:40.400	20.108	48.516	31.776	264.8	45:15.500
	21	3	1:38.633	20.566	47.031	31.036	264.2	50:22.941	21	1	1:39.884	20.278	48.151	31.455	261.0	46:55.384
	22	3	1:35.554	19.597	46.383	29.574	264.8	51:58.495	22	1	1:49.402 B	21.160	48.184	40.058	261.7	48:44.786
	23	3	1:34.336	19.130	46.055	29.151	267.4	53:32.831	23	1	5:40.234	4:18.089	49.826	32.319		54:25.020
	24	3	1:35.940	20.102	46.581	29.257	269.3	55:08.771	24	1	1:41.227	20.456	48.950	31.821	259.2	56:06.247
	25	3	1:38.058	20.084			269.3	56:46.829	25	1	1:39.890	20.437	47.878	31.575	258.0	57:46.137
26	3	1:35.991	19.112	46.728	30.151	268.7	58:22.820	26	1	1:38.772	20.232	47.713	30.827	259.8	59:24.909	
27	3	1:34.980	19.032			268.0	59:57.800	27	1	1:38.737	20.046	47.860	30.831	261.0	1:01:03.646	
28	3	1:36.596	19.404	47.489	29.703	266.7	1:01:34.396									
41	Greaves Motorsport						Zytek Z11SN - Nissan LM P2									
	1. Karim Ojeh			3. Tom Kimber-Smith					1. Barry Gates			3. Warren Hughes			MG Lola EX265 - Judd LM P2	
	2. Olivier Lombard								2. Rob Garofall							
	1	2	15:30.288 B	...	54.648	43.955		15:30.288	1	3	3:01.877 B	1:26.113	52.999	42.765		3:01.877
	2	2	3:46.855	2:22.627	52.500	31.728		19:17.143	2	3	3:02.260	1:43.451	48.514	30.295		6:04.137
	3	2	1:42.493	21.160	50.350	30.983	243.7	20:59.636	3	3	1:38.331	20.263	47.229	30.839	256.2	7:42.468
	4	2	1:40.687	20.313	49.275	31.099	255.0	22:40.323	4	3	1:38.792	20.065	47.372	31.355	259.2	9:21.260
	5	2	1:37.634	19.971	47.880	29.783	264.2	24:17.957	5	3	1:38.348	20.042	47.964	30.342	256.2	10:59.608
	6	2	1:37.822	19.664	48.305	29.853	266.7	25:55.779	6	3	1:37.693	19.941	47.521	30.231	258.6	12:37.301
	7	2	1:36.118	19.418	46.886	29.814	265.4	27:31.897	7	3	1:45.707 B	19.957	47.667	38.083	258.0	14:23.008
	8	2	1:46.290 B	20.601	48.461	37.228	266.7	29:18.187	8	3	5:29.132	4:08.573	49.351	31.208		19:52.140
	9	2	5:40.624	4:22.031	47.648	30.945		34:58.811	9	3	1:36.607	19.974	46.861	29.772	255.6	21:28.747
	10	2	1:38.735	19.771	49.869	29.095	265.4	36:37.546	10	3	1:36.397	19.755	47.007	29.635	256.8	23:05.144
	11	2	1:35.386	19.145	46.145	30.096	268.7	38:12.932	11	3	1:35.914	19.547	46.645	29.722	255.6	24:41.058
	12	2	1:33.764	18.785	45.611	29.368	266.7	39:46.696	12	3	1:38.511	19.661	48.160	30.690	256.8	26:19.569
	13	2	1:33.103	18.855	45.342	28.906	267.4	41:19.799	13	3	1:37.691	20.229	47.224	30.238	258.0	27:57.260
	14	2	1:43.301 B	19.161	46.576	37.564	268.0	43:03.100	14	3	1:35.816	19.499	46.495	29.822	255.6	29:33.076
	15	1	4:05.587	2:44.154	49.534	31.899		47:08.687	15	3	1:49.299 B	21.168	49.323	38.808	258.0	31:22.375
	16	1	1:37.730	20.015	47.513	30.202	266.1	48:46.417	16	1	3:56.986	2:32.556	51.669	32.761		35:19.361
	17	1	1:37.746	20.439	47.173	30.134	261.7	50:24.163	17	1	1:42.658	21.600	49.198	31.860	247.6	37:02.019
	18	1	1:38.709	20.482	47.812	30.415	266.1	52:02.872	18	1	1:42.000	21.390	49.155	31.455	248.1	38:44.019
	19	1	1:37.638	19.799	47.095	30.744	264.8	53:40.510	19	1	1:40.367	21.084	48.262	31.021	252.1	40:24.386
	20	1	1:44.293 B	20.838	47.518	35.937	262.9	55:24.803	20	1	1:39.741	21.063	47.747	30.931	251.5	42:04.127
	21	3	2:52.373	1:34.096	48.118	30.159		58:17.176	21	1	1:48.142 B	21.005	49.266	37.871	253.8	43:52.269
	22	3	1:37.274	19.589			264.8	59:54.450	22	1	3:07.848	1:46.795	49.295	31.758		47:00.117
	23	3	1:37.274				264.8	59:54.450	23	1	1:40.916	20.803	48.681	31.432	252.1	48:41.033
	24	3	1:36.424	19.789	46.396	30.239	267.4	1:01:30.874	24	1	1:40.336	21.184	48.530	30.622	255.6	50:21.369



LE MANS SERIES 6 HOURS OF ESTORIL

Free Practice 1

Sector Analysis

Lap	D	Time	Sector 1	Sector 2	Sector 3	T. Spd	Elapsed	Lap	D	Time	Sector 1	Sector 2	Sector 3	T. Spd	Elapsed
3	2	1:41.970	20.947	49.535	31.488	256.8	5:31.838	1	2	2:19.255 B	32.962	59.150	47.143		2:19.255
4	2	1:49.450 B	20.878	50.565	38.007	258.6	7:21.288	2	2	4:14.069	2:50.732	51.699	31.638		6:33.324
5	2	4:24.768	3:02.700	50.222	31.846		11:46.056	3	2	1:43.567	21.413	50.545	31.609	240.5	8:16.891
6	2	1:42.409	20.940	49.776	31.693	256.2	13:28.465	4	2	1:42.303	21.137	49.857	31.309	249.2	9:59.194
7	2	1:42.455	20.883	49.691	31.881	256.8	15:10.920	5	2	1:42.438	20.966	49.865	31.607	252.7	11:41.632
8	2	1:49.283 B	21.429	50.524	37.330	252.1	17:00.203	6	2	1:43.115	21.009	50.116	31.990	249.8	13:24.747
9	2	4:25.466	3:03.835	49.863	31.768		21:25.669	7	2	1:42.539	20.840	50.143	31.556	252.7	15:07.286
10	2	1:42.596	20.950	50.018	31.628	256.2	23:08.265	8	2	1:47.521 B	20.940	49.734	36.847	253.8	16:54.807
11	2	1:42.067	20.917	49.599	31.551	255.0	24:50.332	9	1	3:46.624	2:22.151	51.773	32.700		20:41.431
12	2	1:42.277	20.818	49.739	31.720	255.6	26:32.609	10	1	1:46.674	21.942	51.673	33.059	246.4	22:28.105
13	2	1:50.597 B	20.845	50.837	38.915	253.8	28:23.206	11	1	1:45.987	22.068	51.635	32.284	252.7	24:14.092
14	1	3:07.632	1:44.631	50.713	32.288		31:30.838	12	1	1:45.376	21.360	51.404	32.612	255.6	25:59.468
15	1	1:42.583	20.996	49.756	31.831	254.4	33:13.421	13	1	1:45.057	21.507	51.273	32.277	253.8	27:44.525
16	1	1:44.057	21.022	50.689	32.346	253.8	34:57.478	14	1	1:44.295	21.248	50.661	32.386	253.8	29:28.820
17	1	1:43.782	21.072	50.847	31.863	255.6	36:41.260	15	1	2:02.040 B	30.662	52.788	38.590	252.1	31:30.860
18	1	1:47.756 B	20.819	49.241	37.696	256.2	38:29.016	16	2	5:11.008	3:47.185	51.925	31.898		36:41.868
19	1	4:04.074	2:41.697	50.507	31.870		42:33.090	17	2	1:42.337	20.900	49.820	31.617	255.0	38:24.205
20	1	1:41.910	20.725	49.495	31.690	256.8	44:15.000	18	2	1:49.906 B	21.010	51.277	37.619	252.7	40:14.111
21	1	1:41.522	20.748	49.258	31.516	256.8	45:56.522	19	2	3:16.534	1:53.490	50.644	32.400		43:30.645
22	1	1:49.360 B	21.064	49.902	38.394	255.6	47:45.882	20	2	1:44.845	21.230	50.936	32.679	250.4	45:15.490
23	1	7:39.749	6:15.518	52.212	32.019		55:25.631	21	2	1:44.541	21.403	50.852	32.286	242.6	47:00.031
24	1	1:41.929	20.844			255.0	57:07.560	22	2	1:53.494 B	21.662	51.252	40.580	238.4	48:53.525
25	1	1:42.250	20.766	49.620	31.864	254.4	58:49.810	23	1	6:09.086	4:44.257	52.562	32.267		55:02.611
26	1	1:41.944	20.747			255.6	1:00:31.754	24	1	1:48.042	22.232			252.7	56:50.653
								25	1	1:47.705	22.125	51.961	33.619	252.1	58:38.358
								26	1	1:45.730	21.561			250.9	1:00:24.088

77 Team Felbermayr - Proton
 1. Marc Lieb
 2. Richard Lietz
 Porsche 911 RSR (997)
 LM GTE Pro

1	2	2:57.061	1:29.617	54.857	32.587		2:57.061
2	2	1:43.429	21.842	50.068	31.519	234.9	4:40.490
3	2	1:41.206	20.732	49.339	31.135	258.6	6:21.696
4	2	1:43.004	20.520	50.468	32.016	261.0	8:04.700
5	2	1:41.211	20.585	49.168	31.458	260.4	9:45.911
6	2	1:50.275 B	20.707	49.567	40.001	260.4	11:36.186
7	2	5:31.596	4:10.409	49.545	31.642		17:07.782
8	2	1:42.123	21.051	49.315	31.757	259.2	18:49.905
9	2	1:41.070	20.597	48.878	31.595	260.4	20:30.975
10	2	1:49.140 B	21.242	50.494	37.404	261.0	22:20.115
11	2	5:20.679	3:57.122	51.630	31.927		27:40.794
12	2	1:41.891	20.712	48.982	32.197	258.6	29:22.685
13	2	1:41.793	20.702	49.107	31.984	257.4	31:04.478
14	2	1:47.725 B	20.633	48.897	38.195	259.2	32:52.203
15	1	4:14.267	2:50.210	51.442	32.615		37:06.470
16	1	1:43.136	21.403	49.982	31.751	253.2	38:49.606
17	1	1:42.047	20.808	49.384	31.855	259.8	40:31.653
18	1	1:42.383	20.815	49.989	31.579	258.0	42:14.036
19	1	1:42.099	20.579	49.663	31.857	260.4	43:56.135
20	1	1:50.064 B	21.282	50.066	38.716	258.6	45:46.199
21	1	5:37.290	4:15.631	49.866	31.793		51:23.489
22	1	1:42.089	20.664	49.699	31.726	257.4	53:05.578
23	1	1:43.547	21.302	50.509	31.736	258.0	54:49.125
24	1	1:41.923	20.738			258.6	56:31.048
25	1	1:41.826	20.603	49.536	31.687	257.4	58:12.874
26	1	1:41.621	20.605			257.4	59:54.495
27	1	1:52.773 B	21.609	50.655	40.509	231.4	1:01:47.268

79 Jota
 1. Simon Dolan
 2. Sam Hancock
 Aston Martin Vantage
 LM GTE Pro

82 CRS Racing
 1. Klaas Hummel
 2. Adam Christodoulou
 3. Phil Quaife
 Ferrari F430
 LM GTE Am

1	2	2:26.656	56.200	55.380	35.076		2:26.656
2	2	1:48.075	23.150	51.930	32.995	203.2	4:14.731
3	2	3:02.994	22.043	2:07.630	33.321	215.6	7:17.725
4	2	1:45.648	21.688	51.253	32.707	253.8	9:03.373
5	2	1:45.700	21.782	51.082	32.836	241.6	10:49.073
6	2	1:44.552	21.606	50.870	32.076	252.1	12:33.625
7	2	1:52.757 B	21.157	51.243	40.357	256.2	14:26.382
8	1	5:32.025	3:53.395	1:01.055	37.575		19:58.407
9	1	1:56.628	23.996	56.774	35.858	203.6	21:55.035
10	1	1:52.638	23.002	54.897	34.739	232.9	23:47.673
11	1	1:52.539	23.126	54.964	34.449	238.4	25:40.212
12	1	1:51.530	22.697	54.466	34.367	230.9	27:31.742
13	1	1:51.491	23.213	54.218	34.060	248.1	29:23.233
14	1	1:51.087	21.851	53.299	35.937	249.2	31:14.320
15	1	1:51.776	22.087	55.469	34.220	249.2	33:06.096
16	1	1:53.530	23.535	55.327	34.668	246.4	34:59.626
17	1	1:50.844	22.669	53.694	34.481	232.9	36:50.470
18	1	1:58.297 B	22.088	53.904	42.305	249.8	38:48.767
19	3	5:05.379	3:32.252	55.773	37.354		43:54.146
20	3	1:48.695	22.387	52.765	33.543	230.9	45:42.841
21	3	1:45.269	21.554	50.895	32.820	248.7	47:28.110
22	3	1:44.733	21.174	50.656	32.903	252.1	49:12.843
23	3	1:44.238	21.165	50.547	32.526	249.8	50:57.081
24	3	1:43.500	20.983	50.343	32.174	252.7	52:40.581
25	3	1:46.949	20.907	52.946	33.096	253.2	54:27.530
26	3	1:46.737	21.062	52.855	32.820	253.8	56:14.267
27	3	1:44.531	21.116	50.792	32.623	251.5	57:58.798
28	3	1:44.628	21.201			252.1	59:43.426



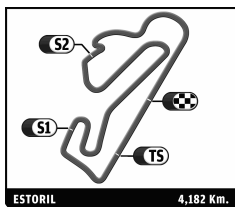
LE MANS SERIES

6 HOURS OF ESTORIL

Free Practice 1

Sector Analysis

Lap	D	Time	Sector 1	Sector 2	Sector 3	T. Spd	Elapsed	Lap	D	Time	Sector 1	Sector 2	Sector 3	T. Spd	Elapsed
29	3	1:58.820B	20.964	55.342	42.514	252.7	1:01:42.246	25	2	1:43.279	20.840			252.7	1:00:28.904
88	Team Felbermayr - Proton Porsche 911 RSR (997) 1.Christian Ried LM GTE Am 2.Horst Felbermayr Jr.							90	JMB Racing Ferrari F458 Italia 1.Sheil Ayari LM GTE Pro 2.Manuel Rodrigues 3.Pascal Bailloy						
1	1	2:58.361	1:30.230	55.228	32.903		2:58.361	1	1	2:38.387	1:09.088	55.250	34.049		2:38.387
2	1	1:47.939	21.907	52.224	33.808	231.9	4:46.300	2	1	1:46.892	22.789	51.549	32.554	238.4	4:25.279
3	1	1:48.446	22.302	52.792	33.352	211.4	6:34.746	3	1	1:44.637	21.692	50.892	32.053	255.0	6:09.916
4	1	1:45.702	21.481	51.583	32.638	245.3	8:20.448	4	1	1:42.574	21.233	49.780	31.561	254.4	7:52.490
5	1	1:44.723	21.493	50.879	32.351	251.5	10:05.171	5	1	1:42.763	20.728	50.151	31.884	258.0	9:35.253
6	1	1:45.623	21.471	51.905	32.247	252.7	11:50.794	6	1	1:48.653	21.866	54.354	32.433	256.2	11:23.906
7	1	1:45.755	21.615	51.569	32.571	257.4	13:36.549	7	1	1:42.713	20.689	50.251	31.773	257.4	13:06.619
8	1	1:45.142	21.439	51.230	32.473	255.6	15:21.691	8	1	1:42.029	20.759	49.461	31.809	258.0	14:48.648
9	1	1:45.294	21.586	51.153	32.555	256.2	17:06.985	9	1	1:55.135B	21.473	50.948	42.714	257.4	16:43.783
10	1	1:45.222	21.582	51.301	32.339	257.4	18:52.207	10	1	5:35.363	4:09.137	54.153	32.073		22:19.146
11	1	1:44.747	21.184	50.926	32.637	259.2	20:36.954	11	1	1:42.749	20.845	50.265	31.639	254.4	24:01.895
12	1	1:44.777	21.369	50.993	32.415	259.2	22:21.731	12	1	1:45.520	22.305	51.182	32.033	256.2	25:47.415
13	1	1:44.483	21.212	50.724	32.547	259.2	24:06.214	13	1	1:43.881	20.943	50.212	32.726	255.0	27:31.296
14	1	1:54.748B	22.035	52.204	40.509	250.9	26:00.962	14	1	1:43.735	20.864	50.698	32.173	253.8	29:15.031
15	2	7:57.523	6:30.702	53.091	33.730		33:58.485	15	1	1:53.660B	20.744	50.271	42.645	256.2	31:08.691
16	2	1:50.019	22.761	51.639	35.619	252.7	35:48.504	16	3	5:03.169	3:27.888	58.618	36.663		36:11.860
17	2	1:47.833	22.968	51.417	33.448	256.8	37:36.337	17	3	1:52.384	23.551	53.854	34.979	246.4	38:04.244
18	2	1:48.133	21.245	51.749	35.139	257.4	39:24.470	18	3	1:51.020	22.783	53.868	34.369	209.0	39:55.264
19	2	1:46.983	22.638	51.582	32.763	243.7	41:11.453	19	3	1:51.796	22.821	54.280	34.695	228.5	41:47.060
20	2	1:44.242	21.238	50.264	32.740	252.1	42:55.695	20	3	1:50.243	22.240	52.930	35.073	240.0	43:37.303
21	2	1:45.555	21.527	50.757	33.271	254.4	44:41.250	21	3	1:50.708	23.000	52.421	35.287	232.4	45:28.011
22	2	1:53.408B	21.365	50.509	41.534	257.4	46:34.658	22	3	2:05.454B	22.512	54.246	48.696	232.4	47:33.465
23	2	6:46.777	5:20.006	53.235	33.536		53:21.435	23	2	3:41.230	2:11.062	55.348	34.820		51:14.695
24	2	1:44.731	21.353	50.761	32.617	252.7	55:06.166	24	2	1:49.425	22.837	52.315	34.273	243.2	53:04.120
25	2	1:46.177	21.201			252.7	56:52.343	25	2	1:49.721	22.597	53.457	33.667	245.9	54:53.841
26	2	2:13.193B	23.750	59.693	49.750	254.4	59:05.536	26	2	1:47.117	21.836			251.5	56:40.958
								27	2	1:47.118	21.803	52.198	33.117	249.2	58:28.076
								28	2	1:45.800	21.888			232.9	1:00:13.876
89	Hankook Team Farnbacher Ferrari F458 Italia 1.Dominik Farnbacher LM GTE Pro 2.Allan Simonsen							92	Neil Garner Motorsport Formula Le Mans - Oreca - 09 1.John Hartshorne FLM 2.Tor Graves 3.Alex Kapadia						
1	1	2:04.343	40.778	51.397	32.168		2:04.343	1	3	2:13.662	41.505	58.028	34.129		2:13.662
2	1	1:47.386	23.739	50.552	33.095	253.8	3:51.729	2	3	1:59.134B	21.968	52.029	45.137	216.4	4:12.796
3	1	2:02.305B	20.856	1:01.434	40.015	254.4	5:54.034	3	3	3:23.294	1:57.861	53.386	32.047		7:36.090
4	1	5:41.676	4:18.185	51.673	31.818		11:35.710	4	3	1:42.609	21.147	50.261	31.201	246.4	9:18.699
5	1	1:42.903	21.010	50.316	31.577	252.1	13:18.613	5	3	1:42.790	20.932	50.540	31.318	262.3	11:01.489
6	1	1:41.816	20.656	49.780	31.380	255.6	15:00.429	6	3	1:43.035	20.468	50.344	32.223	265.4	12:44.524
7	1	1:42.699	21.117	49.967	31.615	256.8	16:43.128	7	3	1:40.843	20.301	49.599	30.943	266.1	14:25.367
8	1	1:41.912	20.818	49.545	31.549	255.6	18:25.040	8	3	1:40.961	20.060	49.167	31.734	265.4	16:06.328
9	1	2:04.433B	21.463	1:03.537	39.433	255.6	20:29.473	9	3	1:39.701	19.937	48.854	30.910	264.2	17:46.029
10	1	4:42.407	3:19.806	50.927	31.674		25:11.880	10	3	1:54.906B	21.776	52.408	40.722	264.2	19:40.935
11	1	1:42.519	20.744	50.102	31.673	253.2	26:54.399	11	3	4:57.036	3:32.760	52.101	32.175		24:37.971
12	1	1:43.027	21.522	49.807	31.698	257.4	28:37.426	12	3	1:41.247	20.776	49.253	31.218	258.6	26:19.218
13	1	1:42.179	20.782	49.758	31.639	254.4	30:19.605	13	3	1:40.702	21.376	48.635	30.691	261.0	27:59.920
14	1	1:49.507B	20.926	50.766	37.815	253.8	32:09.112	14	3	1:47.939B	20.058	48.985	38.896	264.2	29:47.859
15	1	6:05.772	4:43.410	50.091	32.271		38:14.884	15	2	5:20.554	3:39.901	1:03.994	36.659		35:08.413
16	1	1:42.605	21.065	49.733	31.807	252.7	39:57.489	16	2	1:49.302	21.695	53.778	33.829	254.4	36:57.715
17	1	1:42.672	21.044	49.967	31.661	254.4	41:40.161	17	2	1:44.603	20.907	51.403	32.293	259.2	38:42.318
18	1	1:47.361B	20.952	49.958	36.451	254.4	43:27.522	18	2	1:45.874	20.398	50.150	35.326	261.0	40:28.192
19	1	5:03.648	3:41.220	50.180	32.248		48:31.170	19	2	1:44.124	20.654	51.100	32.370	261.0	42:12.316
20	1	1:47.836B	21.017	50.198	36.621	249.8	50:19.006	20	2	1:42.681	20.451	50.139	32.091	262.3	43:54.997
21	2	3:12.596	1:46.526	52.943	33.127		53:31.602	21	2	1:55.000B	20.402	51.154	43.444	266.1	45:49.997
22	2	1:45.357	21.398	51.208	32.751	249.8	55:16.959	22	2	2:53.190	1:26.821	51.971	34.398		48:43.187
23	2	1:44.054	21.000			252.7	57:01.013								
24	2	1:44.612	21.477	50.687	32.448	245.9	58:45.625								

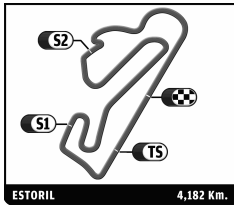


LE MANS SERIES 6 HOURS OF ESTORIL

Free Practice 1

Sector Analysis

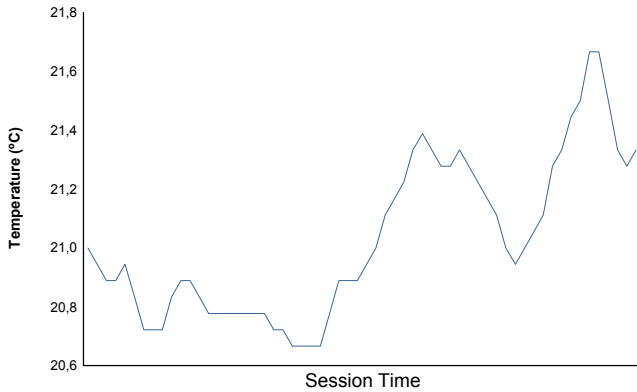
							■ Personal Best		■ Session Best		■ Crossing the finish line in pit lane								
Lap	D	Time	Sector 1	Sector 2	Sector 3	T. Spd	Elapsed	Lap	D	Time	Sector 1	Sector 2	Sector 3	T. Spd	Elapsed				
23	2	1:47.242	21.749	51.869	33.624	258.6	50:30.429	15	2	1:46.441	22.109	51.868	32.464	223.9	30:58.042				
24	2	1:41.158	20.444	49.323	31.391	261.0	52:11.587	16	2	1:46.224	21.433	51.629	33.162	253.2	32:44.266				
25	2	1:41.544	20.251	49.687	31.606	261.0	53:53.131	17	2	1:47.172	21.728	52.221	33.223	254.4	34:31.438				
26	2	1:41.133	20.570	49.080	31.483	261.0	55:34.264	18	2	1:46.866	21.873	51.463	33.530	255.0	36:18.304				
27	2	1:39.568	19.786			262.3	57:13.832	19	2	1:45.832	21.868	51.342	32.622	256.8	38:04.136				
28	2	1:39.816	20.037	48.772	31.007	263.5	58:53.648	20	2	1:57.301 B	21.401	51.648	44.252	256.2	40:01.437				
29	2	1:52.058 B	20.186			264.2	1:00:45.706	21	1	4:42.723	3:17.339	52.569	32.815		44:44.160				
									22	1	1:46.027	21.968	51.449	32.610	256.2	46:30.187			
									23	1	2:06.840 B	21.993	55.119	49.728	254.4	48:37.027			
									24	2	5:57.060	4:34.005	51.228	31.827		54:34.087			
									25	2	1:48.132	20.544	52.993	34.595	258.0	56:22.219			
									26	2	1:44.887	21.327	49.232	34.328	220.8	58:07.106			
									27	2	1:39.585	20.130			257.4	59:46.691			
									28	2	1:40.596	20.405	48.837	31.354	259.8	1:01:27.287			
95 Pegasus Racing							Formula Le Mans - Oreca - 09												
1. Mirco Schultis			3. Julien Schell				FLM												
2. Patrick Simon																			
1	2	2:44.330	1:13.430	56.713	34.187		2:44.330												
2	2	1:45.505	21.918	51.225	32.362	239.0	4:29.835												
3	2	1:42.774	20.636	50.522	31.616	258.6	6:12.609												
4	2	1:42.050	20.574	49.819	31.657	260.4	7:54.659												
5	2	1:41.943	20.421	49.808	31.714	262.9	9:36.602												
6	2	1:42.438	20.764	50.375	31.299	262.9	11:19.040												
7	2	1:41.872	20.648	49.801	31.423	262.9	13:00.912												
8	2	1:40.826	20.298	49.388	31.140	262.9	14:41.738												
9	2	1:50.239 B	20.715	50.693	38.831	262.9	16:31.977												
10	2	5:03.394	3:41.716	50.211	31.467		21:35.371												
11	2	1:40.548	20.479	48.962	31.107	261.7	23:15.919												
12	2	1:46.875 B	20.721	48.919	37.235	262.3	25:02.794												
13	2	3:14.205	1:53.658	49.115	31.432		28:16.999												
14	2	1:40.451	20.324	48.695	31.432	260.4	29:57.450												
15	2	1:39.480	20.181	48.503	30.796	259.2	31:36.930												
16	2	1:49.679 B	21.721	50.284	37.674	240.0	33:26.609												
17	1	4:11.190	2:39.789	54.538	36.863		37:37.799												
18	1	1:46.371	21.668	51.909	32.794	240.5	39:24.170												
19	1	1:45.920	21.889	51.208	32.823	242.1	41:10.090												
20	1	1:44.678	21.378	50.974	32.326	250.4	42:54.768												
21	1	1:44.792	21.601	51.088	32.103	256.2	44:39.560												
22	1	1:43.925	21.009	50.968	31.948	258.6	46:23.485												
23	1	1:43.398	20.948	50.685	31.765	259.2	48:06.883												
24	1	1:43.568	21.001	50.338	32.229	258.6	49:50.451												
25	1	1:44.889	20.704	51.719	32.466	256.8	51:35.340												
26	1	1:44.236	21.043	50.931	32.262	259.2	53:19.576												
27	1	1:44.082	20.797	51.473	31.812	258.0	55:03.658												
28	1	1:47.340	21.666			262.9	56:50.998												
29	1	1:43.522	21.134	50.106	32.282	262.9	58:34.520												
30	1	1:42.270	20.780			260.4	1:00:16.790												
99 JMB Racing							Formula Le Mans - Oreca - 09												
1. Peter Kuteemann							FLM												
2. Nicolas Marroc																			
1	2	3:03.926	1:31.706	57.083	35.137		3:03.926												
2	2	1:48.026	22.334	52.239	33.453	247.6	4:51.952												
3	2	1:48.435	21.637	52.926	33.872	256.8	6:40.387												
4	2	1:43.372	20.992	50.215	32.165	258.6	8:23.759												
5	2	1:42.239	20.807	49.438	31.994	259.8	10:05.998												
6	2	1:43.370	21.132	50.092	32.146	258.6	11:49.368												
7	2	1:41.304	20.546	49.457	31.301	262.3	13:30.672												
8	2	1:41.581	20.896	49.260	31.425	261.0	15:12.253												
9	2	1:43.281	20.789	50.738	31.754	261.7	16:55.534												
10	2	1:51.663 B	20.534	49.582	41.547	259.8	18:47.197												
11	2	4:55.720	3:25.973	55.256	34.491		23:42.917												
12	2	1:49.871	23.699	52.950	33.222	193.9	25:32.788												
13	2	1:49.000	22.378	53.625	32.997	235.4	27:21.788												
14	2	1:49.813	23.008	53.713	33.092	255.0	29:11.601												



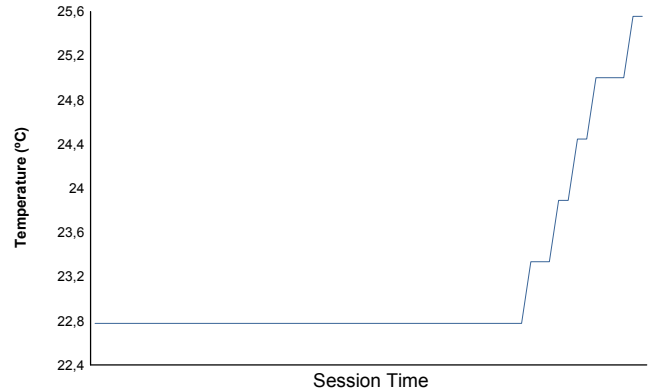
Computerised results and timing service

6 HOURS OF ESTORIL LE MANS SERIES Free Practice 1 Weather Report

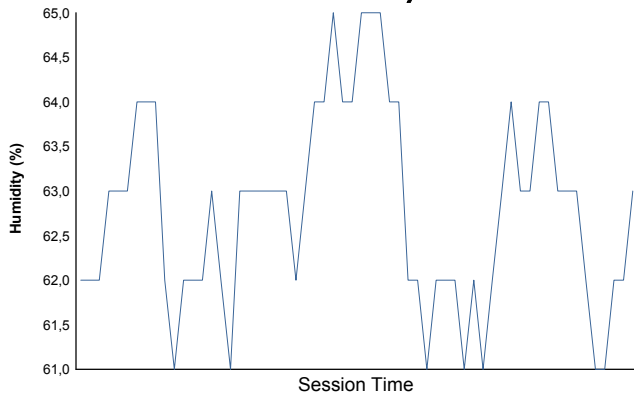
Air Temperature



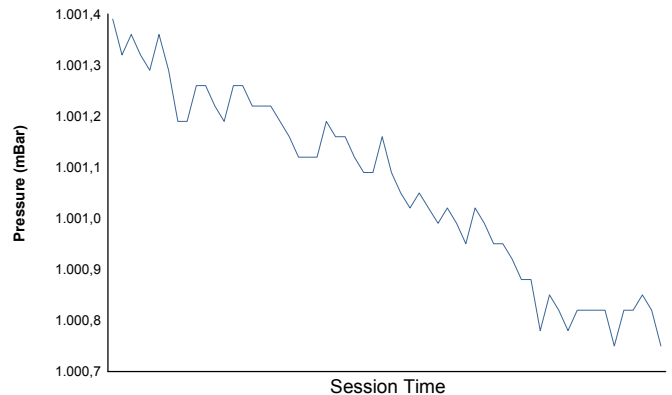
Track Temperature



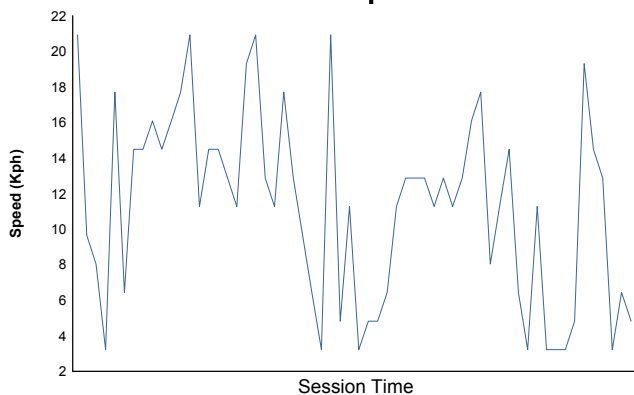
Humidity



Pressure

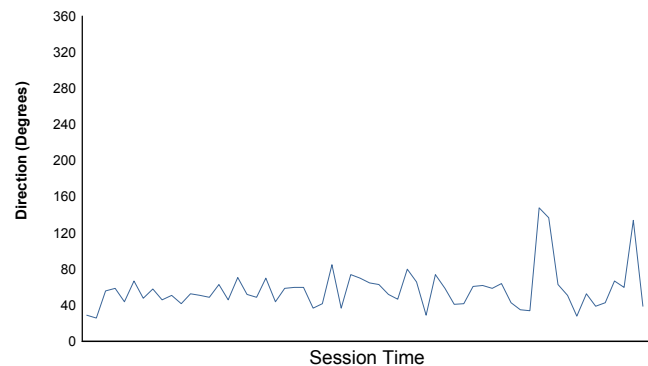


Wind Speed



Wind direction

North = 0°/360° Est = 90° South = 180° West = 270°



Track Status:

DRY