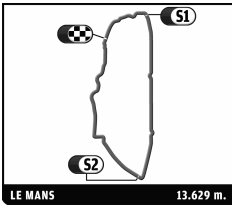
24H DU MANS  
TEST DAY

Free Practice 1

## Provisional Classification

Nr.	Team	Driver	Car	Cl	Ty	Time	Lap	Total	Gap	Kph
1	1 AUDI SPORT TEAM JOEST	T. BERNHARD / R. DUMAS / M. ROCKENFELLER / M. BONANOM	AUDI R18 TDI	LM P1	M	<b>3:27.900</b>	40	50	-	<b>236.0</b>
2	2 AUDI SPORT TEAM JOEST	M. FÄSSLER / A. LOTTERER / B. TRELUYER / M. BONANOM	AUDI R18 TDI	LM P1	M	<b>3:28.503</b>	26	38	+0.603	<b>235.3</b>
3	3 AUDI SPORT NORTH AMERICA	R. CAPELLO / T. KRISTENSEN / A. McNISH / M. BONANOM	AUDI R18 TDI	LM P1	M	<b>3:30.382</b>	36	45	+2.482	<b>233.2</b>
4	8 PEUGEOT SPORT TOTAL	S. SARRAZIN / A. DAVIDSON / F. MONTAGNY	PEUGEOT 908	LM P1	M	<b>3:30.516</b>	43	43	+2.616	<b>233.1</b>
5	7 PEUGEOT SPORT TOTAL	N. MINASSIAN / M. GENE / P. LAMY / S. PAGENAU	PEUGEOT 908	LM P1	M	<b>3:32.549</b>	58	59	+4.649	<b>230.8</b>
6	9 TEAM PEUGEOT TOTAL	A. WURZ / S. BOURDAIS / J. VERNAY (R) / A. DAVIDSO	PEUGEOT 908	LM P1	M	<b>3:32.578</b>	29	32	+4.678	<b>230.8</b>
7	10 TEAM ORECA MATMUT	N. LAPIERRE / L. DUVAL / .	PEUGEOT 908 HDI-FAP	LM P1	M	<b>3:34.317</b>	33	46	+6.417	<b>228.9</b>
8	16 PESCAROLO TEAM	E. COLLARD / C. TINSEAU / J. JOUSSE	PESCAROLO JUDD	LM P1	M	<b>3:37.640</b>	27	43	+9.740	<b>225.4</b>
9	12 REBELLION RACING	N. JANI / N. PROST / J. BLEEKEMOLEN	LOLA B 10/60 COUPE-TOYOTA	LM P1	M	<b>3:38.537</b>	30	34	+10.637	<b>224.5</b>
10	13 REBELLION RACING	A. BELICCHI / J. BOULLION / G. SMITH	LOLA B 10/60 COUPE-TOYOTA	LM P1	M	<b>3:40.264</b>	19	19	+12.364	<b>222.8</b>
11	15 OAK RACING	M. LAHAYE / G. MOREAU / P. RAGUES	OAK PESCAROLO - JUDD	LM P1	D	<b>3:41.520</b>	16	39	+13.620	<b>221.5</b>
12	41 GREAVES MOTORSPORT	K. OJHEH / G. CHALANDON / T. KIMBER-SMITH (R) / A. BRUNDLE	ZYTEK NISSAN	LM P2	D	<b>3:43.601</b>	17	24	+15.701	<b>219.4</b>
13	26 SIGNATECH NISSAN	F. MAILLEUX / L. ORDOÑEZ (R) / S. AYARI	ORECA 03-NISSAN	LM P2	D	<b>3:44.424</b>	32	41	+16.524	<b>218.6</b>
14	22 KRONOS RACING	V. ICIX / B. LEINDERS / M. MARTIN (R)	LOLA ASTON MARTIN	LM P1	M	<b>3:45.555</b>	5	5	+17.655	<b>217.5</b>
15	48 TEAM ORECA MATMUT	A. PREMAT / . / D. KRAIHAMER (R)	ORECA 03-NISSAN	LM P2	M	<b>3:45.909</b>	28	37	+18.009	<b>217.2</b>
16	39 PECOM RACING	M. RUSSO / P. KAFFER / L. PEREZ-COMPANC	LOLA B11/40-JUDD BMW	LM P2	M	<b>3:46.097</b>	32	33	+18.197	<b>217.0</b>
17	24 OAK RACING	J. NICOLET / R. HEIN / J. YVON	OAK PESCAROLO - JUDD	LM P1	D	<b>3:47.892</b>	19	28	+19.992	<b>215.3</b>
18	46 TDS RACING	M. BECHE (R) / P. THIRIET (R) / J. FIRTH (R)	ORECA 03-NISSAN	LM P2	M	<b>3:49.723</b>	42	43	+21.823	<b>213.6</b>
19	34 LEVEL 5 MOTORSPORTS	S. TUCKER / C. BOUCHUT / J. BARBOSA	LOLA COUPE-HONDA PERFORMANCE DEVELOPMENT	LM P2	M	<b>3:50.805</b>	17	31	+22.905	<b>212.6</b>
20	23 MIK CORSE	M. CORTES (R) / F. GERI (R) / G. PICCINI (R)	ZYTEK 09H HYBRID	LM P1	D	<b>3:51.527</b>	5	5	+23.627	<b>211.9</b>
21	007 ASTON MARTIN RACING	C. KLJEN / S. MUCKE / D. TURNER	ASTON MARTIN AMR-ONE	LM P1	M	<b>3:51.568</b>	10	13	+23.668	<b>211.9</b>
22	40 RACE PERFORMANCE	M. FREY / R. MEICHTRY / M. ROSTAN	ORECA 03-JUDD BMW	LM P2	D	<b>3:53.045</b>	22	34	+25.145	<b>210.5</b>
23	36 RML	T. ERDOS / M. NEWTON / B. COLLINS (R)	HONDA PERFORMANCE DEVELOPMENT JRC01 D	LM P2	D	<b>3:56.647</b>	21	31	+28.747	<b>207.3</b>
24	93 GENOA RACING	E. JULIAN (R) / C. ZUGEL (R) / J. PETERSEN (R) / N. DE CREM	ORECA	FLM	M	<b>3:57.233</b>	34	45	+29.333	<b>206.8</b>
25	91 HOPE RACING	L. MORO (R) / N. MARROC (R) / Z. Shan QI (R) / A. CICOGNA	ORECA	FLM	M	<b>3:58.369</b>	9	33	+30.469	<b>205.8</b>
26	44 EXTREME LIMITE AM PARIS	F. ROSIER (R) / P. HAEZEBROUCK (R) / J. DE FOURNOUX (R) / BEUVET	NORMA M200P - JUDD BMW	LM P2	D	<b>4:00.561</b>	29	38	+32.661	<b>204.0</b>
27	89 HANKOOK - TEAM FARNBACHER	D. FARNBACHER / A. SIMONSEN / L. KEEN (R)	FERRARI 458 ITALIA	LM GTE Pro	H	<b>4:01.495</b>	24	31	+33.595	<b>203.2</b>
28	51 AF CORSE	G. FISICHELLA / G. BRUNI / T. VILANDER	FERRARI 458 ITALIA	LM GTE Pro	M	<b>4:02.477</b>	25	30	+34.577	<b>202.3</b>
29	99 JMB RACING	O. LOMBARD (R) / P. MONDOLOTT (R) / J. HARTSHORNE (R)	ORECA	FLM	M	<b>4:03.072</b>	19	27	+35.172	<b>201.9</b>
30	56 BMW MOTORSPORT	A. PRIAULX / D. MULLER / J. HAND (R)	BMW M3 GT	LM GTE Pro	D	<b>4:04.045</b>	41	42	+36.145	<b>201.0</b>
31	77 TEAM FELBERMAYR-PROTON	M. LIEB / R. LIETZ / C. RIED (R)	PORSCHE 911 RSR (997)	LM GTE Pro	M	<b>4:04.122</b>	19	38	+36.222	<b>201.0</b>
32	79 JOTA	S. DOLAN (R) / S. HANCOCK / C. BUNCOMBE (R)	ASTON MARTIN VANTAGE	LM GTE Pro	D	<b>4:04.594</b>	33	34	+36.694	<b>200.6</b>
33	50 LARBRE COMPETITION	O. BERETTA / J. MAGNUSSEN / T. MILLNER / O. GAVIN	CHEVROLET CORVETTE C6 - ZR1	LM GTE Am	M	<b>4:04.853</b>	19	36	+36.953	<b>200.4</b>
34	59 LUXURY RACING	. / F. MAKOWIECKI (R) / J. DELETRAZ (R) / J. MELO	FERRARI 458 ITALIA	LM GTE Pro	M	<b>4:04.997</b>	7	15	+37.097	<b>200.3</b>
35	55 BMW MOTORSPORT	A. FARFUS / J. MULLER / D. WERNER	BMW M3 GT	LM GTE Pro	D	<b>4:05.314</b>	32	33	+37.414	<b>200.0</b>
36	76 IMSA PERFORMANCE MATMUT	P. PILET / R. NARAC / N. ARMINDO (R)	PORSCHE 911 RSR (997)	LM GTE Pro	M	<b>4:06.056</b>	29	33	+38.156	<b>199.4</b>
37	69 ROBERTSON RACING	D. MURRY (R) / A. LAZZARO (R) / C. BROWN (R)	FORD GT-DORAN	LM GTE Pro	M	<b>4:06.748</b>	33	36	+38.848	<b>198.8</b>
38	58 LUXURY RACING	A. BELTOISE (R) / F. JAKUBOWSKI (R) / J. DELETRAZ (R) / J. MELO	FERRARI 458 ITALIA	LM GTE Pro	M	<b>4:07.160</b>	9	28	+39.260	<b>198.5</b>
39	61 AF CORSE	P. PERAZZINI / M. CIOCI / S. BRESLIN (R)	FERRARI F430	LM GTE Am	M	<b>4:07.524</b>	36	36	+39.624	<b>198.2</b>
40	88 TEAM FELBERMAYR-PROTON	A. AL FAISAL (R) / B. MILLER / N. TANDY (R) / S. PUMPELL	PORSCHE 911 RSR (997)	LM GTE Pro	M	<b>4:08.861</b>	43	46	+40.961	<b>197.2</b>
41	71 AF CORSE	R. KAUFFMAN (R) / M. WALTRIP (R) / R. AGUAS (R)	FERRARI F430	LM GTE Pro	M	<b>4:09.351</b>	10	30	+41.451	<b>196.8</b>
42	70 LARBRE COMPETITION	C. BOURRET (R) / P. GIBON (R) / J. BELLOC (R)	PORSCHE 911 RSR (997)	LM GTE Am	M	<b>4:09.456</b>	10	42	+41.556	<b>196.7</b>
43	33 LEVEL 5 MOTORSPORTS	S. TUCKER / C. BOUCHUT / J. BARBOSA	LOLA COUPE-HONDA PERFORMANCE DEVELOPMENT	LM P2	M	<b>4:10.063</b>	15	17	+42.163	<b>196.2</b>
44	86 YOUNG DRIVER AMR	T. ENGE / A. MULLER / C. NYGAARD	ASTON MARTIN VANTAGE	LM GTE Pro	M	<b>4:10.859</b>	12	13	+42.959	<b>195.6</b>
45	62 CRS RACING	P. EHRET / S. LYNN / R. WILLS (R) / A. KIRKALD	FERRARI F430	LM GTE Am	M	<b>4:11.240</b>	48	48	+43.340	<b>195.3</b>
46	65 LOTUS JETALLIANCE	J. HIRSCHI / J. ROSSITER (R) / J. MOWLEM	LOTUS EVORA	LM GTE Pro	M	<b>4:11.250</b>	21	31	+43.350	<b>195.3</b>
47	83 JMB RACING	M. RODRIGUES / J. MENAHEM (R) / N. MISSLIN (R) / T. GOMMEND	FERRARI F430	LM GTE Am	M	<b>4:11.476</b>	9	37	+43.576	<b>195.1</b>
48	68 ROBERTSON RACING	D. ROBERTSON (R) / A. ROBERTSON (R) / B. SAID (R)	FORD GT-DORAN	LM GTE Am	M	<b>4:12.971</b>	11	28	+45.071	<b>194.0</b>
49	52 AF CORSE	M. RUGOLO (R)	FERRARI F430	LM GTE Am	M	<b>4:13.921</b>	11	12	+46.021	<b>193.2</b>
50	35 OAK RACING	A. BARLESI (R) / F. DA ROCHA / P. LAFARGUE (R)	OAK PESCAROLO - JUDD BMW	LM P2	D	<b>4:13.951</b>	8	9	+46.051	<b>193.2</b>

**24H DU MANS**

TEST DAY

Free Practice 1

## Provisional Classification

Nr.	Team	Driver	Car	Cl	Ty	Time	Lap	Total	Gap	Kph
51	60 GULF AMR MIDDLE EAST	F. GIROIX (R) / R. GOETHE (R) / M. WAINWRIGHT (R)	ASTON MARTIN VANTAGE	LM GTE Am	D	<b>4:15.020</b>	6	22	+47.120 +1.069	<b>192.4</b>
52	64 LOTUS JETALLIANCE	L. LICHTNER-HOYE / M. RICH (R) / O. SLINGERLAND (R) / J. MOWLEM	LOTUS EVORA	LM GTE Pro	M	<b>4:20.925</b>	3	12	+53.025 +5.905	<b>188.0</b>
53	009 ASTON MARTIN RACING	A. FERNANDEZ / A. MEYRICK / H. PRIMAT	ASTON MARTIN AMR-ONE	LM P1	M	<b>12:42.674</b>	2	2	+9:14.774-8:21.749	<b>64.3</b>
54	5 HOPE RACING	S. ZACCHIA / N. MARROC (R)	ORECA SWISS HY TECH-HYBRID	LM P1	M					
		<b>Fastest Lap</b>	Lap 40	Romain DUMAS		<b>3:27.900</b>				236.0 Kph

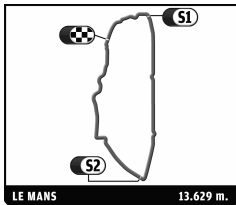
Published at: .....

Track Status:

**DRY**

Race Director:

Timekeeper:



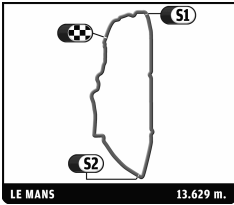
## 24H DU MANS

## TEST DAY

## Free Practice 1

## Provisional Classification By Class

Nr.	Team	Driver	Car	Ty	Time	Lap	Total	Gap	Kph
<b>LM P1</b>									
1	1 AUDI SPORT TEAM JOEST	T. BERNHARD / R. DUMAS / M. ROCKENFELLER / M. BONANOM	AUDI R18 TDI	M	<b>3:27.900</b>	40	50		<b>236.0</b>
2	2 AUDI SPORT TEAM JOEST	M. FÄSSLER / A. LOTTERER / B. TRELUYER / M. BONANOM	AUDI R18 TDI	M	<b>3:28.503</b>	26	38	+0.603 +0.603	<b>235.3</b>
3	3 AUDI SPORT NORTH AMERICA	R. CAPELLO / T. KRISTENSEN / A. McNISH / M. BONANOM	AUDI R18 TDI	M	<b>3:30.382</b>	36	45	+2.482 +1.879	<b>233.2</b>
4	8 PEUGEOT SPORT TOTAL	S. SARRAZIN / A. DAVIDSON / F. MONTAGNY	PEUGEOT 908	M	<b>3:30.516</b>	43	43	+2.616 +0.134	<b>233.1</b>
5	7 PEUGEOT SPORT TOTAL	N. MINASSIAN / M. GENE / P. LAMY / S. PAGENAU	PEUGEOT 908	M	<b>3:32.549</b>	58	59	+4.649 +2.033	<b>230.8</b>
6	9 TEAM PEUGEOT TOTAL	A. WURZ / S. BOURDAIS / J. VERNAY (R) / A. DAVIDSO	PEUGEOT 908	M	<b>3:32.578</b>	29	32	+4.678 +0.029	<b>230.8</b>
7	10 TEAM ORECA MATMUT	N. LAPIERRE / L. DUVAL / .	PEUGEOT 908 HDI-FAP	M	<b>3:34.317</b>	33	46	+6.417 +1.739	<b>228.9</b>
8	16 PESCAROLO TEAM	E. COLLARD / C. TINSEAU / J. JOUSSE	PESCAROLO JUDD	M	<b>3:37.640</b>	27	43	+9.740 +3.323	<b>225.4</b>
9	12 REBELLION RACING	N. JANI / N. PROST / J. BLEEKEMOLEN	LOLA B 10/60 COUPE-TOYOTA	M	<b>3:38.537</b>	30	34	+10.637 +0.897	<b>224.5</b>
10	13 REBELLION RACING	A. BELICCHI / J. BOULLION / G. SMITH	LOLA B 10/60 COUPE-TOYOTA	M	<b>3:40.264</b>	19	19	+12.364 +1.727	<b>222.8</b>
11	15 OAK RACING	M. LAHAYE / G. MOREAU / P. RAGUES	OAK PESCAROLO - JUDD	D	<b>3:41.520</b>	16	39	+13.620 +1.256	<b>221.5</b>
12	22 KRONOS RACING	V. ICIX / B. LEINDERS / M. MARTIN (R)	LOLA ASTON MARTIN	M	<b>3:45.555</b>	5	5	+17.655 +4.035	<b>217.5</b>
13	24 OAK RACING	J. NICOLET / R. HEIN / J. YVON	OAK PESCAROLO - JUDD	D	<b>3:47.892</b>	19	28	+19.992 +2.337	<b>215.3</b>
14	23 MIK CORSE	M. CORTES (R) / F. GERI (R) / G. PICCINI (R)	ZYTEK 09H HYBRID	D	<b>3:51.527</b>	5	5	+23.627 +3.635	<b>211.9</b>
15	007 ASTON MARTIN RACING	C. KLIEN / S. MUCKE / D. TURNER	ASTON MARTIN AMR-ONE	M	<b>3:51.568</b>	10	13	+23.668 +0.041	<b>211.9</b>
16	009 ASTON MARTIN RACING	A. FERNANDEZ / A. MEYRICK / H. PRIMAT	ASTON MARTIN AMR-ONE	M	<b>12:42.674</b>	2	2	+9*14.774+8*51.106	<b>64.3</b>
17	5 HOPE RACING	S. ZACCHIA / N. MARROC (R)	ORECA SWISS HY TECH-HYBRID	M					
<b>LM P2</b>									
1	41 GREAVES MOTORSPORT	K. OJEH / G. CHALANDON / T. KIMBER-SMITH (/ A. BRUNDLE	ZYTEK NISSAN	D	<b>3:43.601</b>	17	24		<b>219.4</b>
2	26 SIGNATECH NISSAN	F. MAILLEUX / L. ORDOÑEZ (R) / S. AYARI	ORECA 03-NISSAN	D	<b>3:44.424</b>	32	41	+0.823 +0.823	<b>218.6</b>
3	48 TEAM ORECA MATMUT	A. PREMAT / . / D. KRAIHÄMER (R)	ORECA 03-NISSAN	M	<b>3:45.909</b>	28	37	+2.308 +1.485	<b>217.2</b>
4	39 PECOM RACING	M. RUSSO / P. KAFFER / L. PEREZ-COMPANC	LOLA B11/40-JUDD BMW	M	<b>3:46.097</b>	32	33	+2.496 +0.188	<b>217.0</b>
5	46 TDS RACING	M. BECHE (R) / P. THIRIET (R) / J. FIRTH (R)	ORECA 03-NISSAN	M	<b>3:49.723</b>	42	43	+6.122 +3.626	<b>213.6</b>
6	34 LEVEL 5 MOTORSPORTS	S. TUCKER / C. BOUCHUT / J. BARBOSA	LOLA COUPE-HONDA PERFORMANCE DEVELOPMENT	M	<b>3:50.805</b>	17	31	+7.204 +1.082	<b>212.6</b>
7	40 RACE PERFORMANCE	M. FREY / R. MEICHTRY / M. ROSTAN	ORECA 03-JUDD BMW	D	<b>3:53.045</b>	22	34	+9.444 +2.240	<b>210.5</b>
8	36 RML	T. ERDOS / M. NEWTON / B. COLLINS (R)	HONDA PERFORMANCE DEVELOPMENT AER01 D	D	<b>3:56.647</b>	21	31	+13.046 +3.602	<b>207.3</b>
9	44 EXTREME LIMITE AM PARIS	F. ROSIER (R) / P. HAEZEBROUCK (R) / J. DE FOURNOUX (R) / . BEUVET	NORMA M200P - JUDD BMW	D	<b>4:00.561</b>	29	38	+16.960 +3.914	<b>204.0</b>
10	33 LEVEL 5 MOTORSPORTS	S. TUCKER / C. BOUCHUT / J. BARBOSA	LOLA COUPE-HONDA PERFORMANCE DEVELOPMENT	M	<b>4:10.063</b>	15	17	+26.462 +9.502	<b>196.2</b>
11	35 OAK RACING	A. BARLESI (R) / F. DA ROCHA / P. LAFARGUE (R)	OAK PESCAROLO - JUDD BMW	D	<b>4:13.951</b>	8	9	+30.350 +3.888	<b>193.2</b>
<b>LM GTE Pro</b>									
1	89 HANKOOK - TEAM FARNBACHER	D. FARNBACHER / A. SIMONSEN / L. KEEN (R)	FERRARI 458 ITALIA	H	<b>4:01.495</b>	24	31		<b>203.2</b>
2	51 AF CORSE	G. FISICHELLA / G. BRUNI / T. VILANDER	FERRARI 458 ITALIA	M	<b>4:02.477</b>	25	30	+0.982 +0.982	<b>202.3</b>
3	56 BMW MOTORSPORT	A. PRIAULX / D. MULLER / J. HAND (R)	BMW M3 GT	D	<b>4:04.045</b>	41	42	+2.550 +1.568	<b>201.0</b>
4	77 TEAM FELBERMAYR-PROTON	M. LIEB / R. LIETZ / C. RIED (R)	PORSCHE 911 RSR (997)	M	<b>4:04.122</b>	19	38	+2.627 +0.077	<b>201.0</b>
5	79 JOTA	S. DOLAN (R) / S. HANCOCK / C. BUNCOMBE (R)	ASTON MARTIN VANTAGE	D	<b>4:04.594</b>	33	34	+3.099 +0.472	<b>200.6</b>
6	59 LUXURY RACING	. / F. MAKOWIECKI (R) / J. DELETRAZ (R) / J. MELO	FERRARI 458 ITALIA	M	<b>4:04.997</b>	7	15	+3.502 +0.403	<b>200.3</b>
7	55 BMW MOTORSPORT	A. FARFUS / J. MULLER / D. WERNER	BMW M3 GT	D	<b>4:05.314</b>	32	33	+3.819 +0.317	<b>200.0</b>
8	76 IMSA PERFORMANCE MATMUT	P. PILET / R. NARAC / N. ARMINDO (R)	PORSCHE 911 RSR (997)	M	<b>4:06.056</b>	29	33	+4.561 +0.742	<b>199.4</b>
9	69 ROBERTSON RACING	D. MURRY (R) / A. LAZZARO (R) / C. BROWN (R)	FORD GT-DORAN	M	<b>4:06.748</b>	33	36	+5.253 +0.692	<b>198.8</b>
10	58 LUXURY RACING	A. BELTOISE (R) / F. JAKUBOWSKI (R) / J. DELETRAZ (R) / J. MELO	FERRARI 458 ITALIA	M	<b>4:07.160</b>	9	28	+5.665 +0.412	<b>198.5</b>
11	88 TEAM FELBERMAYR-PROTON	A. AL FAISAL (R) / B. MILLER / N. TANDY (R) / S. PUMPELL	PORSCHE 911 RSR (997)	M	<b>4:08.861</b>	43	46	+7.366 +1.701	<b>197.2</b>
12	71 AF CORSE	R. KAUFFMAN (R) / M. WALTRIP (R) / R. AGUAS (R)	FERRARI F430	M	<b>4:09.351</b>	10	30	+7.856 +0.490	<b>196.8</b>
13	86 YOUNG DRIVER AMR	T. ENGE / A. MULLER / C. NYGAARD	ASTON MARTIN VANTAGE	M	<b>4:10.859</b>	12	13	+9.364 +1.508	<b>195.6</b>
14	65 LOTUS JETALLIANCE	J. HIRSCHI / J. ROSSITER (R) / J. MOWLEM	LOTUS EVORA	M	<b>4:11.250</b>	21	31	+9.755 +0.391	<b>195.3</b>
15	64 LOTUS JETALLIANCE	L. LICHTNER-HOYE / M. RICH (R) / O. SLINGERLAND (R) / J. MOWLEM	LOTUS EVORA	M	<b>4:20.925</b>	3	12	+19.430 +9.675	<b>188.0</b>
<b>LM GTE Am</b>									
1	50 LARBRE COMPETITION	O. BERETTA / J. MAGNUSSEN / T. MILLNER / O. GAVIN	CHEVROLET CORVETTE C6 - ZR1	M	<b>4:04.853</b>	19	36		<b>200.4</b>
2	61 AF CORSE	P. PERAZZINI / M. CIOCI / S. BRESLIN (R)	FERRARI F430	M	<b>4:07.524</b>	36	36	+2.671 +2.671	<b>198.2</b>
3	70 LARBRE COMPETITION	C. BOURRET (R) / P. GIBON (R) / J. BELLOC (R)	PORSCHE 911 RSR (997)	M	<b>4:09.456</b>	10	42	+4.603 +1.932	<b>196.7</b>
4	62 CRS RACING	P. EHRET / S. LYNN / R. WILLS (R) / A. KIRKALD	FERRARI F430	M	<b>4:11.240</b>	48	48	+6.387 +1.784	<b>195.3</b>
5	83 JMB RACING	M. RODRIGUES / J. MENAHEM (R) / N. MISSLIN (R) / T. GOMMEND	FERRARI F430	M	<b>4:11.476</b>	9	37	+6.623 +0.236	<b>195.1</b>
6	68 ROBERTSON RACING	D. ROBERTSON (R) / A. ROBERTSON (R) / B. SAID (R)	FORD GT-DORAN	M	<b>4:12.971</b>	11	28	+8.118 +1.495	<b>194.0</b>
7	52 AF CORSE	M. RUGOLO (R)	FERRARI F430	M	<b>4:13.921</b>	11	12	+9.068 +0.950	<b>193.2</b>
8	60 GULF AMR MIDDLE EAST	F. GIROIX (R) / R. GOETHE (R) / M. WAINWRIGHT (R)	ASTON MARTIN VANTAGE	D	<b>4:15.020</b>	6	22	+10.167 +1.099	<b>192.4</b>
<b>FLM</b>									

**24H DU MANS**

TEST DAY

Free Practice 1

## Provisional Classification By Class

Nr.	Team	Driver	Car	Ty	Time	Lap	Total	Gap	Kph
1	93 GENOA RACING	E. JULIAN (R) / C. ZUGEL (R) / J. PETERSEN (R) / N. DE CREM	ORECA	M	<b>3:57.233</b>	34	45		<b>206.8</b>
2	91 HOPE RACING	L. MORO (R) / N. MARROC (R) / Z. Shan Qi (R) / A. CICOGNA	ORECA	M	<b>3:58.369</b>	9	33	+1.136 +1.136	<b>205.8</b>
3	99 JMB RACING	O. LOMBARD (R) / P. MONDOLOT (R) / J. HARTSHORNE (R)	ORECA	M	<b>4:03.072</b>	19	27	+5.839 +4.703	<b>201.9</b>

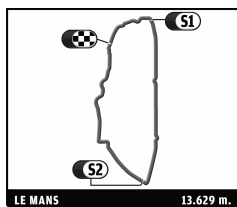
Published at: .....

Track Status:

**DRY**

Race Director:

Timekeeper:



## 24H DU MANS

## TEST DAY

## Free Practice 1

## Best Sector Times

SECTOR 1			SECTOR 2			SECTOR 3			Pos	Team	Ideal Lap	Best Lap
Pos	Driver	Time	Driver	Time	Driver	Time	Pos	Team				
1	R.DUMAS	32.625	R.CAPELLO	1:20.062	B.TRELUYER	1:34.659	1	AUDI SPORT TEAM JOEST	3:27.733	3:27.900	(1)	
2	R.CAPELLO	32.640	R.DUMAS	1:20.187	R.DUMAS	1:34.921	2	AUDI SPORT TEAM JOEST	3:27.802	3:28.503	(2)	
3	B.TRELUYER	32.653	B.TRELUYER	1:20.490	A.DAVIDSON	1:36.025	3	AUDI SPORT NORTH AMERICA	3:28.987	3:30.382	(3)	
4	A.DAVIDSON	32.868	A.DAVIDSON	1:20.869	T.KRISTENSEN	1:36.285	4	PEUGEOT SPORT TOTAL	3:29.762	3:30.516	(4)	
5	A.WURZ	33.206	A.WURZ	1:21.162	L.DUVAL	1:37.096	5	TEAM PEUGEOT TOTAL	3:31.862	3:32.578	(6)	
6	L.DUVAL	33.345	M.GENE	1:21.493	M.GENE	1:37.456	6	PEUGEOT SPORT TOTAL	3:32.533	3:32.549	(5)	
7	M.GENE	33.584	L.DUVAL	1:22.520	A.WURZ	1:37.494	7	TEAM ORECA MATMUT	3:32.961	3:34.317	(7)	
8	N.JANI	34.121	C.TINSEAU	1:23.949	C.TINSEAU	1:39.456	8	PESCAROLO TEAM	3:37.640	3:37.640	(8)	
9	C.TINSEAU	34.235	N.JANI	1:24.326	N.JANI	1:39.682	9	12 REBELLION RACING	3:38.129	3:38.537	(9)	
10	J.BOULLION	34.342	J.BOULLION	1:24.480	J.BOULLION	1:41.107	10	13 REBELLION RACING	3:39.929	3:40.264	(10)	
11	T.KIMBER-SMITH (R)	34.386	P.RAGUES	1:24.945	G.MOREAU	1:41.536	11	15 OAK RACING	3:41.016	3:41.520	(11)	
12	G.MOREAU	34.535	M.MARTIN (R)	1:25.958	T.KIMBER-SMITH (R)	1:41.772	12	41 GREAVES MOTORSPORT	3:43.138	3:43.601	(12)	
13	S.AYARI	34.657	J.NICOLET	1:26.529	A.PREMAT	1:42.765	13	26 SIGNATECH NISSAN	3:44.262	3:44.424	(13)	
14	D.KRAHMER (R)	34.828	L.LORDOÑEZ (R)	1:26.731	L.LORDOÑEZ (R)	1:42.874	14	48 TEAM ORECA MATMUT	3:44.752	3:45.909	(15)	
15	P.KAFFER	35.279	T.KIMBER-SMITH (R)	1:26.980	P.KAFFER	1:43.061	15	22 KRONOS RACING	3:45.462	3:45.555	(14)	
16	J.YVON	35.446	A.PREMAT	1:27.159	M.MARTIN (R)	1:43.590	16	39 PECOM RACING	3:46.097	3:46.097	(16)	
17	J.FIRTH (R)	35.452	P.KAFFER	1:27.757	J.NICOLET	1:44.988	17	24 OAK RACING	3:46.963	3:47.892	(17)	
18	R.MEICHTRY	35.672	G.PICCINI (R)	1:28.486	J.FIRTH (R)	1:45.148	18	46 TDS RACING	3:49.697	3:49.723	(18)	
19	M.MARTIN (R)	35.914	J.FIRTH (R)	1:29.097	C.BOUCHUT	1:45.354	19	34 LEVEL 5 MOTORSPORTS	3:50.556	3:50.805	(19)	
20	C.BOUCHUT	36.083	C.BOUCHUT	1:29.119	D.TURNER	1:45.850	20	007 ASTON MARTIN RACING	3:51.180	3:51.568	(21)	
21	D.TURNER	36.153	D.TURNER	1:29.177	R.MEICHTRY	1:46.162	21	23 MIK CORSE	3:51.527	3:51.527	(20)	
22	G.PICCINI (R)	36.245	R.MEICHTRY	1:30.133	G.PICCINI (R)	1:46.796	22	40 RACE PERFORMANCE	3:51.967	3:53.045	(22)	
23	N.MARROC (R)	36.370	M.NEWTON	1:30.773	N.DE CREM (R)	1:48.095	23	36 RML	3:56.516	3:56.647	(23)	
24	N.DE CREM (R)	36.761	F.ROSIER (R)	1:31.916	B.COLLINS (R)	1:48.661	24	93 GENOA RACING	3:56.881	3:57.233	(24)	
25	F.ROSIER (R)	36.922	N.DE CREM (R)	1:32.025	N.MARROC (R)	1:49.274	25	91 HOPE RACING	3:58.238	3:58.369	(25)	
26	B.COLLINS (R)	37.082	N.MARROC (R)	1:32.594	A.SIMONSEN	1:50.338	26	44 EXTREME LIMITE AM PARIS	3:59.531	4:00.561	(26)	
27	O.LOMBARD (R)	37.631	O.LOMBARD (R)	1:33.211	G.FISICHELLA	1:50.692	27	89 HANKOOK - TEAM FARNBACHER	4:01.495	4:01.495	(27)	
28	A.SIMONSEN	37.744	A.SIMONSEN	1:33.413	F.ROSIER (R)	1:50.693	28	51 AF CORSE	4:02.016	4:02.477	(28)	
29	G.FISICHELLA	37.748	G.FISICHELLA	1:33.576	J.MAGNUSSEN	1:51.338	29	99 JMB RACING	4:02.798	4:03.072	(29)	
30	D.WERNER	37.774	D.WERNER	1:33.606	M.LIEB	1:51.720	30	55 BMW MOTORSPORT	4:03.349	4:05.314	(35)	
31	A.PRIAULX	38.024	M.LIEB	1:33.727	O.LOMBARD (R)	1:51.956	31	77 TEAM FELBERMAYR-PROTON	4:03.633	4:04.122	(31)	
32	J.MELO	38.027	A.PRIAULX	1:33.772	J.MULLER	1:51.969	32	50 LARBRE COMPETITION	4:04.022	4:04.853	(33)	
33	M.LIEB	38.186	S.HANCOCK	1:33.859	J.MELO	1:52.091	33	56 BMW MOTORSPORT	4:04.027	4:04.045	(30)	
34	P.PILET	38.285	J.MELO	1:33.982	S.HANCOCK	1:52.220	34	59 LUXURY RACING	4:04.100	4:04.997	(34)	
35	J.MAGNUSSEN	38.341	J.MAGNUSSEN	1:34.343	A.PRIAULX	1:52.231	35	79 JOTA	4:04.594	4:04.594	(32)	
36	S.TUCKER	38.346	P.PILET	1:34.700	P.PILET	1:52.504	36	76 IMSA PERFORMANCE MATMUT	4:05.489	4:06.056	(36)	
37	A.BELTOISE (R)	38.460	A.LAZZARO (R)	1:34.703	M.CIOCI	1:53.146	37	69 ROBERTSON RACING	4:06.689	4:06.748	(37)	
38	S.HANCOCK	38.515	J.BELLOC (R)	1:34.815	A.LAZZARO (R)	1:53.396	38	58 LUXURY RACING	4:07.160	4:07.160	(38)	
39	A.LAZZARO (R)	38.590	N.TANDY (R)	1:34.920	A.BELTOISE (R)	1:53.600	39	61 AF CORSE	4:07.524	4:07.524	(39)	
40	A.MULLER	38.618	A.BELTOISE (R)	1:35.100	R.AGUAS (R)	1:54.296	40	88 TEAM FELBERMAYR-PROTON	4:08.167	4:08.861	(40)	
41	M.CIOCI	38.852	M.CIOCI	1:35.526	S.PUMPELLY (R)	1:54.333	41	33 LEVEL 5 MOTORSPORTS	4:08.891	4:10.063	(43)	
42	R.AGUAS (R)	38.884	S.TUCKER	1:35.805	S.TUCKER	1:54.740	42	70 LARBRE COMPETITION	4:08.912	4:09.456	(42)	
43	S.PUMPELLY (R)	38.914	T.ENGE	1:35.901	J.BELLOC (R)	1:54.779	43	71 AF CORSE	4:09.167	4:09.351	(41)	
44	B.SAID (R)	38.988	R.AGUAS (R)	1:35.987	P.EHRET	1:54.827	44	86 YOUNG DRIVER AMR	4:10.120	4:10.859	(44)	
45	M.RUGOLO (R)	39.081	P.LAFARGUE (R)	1:36.059	J.HIRSCHI	1:55.129	45	62 CRS RACING	4:10.593	4:11.240	(45)	
46	F.GIROIX (R)	39.279	P.EHRET	1:36.248	T.GOMMENDY (R)	1:55.505	46	83 JMB RACING	4:11.220	4:11.476	(47)	
47	J.BELLOC (R)	39.318	B.SAID (R)	1:36.278	A.MULLER	1:55.601	47	65 LOTUS JETALLIANCE	4:11.250	4:11.250	(46)	
48	T.GOMMENDY (R)	39.337	T.GOMMENDY (R)	1:36.378	M.RUGOLO (R)	1:56.563	48	68 ROBERTSON RACING	4:12.081	4:12.971	(48)	
49	J.HIRSCHI	39.355	J.HIRSCHI	1:36.766	B.SAID (R)	1:56.815	49	35 OAK RACING	4:13.402	4:13.951	(50)	
50	R.WILLS (R)	39.518	F.GIROIX (R)	1:37.518	P.LAFARGUE (R)	1:57.632	50	52 AF CORSE	4:13.444	4:13.921	(49)	
51	P.LAFARGUE (R)	39.711	M.RUGOLO (R)	1:37.800	F.GIROIX (R)	1:57.670	51	60 GULF AMR MIDDLE EAST	4:14.467	4:15.020	(51)	
52	L.LICHTNER-HOYER	40.728	L.LICHTNER-HOYER	1:40.107	L.LICHTNER-HOYER	1:59.087	52	64 LOTUS JETALLIANCE	4:19.922	4:20.925	(52)	



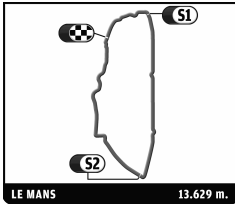
ASA ACO DES 24 HEURES DU MANS

# JOURNEE TEST

## 24 HEURES DU MANS 2011

24 AVRIL 2011

**FFSAI**



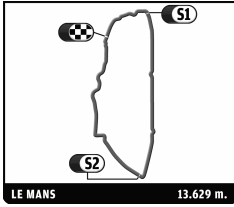
### 24H DU MANS

TEST DAY

Free Practice 1

Best Sector Times

SECTOR 1			SECTOR 2		SECTOR 3			Pos	Team	Ideal Lap	Best Lap	
Pos	Driver	Time	Driver	Time	Driver	Time						
53	009 H.PRIMAT	8:49.887	009 H.PRIMAT	1:41.128	009 H.PRIMAT	2:11.549	53	009 ASTON MARTIN RACING	12:42.564	12:42.674	(53)	



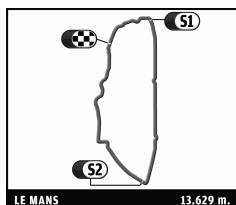
## 24H DU MANS

## TEST DAY

## Free Practice 1

## Best Specific Sectors

Pos	T6			T7			PORSCHE			FORD			T6+ T7		
	Driver	Time	Kph	Driver	Time	Kph	Driver	Time	Kph	Driver	Time	Kph	Driver	Time	Kph
1	2 M. FÄSSLER	3.257	171,1	1 M. ROCKENFELLER	3.775	232,9	2 M. FÄSSLER	16.383	247,8	2 M. FÄSSLER	5.724	162,6	2 B.TRELUYER	7.034	204,2
2	10 L. DUVAL	3.278	170,0	2 M. FÄSSLER	3.777	232,8	1 M. ROCKENFELLER	16.600	244,6	10 L. DUVAL	5.770	161,3	1 T.BERNHARD	7.073	203,1
3	8 A. DAVIDSON	3.289	169,4	3 A. McNISH	3.782	232,4	10 L. DUVAL	16.646	243,9	1 M. ROCKENFELLER	5.794	160,6	3 R.CAPELLO	7.101	202,3
4	1 M. ROCKENFELLER	3.290	169,4	8 A. DAVIDSON	3.806	231,0	3 A. McNISH	16.744	242,5	8 A. DAVIDSON	5.804	160,4	8 S.SARRAZIN	7.111	202,0
5	9 S. BOURDAIS	3.308	168,5	9 S. BOURDAIS	3.812	230,6	8 A. DAVIDSON	17.105	237,4	7 M. GENE	5.912	157,4	9 A.WURZ	7.127	201,5
6	3 A. McNISH	3.317	168,0	7 M. GENE	3.833	229,4	7 M. GENE	17.521	231,7	48 A. PREMAT	5.923	157,1	10 N.LAPIERRE	7.146	201,0
7	13 J. BOULLION	3.346	166,6	10 L. DUVAL	3.854	228,1	9 S. BOURDAIS	17.612	230,5	9 S. BOURDAIS	5.926	157,1	7 N.MINASSIAN	7.219	199,0
8	7 M. GENE	3.364	165,7	12 N. JANI	3.943	223,0	16 J. JOUSSE	17.678	229,7	13 J. BOULLION	5.964	156,1	13 J. BOULLION	7.315	196,4
9	12 N. PROST	3.405	163,7	13 J. BOULLION	3.969	221,5	12 N. PROST	17.693	229,5	26 S. AYARI	6.024	154,5	12 N.PROST	7.357	195,2
10	16 J. JOUSSE	3.431	162,4	16 J. JOUSSE	3.978	221,0	41 K. OJJEH	17.844	227,5	3 A. McNISH	6.042	154,1	16 E.COLLARD	7.429	193,4
11	15 P. RAGUES	3.452	161,4	22 M. MARTIN (R)	3.982	220,8	15 P. RAGUES	18.141	223,8	41 K. OJJEH	6.101	152,6	15 G.MOREAU	7.483	192,0
12	26 S. AYARI	3.479	160,2	15 P. RAGUES	4.026	218,4	13 J. BOULLION	18.233	222,7	12 N. PROST	6.113	152,3	22 M.MARTIN (R)	7.531	190,7
13	48 A. PREMAT	3.481	160,1	24 R. HEIN	4.065	216,3	39 P. KAFFER	18.237	222,6	16 J. JOUSSE	6.132	151,8	48 D.KRAHMER (R)	7.590	189,2
14	41 K. OJJEH	3.495	159,5	26 S. AYARI	4.107	214,1	26 S. AYARI	18.420	220,4	15 P. RAGUES	6.161	151,1	41 T.KIMBER-SMITH (R)	7.603	188,9
15	39 P. KAFFER	3.516	158,5	41 K. OJJEH	4.108	214,0	48 A. PREMAT	18.428	220,3	39 P. KAFFER	6.167	150,9	26 F.MAILLEUX	7.604	188,9
16	22 M. MARTIN (R)	3.549	157,0	48 A. PREMAT	4.109	213,9	46 J. FIRTH (R)	18.539	219,0	89 A. SIMONSEN	6.267	148,5	39 L.PEREZ-COMPANC	7.680	187,0
17	46 J. FIRTH (R)	3.576	155,8	23 G. PICCINI (R)	4.125	213,1	40 M. ROSTAN	18.881	215,0	51 G. BRUNI	6.342	146,8	24 J.YVON	7.681	187,0
18	23 G. PICCINI (R)	3.578	155,8	007 D. TURNER	4.139	212,4	34 J. BARBOSA	19.243	211,0	76 R. NARAC	6.394	145,6	007 C.KLIEN	7.730	185,8
19	40 M. ROSTAN	3.585	155,4	39 P. KAFFER	4.164	211,1	24 R. HEIN	19.271	210,7	46 J. FIRTH (R)	6.402	145,4	46 M.BECHE (R)	7.746	185,4
20	44 F. ROSIER (R)	3.585	155,4	46 J. FIRTH (R)	4.170	210,8	007 D. TURNER	19.406	209,2	50 J. MAGNUSSEN	6.431	144,7	23 G.PICCINI (R)	7.780	184,6
21	007 D. TURNER	3.591	155,2	40 M. ROSTAN	4.187	210,0	93 C. ZUGEL (R)	19.641	206,7	59 F. MAKOWIECKI (R)	6.453	144,2	34 C. BOUCHUT	7.798	184,2
22	34 J. BARBOSA	3.597	154,9	34 J. BARBOSA	4.188	209,9	22 M. MARTIN (R)	19.897	204,0	34 J. BARBOSA	6.466	143,9	40 M.FREY	7.804	184,1
23	24 R. HEIN	3.605	154,6	44 F. ROSIER (R)	4.224	208,1	91 A. CICOGNANI	20.002	203,0	55 J. MULLER	6.472	143,8	44 P.HAEZEBROUCK (R)	7.835	183,3
24	55 J. MULLER	3.647	152,8	36 M. NEWTON	4.235	207,6	44 F. ROSIER (R)	20.497	198,1	61 M. CIOCI	6.530	142,5	36 T.ERDOS	7.905	181,7
25	59 F. MAKOWIECKI (R)	3.653	152,6	91 A. CICOGNANI	4.270	205,9	36 M. NEWTON	20.507	198,0	24 R. HEIN	6.530	142,5	91 N.MARROC (R)	7.935	181,0
26	91 A. CICOGNANI	3.665	152,1	35 P. LAFARGUE (R)	4.283	205,3	23 G. PICCINI (R)	20.559	197,5	93 C. ZUGEL (R)	6.551	142,1	99 D.LOMBARD (R)	8.017	179,2
27	36 M. NEWTON	3.670	151,8	93 C. ZUGEL (R)	4.304	204,3	51 G. BRUNI	20.689	196,2	007 D. TURNER	6.552	142,1	93 E.JULIAN (R)	8.034	178,8
28	99 P. MONDOLOT (R)	3.674	151,7	99 P. MONDOLOT (R)	4.343	202,4	50 J. MAGNUSSEN	20.758	195,6	22 M. MARTIN (R)	6.578	141,5	59 J.MELO	8.056	178,3
29	89 A. SIMONSEN	3.678	151,5	59 F. MAKOWIECKI (R)	4.403	199,7	89 A. SIMONSEN	20.880	194,4	56 A. PRIAULX	6.594	141,2	55 A.FARFUS	8.072	177,9
30	76 R. NARAC	3.696	150,8	33 S. TUCKER	4.404	199,6	99 J. HARTSHORNE (R)	20.916	194,1	65 J. MOWLEM	6.671	139,5	89 A.SIMONSEN	8.106	177,2
31	56 A. PRIAULX	3.703	150,5	79 S. HANCOCK	4.411	199,3	77 M. LIEB	21.086	192,5	44 F. ROSIER (R)	6.672	139,5	76 R.NARAC	8.144	176,4
32	93 C. ZUGEL (R)	3.709	150,3	58 J. DELETRAZ (R)	4.416	199,1	55 J. MULLER	21.113	192,3	40 M. ROSTAN	6.673	139,5	56 A.PRIAULX	8.155	176,1
33	51 G. BRUNI	3.729	149,4	69 C. BRAUN (R)	4.418	199,0	56 A. PRIAULX	21.316	190,5	36 M. NEWTON	6.727	138,4	58 A.BELOISE (R)	8.169	175,8
34	58 J. DELETRAZ (R)	3.751	148,6	89 A. SIMONSEN	4.419	198,9	76 R. NARAC	21.430	189,5	70 C. BOURRET (R)	6.791	137,1	51 G.FISICHELLA	8.182	175,6
35	50 J. MAGNUSSEN	3.757	148,3	55 J. MULLER	4.420	198,9	79 S. HANCOCK	21.433	189,4	62 P. EHRET	6.794	137,0	69 D.MURRY (R)	8.186	175,5
36	69 C. BRAUN (R)	3.768	147,9	70 C. BOURRET (R)	4.430	198,4	59 F. MAKOWIECKI (R)	21.439	189,4	58 J. DELETRAZ (R)	6.805	136,8	33 S.TUCKER	8.213	174,9
37	86 A. MULLER	3.777	147,5	88 S. PUMPELLY (R)	4.432	198,4	65 J. MOWLEM	21.466	189,1	23 G. PICCINI (R)	6.812	136,6	88 B.MILLER	8.213	174,9
38	88 S. PUMPELLY (R)	3.781	147,4	51 G. BRUNI	4.440	198,0	69 C. BRAUN (R)	21.619	187,8	79 S. HANCOCK	6.814	136,6	50 T.MILLNER	8.216	174,8
39	79 S. HANCOCK	3.782	147,4	76 R. NARAC	4.442	197,9	61 M. CIOCI	21.709	187,0	88 S. PUMPELLY (R)	6.851	135,9	79 S.HANCOCK	8.218	174,8
40	62 P. EHRET	3.798	146,7	86 A. MULLER	4.445	197,8	86 A. MULLER	21.777	186,4	77 M. LIEB	6.894	135,0	86 T.ENGE	8.222	174,7
41	33 S. TUCKER	3.809	146,3	52 M. RUGOLO (R)	4.447	197,7	71 M. WALTRIP (R)	21.953	184,9	91 A. CICOGNANI	6.900	134,9	70 J.BELLOC (R)	8.245	174,2
42	70 C. BOURRET (R)	3.815	146,1	50 J. MAGNUSSEN	4.448	197,6	58 J. DELETRAZ (R)	22.055	184,1	86 A. MULLER	6.912	134,7	52 M.RUGOLO (R)	8.279	173,5
43	61 M. CIOCI	3.819	145,9	56 A. PRIAULX	4.452	197,5	88 S. PUMPELLY (R)	22.215	182,8	69 C. BRAUN (R)	6.949	133,9	77 M.LIEB	8.289	173,3
44	77 M. LIEB	3.830	145,5	77 M. LIEB	4.459	197,2	62 P. EHRET	22.302	182,0	64 M. RICH (R)	7.025	132,5	35 P.LAFARGUE (R)	8.298	173,1
45	52 M. RUGOLO (R)	3.832	145,4	60 R. GOETHE (R)	4.471	196,6	33 S. TUCKER	22.512	180,3	71 M. WALTRIP (R)	7.038	132,3	60 F.GIROIX (R)	8.348	172,1
46	83 T. GOMMENDY (R)	3.853	144,6	83 T. GOMMENDY (R)	4.484	196,1	009 H. PRIMAT	22.641	179,3	60 R. GOETHE (R)	7.047	132,1	83 T.GOMMENDY (R)	8.354	171,9
47	60 R. GOETHE (R)	3.875	143,8	68 A. ROBERTSON (R)	4.503	195,2	83 T. GOMMENDY (R)	22.678	179,0	52 M. RUGOLO (R)	7.052	132,0	62 A.KIRKALDY	8.387	171,3
48	68 A. ROBERTSON (R)	3.913	142,4	62 P. EHRET	4.504	195,2	68 A. ROBERTSON (R)	22.791	178,1	83 T. GOMMENDY (R)	7.130	130,5	68 B.SAID (R)	8.416	170,7
49	65 J. MOWLEM	3.923	142,1	71 M. WALTRIP (R)	4.512	194,8	52 M. RUGOLO (R)	23.053	176,1	33 S. TUCKER	7.191	129,4	61 M.CIOCI	8.426	170,5
50	71 M. WALTRIP (R)	3.923	142,1	61 M. CIOCI	4.548	193,3	70 C. BOURRET (R)	23.128	175,5	68 A. ROBERTSON (R)	7.197	129,3	71 R.AGUAS (R)	8.435	170,3
51	64 M. RICH (R)	3.972	140,3	65 J. MOWLEM	4.658	188,7	60 R. GOETHE (R)	23.258	174,6	99 P. MONDOLOT (R)	7.455	124,9	65 J.ROSSITER (R)	8.581	167,4
52	35 P. LAFARGUE (R)	4.015	138,8	64 M. RICH (R)	4.679	187,9	64 M. RICH (R)	23.304	174,2	35 P. LAFARGUE (R)	7.893	117,9	64 L.LICHTNER-HOYER	8.651	166,0
53							35 P. LAFARGUE (R)	24.380	166,5						

24H DU MANS  
TEST DAY

Free Practice 1

Best Top Speeds

Team	Car	Class	Top Speed Driver	Top 1		Top 2		Top 3		Top 4		Top 5		Avg
				Kph	Lap	Kph	Lap	Kph	Lap	Kph	Lap	Kph	Lap	
7 PEUGEOT SPORT TOTAL	PEUGEOT 908	LM P1	M. GENE	338.6	58	338.0	38	337.4	59	337.4	46	336.8	35	337,6
9 TEAM PEUGEOT TOTAL	PEUGEOT 908	LM P1	A. WURZ	338.6	26	337.4	28	337.4	25	336.1	29	334.3	22	336,8
1 AUDI SPORT TEAM JOEST	AUDI R18 TDI	LM P1	R. DUMAS	336.8	40	334.3	23	333.7	27	333.7	29	333.1	38	334,3
2 AUDI SPORT TEAM JOEST	AUDI R18 TDI	LM P1	B. TRELUYER	336.1	29	335.5	35	334.9	23	334.3	27	334.3	22	335,0
8 PEUGEOT SPORT TOTAL	PEUGEOT 908	LM P1	A. DAVIDSON	336.1	42	336.1	30	335.5	31	335.5	26	334.9	41	335,6
3 AUDI SPORT NORTH AMERICA	AUDI R18 TDI	LM P1	R. CAPELLO	334.9	33	334.9	38	334.9	41	334.3	45	334.3	42	334,7
15 OAK RACING	OAK PESCAROLO - JUDD	LM P1	P. RAGUES	325.9	35	325.3	16	323.6	17	323.0	15	321.9	12	323,9
16 PESCAROLO TEAM	PESCAROLO JUDD	LM P1	C. TINSEAU	325.3	25	324.8	20	324.2	21	323.6	24	323.6	19	324,3
24 OAK RACING	OAK PESCAROLO - JUDD	LM P1	J. YVON	323.6	13	323.6	18	323.6	20	323.0	11	322.5	25	323,3
10 TEAM ORECA MATMUT	PEUGEOT 908 HDI-FAP	LM P1	L. DUVAL	323.6	40	323.0	27	323.0	25	323.0	37	322.5	36	323,0
12 REBELLION RACING	LOLA B 110/60 COUPE-TOYOTA	LM P1	J. BLEEKEMOLEN	318.5	12	318.0	15	316.9	17	316.3	27	316.3	13	317,2
22 KRONOS RACING	LOLA ASTON MARTIN	LM P1	M. MARTIN (R)	316.9	4	316.3	5	311.5	3	256.3	2	127.5	1	265,7
13 REBELLION RACING	LOLA B 110/60 COUPE-TOYOTA	LM P1	J. BOULLION	315.8	19	313.6	10	313.1	8	313.1	15	312.5	17	313,6
23 MIK CORSE	ZYTEK 09H HYBRID	LM P1	G. PICCINI (R)	306.8	5	300.7	4	261.5	3	222.9	2	184.9	1	255,4
41 GREAVES MOTORSPORT	ZYTEK NISSAN	LM P2	T. KUMBER-SMITH (R)	305.7	17	299.7	16	299.7	20	299.2	23	298.2	24	300,5
48 TEAM ORECA MATMUT	ORECA 03-NISSAN	LM P2	A. PREMAT	305.7	37	304.2	36	303.7	35	303.2	31	302.7	32	303,9
36 RML	HONDA PERFORMANCE DEVELOPMENT ARX 01 D	LM P2	M. NEWTON	304.2	30	303.7	31	303.2	29	301.7	27	301.2	28	302,8
26 SIGNATECH NISSAN	ORECA 03-NISSAN	LM P2	S. AYARI	303.7	36	303.7	39	303.2	37	303.2	31	302.7	41	303,3
34 LEVEL 5 MOTORSPORTS	...	LM P2	C. BOUCHUT	302.2	15	301.7	16	300.2	18	300.2	14	299.7	17	300,8
39 PECOM RACING	LOLA B1 1/40-JUDD BMW	LM P2	P. KAFFER	302.2	22	302.2	23	301.2	27	301.2	24	300.7	16	301,5
35 OAK RACING	OAK PESCAROLO - JUDD BMW	LM P2	P. LAFARGUE	302.2	8	300.2	9	299.2	4	296.3	7	275.7	5	294,7
007 ASTON MARTIN RACING	ASTON MARTIN AMR-ONE	LM P1	C. KLIENT	301.2	7	300.7	12	300.2	6	299.2	5	298.7	4	300,0
77 TEAM FELBERMAYR-PROTON	PORSCHE 911 RSR (997)	LM GTE Pro	M. LIEB	295.3	38	294.4	21	293.4	23	293.4	34	292.5	31	293,8
40 RACE PERFORMANCE	ORECA 03-JUDD BMW	LM P2	M. ROSTAN	292.5	33	291.1	34	289.3	31	289.3	20	288.3	32	290,1
50 LARBRE COMPETITION	CHEVROLET CORVETTE C6 - ZR1	LM GTE Am	J. MAGNUSSEN	292.0	36	290.6	27	288.8	20	288.3	25	287.9	8	289,5
46 TDS RACING	ORECA 03-NISSAN	LM P2	J. FIRTH (R)	291.6	21	291.6	36	291.1	27	291.1	29	290.6	20	291,2
70 LARBRE COMPETITION	PORSCHE 911 RSR (997)	LM GTE Am	J. BELLOC (R)	291.1	13	288.3	10	283.0	34	282.1	11	279.9	42	284,9
56 BMW MOTORSPORT	BMW M3 GT	LM GTE Pro	D. MULLER	290.6	26	287.4	25	287.0	41	287.0	40	287.0	38	287,8
44 EXTREME LIMITE AM PARIS	NORMA M200P - JUDD BMW	LM P2	F. ROSIER (R)	290.6	38	288.8	37	287.9	36	286.5	34	284.3	33	287,6
88 TEAM FELBERMAYR-PROTON	PORSCHE 911 RSR (997)	LM GTE Pro	S. PUMPELLY	290.2	29	289.7	23	289.7	32	289.3	22	289.3	43	289,6
89 HANKOOK - TEAM FARNBACHER	FERRARI 458 ITALIA	LM GTE Pro	A. SIMONSEN	290.2	17	289.7	19	288.8	18	288.8	21	288.3	24	289,2
51 AF CORSE	FERRARI 458 ITALIA	LM GTE Pro	G. FISICHELLA	289.3	17	288.3	15	288.3	28	288.3	12	287.9	19	288,4
76 IMSA PERFORMANCE MATMUT	PORSCHE 911 RSR (997)	LM GTE Pro	P. PILET	289.3	22	287.9	21	287.9	30	287.9	12	286.5	33	287,9
69 ROBERTSON RACING	FORD GT-DORAN	LM GTE Pro	A. LAZZARO (R)	289.3	19	288.3	22	287.9	10	287.9	34	287.9	21	288,3
55 BMW MOTORSPORT	BMW M3 GT	LM GTE Pro	J. MULLER	288.8	32	288.8	4	288.3	33	287.9	26	287.9	29	288,3
59 LUXURY RACING	FERRARI 458 ITALIA	LM GTE Pro	F. MAKOWIECKI (R)	288.3	13	287.4	5	287.0	8	287.0	6	286.5	11	287,2
58 LUXURY RACING	FERRARI 458 ITALIA	LM GTE Pro	A. BELTOISE (R)	287.4	3	287.4	23	287.0	28	287.0	20	286.5	4	287,1
62 CRS RACING	FERRARI F430	LM GTE Am	P. EHRET	287.0	48	285.6	37	284.3	36	283.4	29	282.5	15	284,6
93 GENOA RACING	ORECA	FLM	J. PETERSEN (R)	287.0	24	286.5	28	286.5	25	283.9	30	283.9	23	285,6
83 JMB RACING	FERRARI F430	LM GTE Am	M. RODRIGUES	287.0	29	286.1	28	285.6	30	285.2	24	285.2	31	285,8
79 JOTA	ASTON MARTIN VANTAGE	LM GTE Pro	S. HANCOCK	286.5	34	285.6	31	285.2	33	284.7	32	276.5	18	283,7
61 AF CORSE	FERRARI F430	LM GTE Am	M. CIOCI	286.5	33	285.2	35	284.7	20	284.3	27	284.3	25	284,8
68 ROBERTSON RACING	FORD GT-DORAN	LM GTE Am	B. SAID (R)	285.2	13	285.2	11	284.7	14	279.5	8	276.1	4	282,1
91 HOPE RACING	ORECA	FLM	Z. Shan Qi (R)	283.4	24	283.4	25	283.4	19	282.5	18	282.5	29	283,0
99 JMB RACING	ORECA	FLM	O. LOMBARD	283.0	19	282.5	20	282.1	18	281.2	6	281.2	5	282,0
33 LEVEL 5 MOTORSPORTS	...	LM P2	S. TUCKER	282.5	9	282.5	7	282.1	6	281.7	13	281.7	11	282,1
71 AF CORSE	FERRARI F430	LM GTE Pro	R. AGUAS (R)	281.7	11	280.4	22	280.4	7	280.4	10	279.5	23	280,5
65 LOTUS JETALLIANCE	LOTUS EVORA	LM GTE Pro	J. HIRSCHI	281.2	16	281.2	29	280.8	12	279.9	21	279.9	17	280,6
64 LOTUS JETALLIANCE	LOTUS EVORA	LM GTE Pro	M. RICH (R)	276.5	11	275.7	4	275.3	3	272.4	8	270.4	10	274,1
86 YOUNG DRIVER AMR	ASTON MARTIN VANTAGE	LM GTE Pro	T. ENGE	276.5	6	274.9	4	274.1	5	272.8	12	272.4	13	274,1
60 GULF AMR MIDDLE EAST	ASTON MARTIN VANTAGE	LM GTE Am	R. GOETHE (R)	272.4	21	272.0	14	271.6	9	271.6	13	271.6	7	271,8



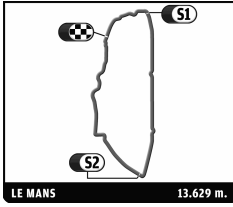


ASA ACO DES 24 HEURES DU MANS

# JOURNEE TEST

## 24 HEURES DU MANS 2011

24 AVRIL 2011



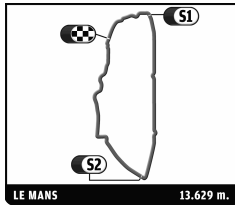
### 24H DU MANS

TEST DAY

Free Practice 1

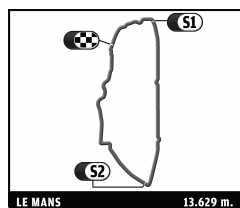
Best Top Speeds

Team	Car	Class	Top Speed Driver	Top 1		Top 2		Top 3		Top 4		Top 5		Avg
				Kph	Lap	Kph	Lap	Kph	Lap	Kph	Lap	Kph	Lap	
009 ASTON MARTIN RACING	ASTON MARTIN AMR-ONE	LM P1	H. PRIMAT	269.6	2	238.0	1							253,8
52 AF CORSE	FERRARI F430	LM GTE Am	M. RUGOLO	260.0	2	259.6	3	256.7	7	255.6	4	253.9	11	257,2
5 HOPE RACING	ORECA SWISS HY TECH-HYBRID	LM P1												

**24H DU MANS**  
TEST DAY  
After Free Practice 1

Event maximum speed

Team	Car	Class	Driver	Top Speed	Lap	Session
7 PEUGEOT SPORT TOTAL	PEUGEOT 908	LM P1	Marc GENE	338.6	58	Free Practice 1
9 TEAM PEUGEOT TOTAL	PEUGEOT 908	LM P1	Alex WURZ	338.6	26	Free Practice 1
1 AUDI SPORT TEAM JOEST	AUDI R18 TDI	LM P1	Romain DUMAS	336.8	40	Free Practice 1
2 AUDI SPORT TEAM JOEST	AUDI R18 TDI	LM P1	Benoit TRELUYER	336.1	29	Free Practice 1
8 PEUGEOT SPORT TOTAL	PEUGEOT 908	LM P1	Anthony DAVIDSON	336.1	30	Free Practice 1
3 AUDI SPORT NORTH AMERICA	AUDI R18 TDI	LM P1	Rinaldo CAPELLO	334.9	33	Free Practice 1
15 OAK RACING	OAK PESCAROLO - JUDD	LM P1	Pierre RAGUES	325.9	35	Free Practice 1
16 PESCAROLO TEAM	PESCAROLO JUDD	LM P1	Christophe TINSEAU	325.3	25	Free Practice 1
10 TEAM ORECA MATMUT	PEUGEOT 908 HDI-FAP	LM P1	Loic DUVAL	323.6	40	Free Practice 1
24 OAK RACING	OAK PESCAROLO - JUDD	LM P1	Jean-François YVON	323.6	13	Free Practice 1
12 REBELLION RACING	LOLA B 10/60 COUPE-TOYOTA	LM P1	Jeroen BLEEKEMOLEN	318.5	12	Free Practice 1
22 KRONOS RACING	LOLA ASTON MARTIN	LM P1	Maxime MARTIN (R)	316.9	4	Free Practice 1
13 REBELLION RACING	LOLA B 10/60 COUPE-TOYOTA	LM P1	J.Christophe BOULLION	315.8	19	Free Practice 1
23 MIK CORSE	ZYTEK 09H HYBRID	LM P1	Giacomo PICCINI (R)	306.8	5	Free Practice 1
41 GREAVES MOTORSPORT	ZYTEK NISSAN	LM P2	Tom KIMBER-SMITH (R)	305.7	17	Free Practice 1
48 TEAM ORECA MATMUT	ORECA 03-NISSAN	LM P2	Alex PREMAT	305.7	37	Free Practice 1
36 RML	HONDA PERFORMANCE DEVELOPMENT ARX 01 D	LM P2	Mike NEWTON	304.2	30	Free Practice 1
26 SIGNATECH NISSAN	ORECA 03-NISSAN	LM P2	Soheil AYARI	303.7	36	Free Practice 1
34 LEVEL 5 MOTORSPORTS	LOLA COUPE-HONDA PERFORMANCE DEVELOPMENT	LM P2	Christophe BOUCHUT	302.2	15	Free Practice 1
35 OAK RACING	OAK PESCAROLO - JUDD BMW	LM P2	Patrice LAFARGUE (R)	302.2	8	Free Practice 1
39 PECOM RACING	LOLA B11/40-JUDD BMW	LM P2	Pierre KAFFER	302.2	22	Free Practice 1
007 ASTON MARTIN RACING	ASTON MARTIN AMR-ONE	LM P1	Christian KLIEN	301.2	7	Free Practice 1
77 TEAM FELBERMAYR-PROTON	PORSCHE 911 RSR (997)	LM GTE Pro	Marc LIEB	295.3	38	Free Practice 1
40 RACE PERFORMANCE	ORECA 03-JUDD BMW	LM P2	Marc ROSTAN	292.5	33	Free Practice 1
50 LARBRE COMPETITION	CHEVROLET CORVETTE C6 - ZR1	LM GTE Am	Jan MAGNUSSEN	292.0	36	Free Practice 1
46 TDS RACING	ORECA 03-NISSAN	LM P2	Jody FIRTH (R)	291.6	21	Free Practice 1
70 LARBRE COMPETITION	PORSCHE 911 RSR (997)	LM GTE Am	Jean-Philippe BELLOC (R)	291.1	13	Free Practice 1
44 EXTREME LIMITE AM PARIS	NORMA M200P - JUDD BMW	LM P2	Fabien ROSIER (R)	290.6	38	Free Practice 1
56 BMW MOTORSPORT	BMW M3 GT	LM GTE Pro	Dirk MULLER	290.6	26	Free Practice 1
88 TEAM FELBERMAYR-PROTON	PORSCHE 911 RSR (997)	LM GTE Pro	Spencer PUMPELLY (R)	290.2	29	Free Practice 1
89 HANKOOK - TEAM FARNBACHER	FERRARI 458 ITALIA	LM GTE Pro	Allan SIMONSEN	290.2	17	Free Practice 1
51 AF CORSE	FERRARI 458 ITALIA	LM GTE Pro	Giancarlo FISICHELLA	289.3	17	Free Practice 1
69 ROBERTSON RACING	FORD GT-DORAN	LM GTE Pro	Anthony LAZZARO (R)	289.3	19	Free Practice 1
76 IMSA PERFORMANCE MATMUT	PORSCHE 911 RSR (997)	LM GTE Pro	Patrick PILET	289.3	22	Free Practice 1
55 BMW MOTORSPORT	BMW M3 GT	LM GTE Pro	Augusto FARFUS	288.8	4	Free Practice 1
59 LUXURY RACING	FERRARI 458 ITALIA	LM GTE Pro	Frédéric MAKOWIECKI (R)	288.3	13	Free Practice 1
58 LUXURY RACING	FERRARI 458 ITALIA	LM GTE Pro	Anthony BELTOISE (R)	287.4	3	Free Practice 1
93 GENOA RACING	ORECA	FLM	Jens PETERSEN (R)	287.0	24	Free Practice 1
62 CRS RACING	FERRARI F430	LM GTE Am	Pierre EHRET	287.0	48	Free Practice 1
83 JMB RACING	FERRARI F430	LM GTE Am	Manuel RODRIGUES	287.0	29	Free Practice 1
79 JOTA	ASTON MARTIN VANTAGE	LM GTE Pro	Sam HANCOCK	286.5	34	Free Practice 1
61 AF CORSE	FERRARI F430	LM GTE Am	Marco CIOCI	285.6	33	Free Practice 1
68 ROBERTSON RACING	FORD GT-DORAN	LM GTE Am	Boris SAID (R)	285.2	11	Free Practice 1
91 HOPE RACING	ORECA	FLM	Luca MORO (R)	283.4	19	Free Practice 1
99 JMB RACING	ORECA	FLM	Olivier LOMBARD (R)	283.0	19	Free Practice 1
33 LEVEL 5 MOTORSPORTS	LOLA COUPE-HONDA PERFORMANCE DEVELOPMENT	LM P2	Scott TUCKER	282.5	7	Free Practice 1
71 AF CORSE	FERRARI F430	LM GTE Pro	Rui AGUAS (R)	281.7	11	Free Practice 1
65 LOTUS JETALLIANCE	LOTUS EVORA	LM GTE Pro	Jonathan HIRSCHI	281.2	16	Free Practice 1
64 LOTUS JETALLIANCE	LOTUS EVORA	LM GTE Pro	Martin RICH (R)	276.5	11	Free Practice 1
86 YOUNG DRIVER AMR	ASTON MARTIN VANTAGE	LM GTE Pro	Tomas ENGE	276.5	6	Free Practice 1
60 GULF AMR MIDDLE EAST	ASTON MARTIN VANTAGE	LM GTE Am	Roald GOETHE (R)	272.4	21	Free Practice 1
009 ASTON MARTIN RACING	ASTON MARTIN AMR-ONE	LM P1	Harold PRIMAT	269.6	2	Free Practice 1
52 AF CORSE	FERRARI F430	LM GTE Am	Michele RUGOLO (R)	260.0	2	Free Practice 1
5 HOPE RACING	ORECA SWISS HY TECH-HYBRID	LM P1				



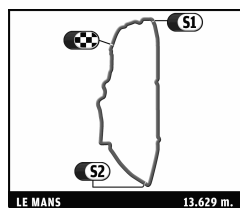
## 24H DU MANS

## TEST DAY

## Free Practice 1

## Provisional Classification by Driver Fastest Lap

Nr	Team	Car	Class	Driver	Time	Lap	Total	Gap	Kph		
1	1	AUDI SPORT TEAM JOEST	AUDI R18 TDI	LM P1	Romain DUMAS	3:27.900	15	16		236.0	
2	2	AUDI SPORT TEAM JOEST	AUDI R18 TDI	LM P1	Benoit TRELUYER	3:28.503	15	19	0.603	0.603	235.3
3	1	AUDI SPORT TEAM JOEST	AUDI R18 TDI	LM P1	Mike ROCKENFELLER	3:30.253	13	14	2.353	1.750	233.4
4	2	AUDI SPORT TEAM JOEST	AUDI R18 TDI	LM P1	Marcel FÄSSLER	3:30.363	13	14	2.463	0.110	233.2
5	3	AUDI SPORT NORTH AMERICA	AUDI R18 TDI	LM P1	Allan McNISH	3:30.382	3	12	2.482	0.019	233.2
6	3	AUDI SPORT NORTH AMERICA	AUDI R18 TDI	LM P1	Tom KRISTENSEN	3:30.501	10	11	2.601	0.119	233.1
7	8	PEUGEOT SPORT TOTAL	PEUGEOT 908	LM P1	Anthony DAVIDSON	3:30.516	21	21	2.616	0.015	233.1
8	1	AUDI SPORT TEAM JOEST	AUDI R18 TDI	LM P1	Timo BERNHARD	3:30.609	14	20	2.709	0.093	233.0
9	2	AUDI SPORT TEAM JOEST	AUDI R18 TDI	LM P1	André LOTTERER	3:30.921	4	5	3.021	0.312	232.6
10	3	AUDI SPORT NORTH AMERICA	AUDI R18 TDI	LM P1	Rinaldo CAPELLO	3:30.944	15	17	3.044	0.023	232.6
11	7	PEUGEOT SPORT TOTAL	PEUGEOT 908	LM P1	Marc GENE	3:32.549	29	30	4.649	1.605	230.8
12	9	TEAM PEUGEOT TOTAL	PEUGEOT 908	LM P1	Alex WURZ	3:32.578	29	30	4.678	0.029	230.8
13	7	PEUGEOT SPORT TOTAL	PEUGEOT 908	LM P1	Nicolas MINASSIAN	3:33.820	15	29	5.920	1.242	229.5
14	10	TEAM ORECA MATMUT	PEUGEOT 908 HDI-FAP	LM P1	Loic DUVAL	3:34.317	6	19	6.417	0.497	228.9
15	10	TEAM ORECA MATMUT	PEUGEOT 908 HDI-FAP	LM P1	Nicolas LAPIERRE	3:34.863	25	27	6.963	0.546	228.4
16	8	PEUGEOT SPORT TOTAL	PEUGEOT 908	LM P1	Stephane SARRAZIN	3:36.229	19	22	8.329	1.366	226.9
17	3	AUDI SPORT NORTH AMERICA	AUDI R18 TDI	LM P1	Marco BONANOMI (R)	3:37.443	4	5	9.543	1.214	225.6
18	16	PESCAROLO TEAM	PESCAROLO JUDD	LM P1	Christophe TINSEAU	3:37.640	10	14	9.740	0.197	225.4
19	12	REBELLION RACING	LOLA B 10/60 COUPE-TOYOTA	LM P1	Neel JANI	3:38.537	9	12	10.637	0.897	224.5
20	13	REBELLION RACING	LOLA B 10/60 COUPE-TOYOTA	LM P1	J.Christophe BOULLION	3:40.264	19	19	12.364	1.727	222.8
21	16	PESCAROLO TEAM	PESCAROLO JUDD	LM P1	Julien JOUSSE	3:40.408	11	12	12.508	0.144	222.6
22	15	OAK RACING	OAK PESCAROLO - JUDD	LM P1	Guillaume MOREAU	3:41.520	16	22	13.620	1.112	221.5
23	12	REBELLION RACING	LOLA B 10/60 COUPE-TOYOTA	LM P1	Jeroen BLEEKEMOLEN	3:41.716	13	15	13.816	0.196	221.3
24	16	PESCAROLO TEAM	PESCAROLO JUDD	LM P1	Emmanuel COLLARD	3:42.026	9	17	14.126	0.310	221.0
25	15	OAK RACING	OAK PESCAROLO - JUDD	LM P1	Pierre RAGUES	3:42.818	16	17	14.918	0.792	220.2
26	41	GREAVES MOTORSPORT	ZYTEK NISSAN	LM P2	Tom KIMBER-SMITH (R)	3:43.601	17	18	15.701	0.783	219.4
27	26	SIGNATECH NISSAN	ORECA 03-NISSAN	LM P2	Lucas ORDOÑEZ (R)	3:44.424	19	20	16.524	0.823	218.6
28	22	KRONOS RACING	LOLA ASTON MARTIN	LM P1	Maxime MARTIN (R)	3:45.555	4	4	17.655	1.131	217.5
29	48	TEAM ORECA MATMUT	ORECA 03-NISSAN	LM P2	Alex PREMAT	3:45.909	12	21	18.009	0.354	217.2
30	39	PECOM RACING	LOLA B11/40-JUDD BMW	LM P2	Pierre KAFFER	3:46.097	20	21	18.197	0.188	217.0
31	26	SIGNATECH NISSAN	ORECA 03-NISSAN	LM P2	Soheil AYARI	3:47.266	7	8	19.366	1.169	215.9
32	48	TEAM ORECA MATMUT	ORECA 03-NISSAN	LM P2	Dominik KRAIHAMER (R)	3:47.487	10	16	19.587	0.221	215.7
33	26	SIGNATECH NISSAN	ORECA 03-NISSAN	LM P2	Franck MAILLEUX	3:47.774	12	13	19.874	0.287	215.4
34	24	OAK RACING	OAK PESCAROLO - JUDD	LM P1	Jacques NICOLET	3:47.892	5	11	19.992	0.118	215.3
35	24	OAK RACING	OAK PESCAROLO - JUDD	LM P1	Jean-François YVON	3:48.260	13	14	20.360	0.368	214.9
36	41	GREAVES MOTORSPORT	ZYTEK NISSAN	LM P2	Karim OJJEH	3:49.370	6	6	21.470	1.110	213.9
37	46	TDS RACING	ORECA 03-NISSAN	LM P2	Jody FIRTH (R)	3:49.723	20	21	21.823	0.353	213.6
38	34	LEVEL 5 MOTORSPORTS	ORECA 03-NISSAN	LM P2	Christophe BOUCHUT	3:50.805	17	18	22.905	1.082	212.6
39	23	MIK CORSE	ZYTEK 09H HYBRID	LM P1	Giacomo PICCINI (R)	3:51.527	4	4	23.627	0.722	211.9
40	007	ASTON MARTIN RACING	ASTON MARTIN AMR-ONE	LM P1	Darren TURNER	3:51.568	3	6	23.668	0.041	211.9
41	46	TDS RACING	ORECA 03-NISSAN	LM P2	Pierre THIRIET (R)	3:52.544	8	10	24.644	0.976	211.0
42	40	RACE PERFORMANCE	ORECA 03-JUDD BMW	LM P2	Ralph MEICHTRY	3:53.045	11	18	25.145	0.501	210.5
43	34	LEVEL 5 MOTORSPORTS	ORECA 03-NISSAN	LM P2	Joao BARBOSA	3:53.400	13	13	25.500	0.355	210.2
44	39	PECOM RACING	LOLA B11/40-JUDD BMW	LM P2	Matias RUSSO	3:53.865	7	9	25.965	0.465	209.8
45	24	OAK RACING	OAK PESCAROLO - JUDD	LM P1	Richard HEIN	3:55.255	2	3	27.355	1.390	208.6
46	46	TDS RACING	ORECA 03-NISSAN	LM P2	Mathias BECHE (R)	3:55.532	10	12	27.632	0.277	208.3
47	007	ASTON MARTIN RACING	ASTON MARTIN AMR-ONE	LM P1	Christian KLIEN	3:56.411	6	7	28.511	0.879	207.5
48	36	RML	HONDA PERFORMANCE DEVELOPMENT ARI 01 D	LM P2	Ben COLLINS (R)	3:56.647	14	15	28.747	0.236	207.3
49	93	GENOA RACING	ORECA	FLM	Nicolas DE CREM (R)	3:57.233	9	11	29.333	0.586	206.8
50	91	HOPE RACING	ORECA	FLM	Nicolas MARROC (R)	3:58.369	9	10	30.469	1.136	205.8
51	40	RACE PERFORMANCE	ORECA 03-JUDD BMW	LM P2	Michel FROY	3:58.432	9	11	30.532	0.063	205.8
52	40	RACE PERFORMANCE	ORECA 03-JUDD BMW	LM P2	Marc ROSTAN	3:59.034	5	5	31.134	0.602	205.3
53	44	EXTREME LIMITE AM PARIS	NORMA M200P - JUDD BMW	LM P2	Fabien ROSIER (R)	4:00.561	7	16	32.661	1.527	204.0
54	36	RML	HONDA PERFORMANCE DEVELOPMENT ARI 01 D	LM P2	Mike NEWTON	4:00.809	7	9	32.909	0.248	203.7
55	89	HANKOOK - TEAM FARNBACHER	FERRARI 458 ITALIA	LM GTE Pro	Allan SIMONSEN	4:01.495	24	31	33.595	0.686	203.2
56	51	AF CORSE	FERRARI 458 ITALIA	LM GTE Pro	Giancarlo FISICHELLA	4:02.477	25	26	34.577	0.982	202.3
57	39	PECOM RACING	LOLA B11/40-JUDD BMW	LM P2	Luis PEREZ-COMPANC	4:02.774	2	3	34.874	0.297	202.1
58	99	JMB RACING	ORECA	FLM	Olivier LOMBARD (R)	4:03.072	14	15	35.172	0.298	201.9
59	51	AF CORSE	FERRARI 458 ITALIA	LM GTE Pro	Gianmaria BRUNI	4:03.778	2	4	35.878	0.706	201.3
60	56	BMW MOTORSPORT	BMW M3 GT	LM GTE Pro	Andy PRIAULX	4:04.045	14	15	36.145	0.267	201.0
61	77	TEAM FELBERMAYR-PROTON	PORSCHE 911 RSR (997)	LM GTE Pro	Marc LIEB	4:04.122	13	32	36.222	0.077	201.0
62	79	JOTA	ASTON MARTIN VANTAGE	LM GTE Pro	Sam HANCOCK	4:04.594	12	13	36.694	0.472	200.6
63	50	LARBRE COMPETITION	CHEVROLET CORVETTE C6 - ZR1	LM GTE Am	Jan MAGNUSSEN	4:04.853	8	20	36.953	0.259	200.4
64	93	GENOA RACING	ORECA	FLM	Jens PETERSEN (R)	4:04.945	10	11	37.045	0.092	200.3
65	59	LUXURY RACING	FERRARI 458 ITALIA	LM GTE Pro	Jaime MELO	4:04.997	7	9	37.097	0.052	200.3
66	55	BMW MOTORSPORT	BMW M3 GT	LM GTE Pro	Jörg MULLER	4:05.314	9	10	37.414	0.317	200.0
67	56	BMW MOTORSPORT	BMW M3 GT	LM GTE Pro	Dirk MULLER	4:05.850	6	10	37.950	0.536	199.6
68	55	BMW MOTORSPORT	BMW M3 GT	LM GTE Pro	Dirk WERNER	4:05.928	10	17	38.028	0.078	199.5



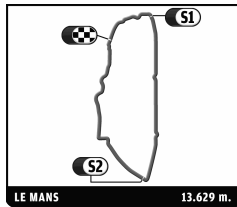
## 24H DU MANS

## TEST DAY

## Free Practice 1

## Provisional Classification by Driver Fastest Lap

Nr	Team	Car	Class	Driver	Time	Lap	Total	Gap	Kph	
69	76 IMSA PERFORMANCE MATMUT	PORSCHE 911 RSR (997)	LM GTE Pro	Patrick PILET	4:06.056	19	20	38.156	0.128	199.4
70	55 BMW MOTORSPORT	BMW M3 GT	LM GTE Pro	Augusto FARFUS	4:06.658	5	6	38.758	0.602	198.9
71	93 GENOA RACING	ORECA	FLM	Elton JULIAN (R)	4:06.746	7	8	38.846	0.088	198.8
72	69 ROBERTSON RACING	FORD GT-DORAN	LM GTE Pro	Anthony LAZZARO (R)	4:06.748	21	24	38.848	0.002	198.8
73	12 REBELLION RACING	LOLA B 10/60 COUPE-TOYOTA	LM P1	Nicolas PROST	4:07.044	3	7	39.144	0.296	198.6
74	91 HOPE RACING	ORECA	FLM	Zhang Shan Qi (R)	4:07.118	9	10	39.218	0.074	198.5
75	58 LUXURY RACING	FERRARI 458 ITALIA	LM GTE Pro	Anthony BELTOISE (R)	4:07.160	9	13	39.260	0.042	198.5
76	50 LARBRE COMPETITION	CHEVROLET CORVETTE C6 - ZR1	LM GTE Am	Oliver GAVIN	4:07.259	4	5	39.359	0.099	198.4
77	61 AF CORSE	FERRARI F430	LM GTE Am	Marco CIOCI	4:07.524	13	13	39.624	0.265	198.2
78	44 EXTREME LIMITE AM PARIS	NORMA M200P - JUDD BMW	LM P2	Phillipe HAEZBEROUCK (R)	4:07.901	8	17	40.001	0.377	197.9
79	36 RML	HONDA PERFORMANCE DEVELOPMENT ASE 01 D	LM P2	Tommy ERDOS	4:08.199	3	7	40.299	0.298	197.7
80	76 IMSA PERFORMANCE MATMUT	PORSCHE 911 RSR (997)	LM GTE Pro	Raymond NARAC	4:08.241	12	13	40.341	0.042	197.6
81	59 LUXURY RACING	FERRARI 458 ITALIA	LM GTE Pro	Frédéric MAKOWIECKI (R)	4:08.462	3	6	40.562	0.221	197.5
82	56 BMW MOTORSPORT	BMW M3 GT	LM GTE Pro	Joey HAND (R)	4:08.712	5	17	40.812	0.250	197.3
83	91 HOPE RACING	ORECA	FLM	Luca MORO (R)	4:08.744	9	10	40.844	0.032	197.2
84	88 TEAM FELBERMAYR-PROTON	PORSCHE 911 RSR (997)	LM GTE Pro	Spencer PUMPELLY (R)	4:08.861	10	13	40.961	0.117	197.2
85	50 LARBRE COMPETITION	CHEVROLET CORVETTE C6 - ZR1	LM GTE Am	Tom MILLNER	4:08.866	9	11	40.966	0.005	197.2
86	88 TEAM FELBERMAYR-PROTON	PORSCHE 911 RSR (997)	LM GTE Pro	Nick TANDY (R)	4:08.885	11	12	40.985	0.019	197.1
87	71 AF CORSE	FERRARI F430	LM GTE Pro	Rui AGUAS (R)	4:09.351	10	12	41.451	0.466	196.8
88	69 ROBERTSON RACING	FORD GT-DORAN	LM GTE Pro	Collin BROWN (R)	4:09.396	9	12	41.496	0.045	196.7
89	70 LARBRE COMPETITION	PORSCHE 911 RSR (997)	LM GTE Am	Jean-Philippe BELLOC (R)	4:09.456	4	7	41.556	0.060	196.7
90	33 LEVEL 5 MOTORSPORTS		LM P2	Scott TUCKER	4:10.063	15	17	42.163	0.607	196.2
91	88 TEAM FELBERMAYR-PROTON	PORSCHE 911 RSR (997)	LM GTE Pro	Bryce MILLER	4:10.109	9	10	42.209	0.046	196.2
92	86 YOUNG DRIVER AMR	ASTON MARTIN VANTAGE	LM GTE Pro	Alex MULLER	4:10.859	6	7	42.959	0.750	195.6
93	79 JOTA	ASTON MARTIN VANTAGE	LM GTE Pro	Chris BUNCOMBE (R)	4:11.182	9	10	43.282	0.323	195.3
94	62 CRS RACING	FERRARI F430	LM GTE Am	Pierre EHRET	4:11.240	14	14	43.340	0.058	195.3
95	65 LOTUS JETALLIANCE	LOTUS EVORA	LM GTE Pro	Jonathan HIRSCHI	4:11.250	11	12	43.350	0.010	195.3
96	83 JMB RACING	FERRARI F430	LM GTE Am	Tristan GOMMENDY (R)	4:11.476	9	16	43.576	0.226	195.1
97	86 YOUNG DRIVER AMR	ASTON MARTIN VANTAGE	LM GTE Pro	Tomas ENGE	4:12.567	4	6	44.667	1.091	194.3
98	62 CRS RACING	FERRARI F430	LM GTE Am	Roger WILLS (R)	4:12.711	13	15	44.811	0.144	194.2
99	65 LOTUS JETALLIANCE	LOTUS EVORA	LM GTE Pro	Johnny MOWLEM	4:12.846	9	9	44.946	0.135	194.0
100	68 ROBERTSON RACING	FORD GT-DORAN	LM GTE Am	Boris SAID (R)	4:12.971	10	13	45.071	0.125	194.0
101	58 LUXURY RACING	FERRARI 458 ITALIA	LM GTE Pro	François JAKUBOWSKI (R)	4:13.487	12	13	45.587	0.516	193.6
102	52 AF CORSE	FERRARI F430	LM GTE Am	Michele RUGOLO (R)	4:13.921	11	12	46.021	0.434	193.2
103	35 OAK RACING	OAK FESCAROLO - JUDD BMW	LM P2	Patrice LAFARGUE (R)	4:13.951	8	9	46.051	0.030	193.2
104	88 TEAM FELBERMAYR-PROTON	PORSCHE 911 RSR (997)	LM GTE Pro	Abulaziz AL FAISAL (R)	4:14.040	10	11	46.140	0.089	193.1
105	93 GENOA RACING	ORECA	FLM	Christian ZUGEL (R)	4:14.160	12	15	46.260	0.120	193.0
106	60 GULF AMR MIDDLE EAST	ASTON MARTIN VANTAGE	LM GTE Am	Fabien GIROIX (R)	4:15.020	6	7	47.120	0.860	192.4
107	77 TEAM FELBERMAYR-PROTON	PORSCHE 911 RSR (997)	LM GTE Am	Christian RIED (R)	4:15.074	5	6	47.174	0.054	192.4
108	70 LARBRE COMPETITION	PORSCHE 911 RSR (997)	LM GTE Am	Christophe BOURRET (R)	4:15.390	24	32	47.490	0.316	192.1
109	61 AF CORSE	FERRARI F430	LM GTE Am	Piergiuseppe PERAZZINI	4:15.453	7	10	47.553	0.063	192.1
110	79 JOTA	ASTON MARTIN VANTAGE	LM GTE Pro	Simon DOLAN (R)	4:15.872	10	11	47.972	0.419	191.8
111	61 AF CORSE	FERRARI F430	LM GTE Am	Sean Paul BRESLIN (R)	4:16.590	12	13	48.690	0.718	191.2
112	65 LOTUS JETALLIANCE	LOTUS EVORA	LM GTE Pro	James ROSSITER (R)	4:17.232	9	10	49.332	0.642	190.7
113	83 JMB RACING	FERRARI F430	LM GTE Am	Manuel RODRIGUES	4:17.901	10	11	50.001	0.669	190.2
114	91 HOPE RACING	ORECA	FLM	Alessandro CICOGNANI	4:18.103	3	3	50.203	0.202	190.1
115	62 CRS RACING	FERRARI F430	LM GTE Am	Shaun LYNN	4:19.184	12	14	51.284	1.081	189.3
116	58 LUXURY RACING	FERRARI 458 ITALIA	LM GTE Pro	Jean-Denis DELETRAZ (R)	4:19.188	2	2	51.288	0.004	189.3
117	60 GULF AMR MIDDLE EAST	ASTON MARTIN VANTAGE	LM GTE Am	Michael WAINWRIGHT (R)	4:19.862	6	7	51.962	0.674	188.8
118	62 CRS RACING	FERRARI F430	LM GTE Am	Andrew KIRKALDY	4:20.602	4	5	52.702	0.740	188.3
119	64 LOTUS JETALLIANCE	LOTUS EVORA	LM GTE Pro	Lukas LICHTNER-HOYER	4:20.925	3	4	53.025	0.323	188.0
120	60 GULF AMR MIDDLE EAST	ASTON MARTIN VANTAGE	LM GTE Am	Raold GOETHE (R)	4:26.590	8	8	58.690	5.665	184.0
121	99 JMB RACING	ORECA	FLM	Phillippe MONDOLOT (R)	4:28.260	10	11	1'00.360	1.670	182.9
122	71 AF CORSE	FERRARI F430	LM GTE Pro	Michael WALTRIP (R)	4:30.563	4	4	1'02.663	2.303	181.3
123	64 LOTUS JETALLIANCE	LOTUS EVORA	LM GTE Pro	Martin RICH (R)	4:30.998	3	8	1'03.098	0.435	181.1
124	71 AF CORSE	FERRARI F430	LM GTE Pro	Robert KAUFFMAN (R)	4:34.241	13	14	1'06.341	3.243	178.9
125	44 EXTREME LIMITE AM PARIS	NORMA M200P - JUDD BMW	LM P2	Jean-Rene DE FOURNOUX (R)	4:34.931	4	5	1'07.031	0.690	178.5
126	70 LARBRE COMPETITION	PORSCHE 911 RSR (997)	LM GTE Am	Pascal GIBON (R)	4:39.324	2	3	1'11.424	4.393	175.7
127	68 ROBERTSON RACING	FORD GT-DORAN	LM GTE Am	Andrae ROBERTSON (R)	4:41.789	6	8	1'13.889	2.465	174.1
128	83 JMB RACING	FERRARI F430	LM GTE Am	Jean-Marc MENAHEM (R)	4:44.206	3	10	1'16.306	2.417	172.6
129	68 ROBERTSON RACING	FORD GT-DORAN	LM GTE Am	David ROBERTSON (R)	4:53.922	5	7	1'26.022	9.716	166.9
130	9 TEAM PEUGEOT TOTAL	PEUGEOT 908	LM P1	Sebastien BOURDAIS	7:02.723	2	2	3'34.823	2'08.801	116.1
131	99 JMB RACING	ORECA	FLM	John HARTSHORNE (R)	7:53.400	1	1	4'25.500	50.677	103.6
132	009 ASTON MARTIN RACING	ASTON MARTIN AMR-ONE	LM P1	Harold PRIMAT	12:42.674	2	2	9'14.774	4'49.274	64.3
133	22 KRONOS RACING	LOLA ASTON MARTIN	LM P1	Bas LEINDERS						
134	23 MIK CORSE	ZYTEK 09H HYBRID	LM P1	Maximo CORTES (R)			1			
135	22 KRONOS RACING	LOLA ASTON MARTIN	LM P1	Vanina ICKX			1			
136	13 REBELLION RACING	LOLA B 10/60 COUPE-TOYOTA	LM P1	Guy SMITH						



## 24H DU MANS

TEST DAY

Free Practice 1

Provisional Classification by Driver Fastest Lap

Nr	Team	Car	Class	Driver	Time	Lap	Total	Gap	Kph
137	15	OAK RACING	OAK PESCAROLO - JUDD	LM P1	Mathieu LAHAYE				
138	009	ASTON MARTIN RACING	ASTON MARTIN AMR-ONE	LM P1	Andy MEYRICK				
139	33	LEVEL 5 MOTORSPORTS	LEVEL 5 MOTORSPORTS	LM P2	Christophe BOUCHUT				
140	009	ASTON MARTIN RACING	ASTON MARTIN AMR-ONE	LM P1	Adrian FERNANDEZ				
141	23	MIK CORSE	ZYTEK 09H HYBRID	LM P1	Ferdinando GERI (R)				
142	007	ASTON MARTIN RACING	ASTON MARTIN AMR-ONE	LM P1	Stephan MUCKE				
143	13	REBELLION RACING	LOLA B 10/60 COUPE-TOYOTA	LM P1	Andrea BELICCHI				
144	5	HOPE RACING	ORECA SWISS HY TECH-HYBRID	LM P1	Nicolas MARROC (R)				
145	7	PEUGEOT SPORT TOTAL	PEUGEOT 908	LM P1	Pedro LAMY				
146	5	HOPE RACING	ORECA SWISS HY TECH-HYBRID	LM P1	Steve ZACCHIA				
147	1	AUDI SPORT TEAM JOEST	AUDI R18 TDI	LM P1	Marco BONANOMI (R)				
148	2	AUDI SPORT TEAM JOEST	AUDI R18 TDI	LM P1	Marco BONANOMI (R)				
149	9	TEAM PEUGEOT TOTAL	PEUGEOT 908	LM P1	Anthony DAVIDSON				
150	10	TEAM ORECA MATMUT	PEUGEOT 908 HDI-FAP	LM P1					
151	9	TEAM PEUGEOT TOTAL	PEUGEOT 908	LM P1	Jean-Karl VERNAY (R)				
152	7	PEUGEOT SPORT TOTAL	PEUGEOT 908	LM P1	Simon PAGENAUD				
153	8	PEUGEOT SPORT TOTAL	PEUGEOT 908	LM P1	Franck MONTAGNY				
154	33	LEVEL 5 MOTORSPORTS	LEVEL 5 MOTORSPORTS	LM P2	Joao BARBOSA				
155	77	TEAM FELBERMAYR-PROTON	PORSCHE 911 RSR (997)	LM GTE Pro	Richard LIETZ				
156	86	YOUNG DRIVER AMR	ASTON MARTIN VANTAGE	LM GTE Pro	Christoffer NYGAARD				
157	76	IMSA PERFORMANCE MATMUT	PORSCHE 911 RSR (997)	LM GTE Pro	Nicolas ARMINDO (R)				
158	64	LOTUS JETALLIANCE	LOTUS EVORA	LM GTE Pro	Oskar SLINGERLAND (R)				
159	69	ROBERTSON RACING	FORD GT-DORAN	LM GTE Pro	David MURRY (R)				
160	83	JMB RACING	FERRARI F430	LM GTE Am	Nicolas MISSLIN (R)				
161	64	LOTUS JETALLIANCE	LOTUS EVORA	LM GTE Pro	Johnny MOWLEM				
162	50	LARBRE COMPETITION	CHEVROLET CORVETTE C6 - ZR1	LM GTE Am	Olivier BERETTA				
163	89	HANKOOK - TEAM FARNBACHER	FERRARI 458 ITALIA	LM GTE Pro	Dominik FARNBACHER				
164	89	HANKOOK - TEAM FARNBACHER	FERRARI 458 ITALIA	LM GTE Pro	Lehman KEEN (R)				
165	59	LUXURY RACING	FERRARI 458 ITALIA	LM GTE Pro	Jean-Denis DELETRAZ (R)				
166	41	GREAVES MOTORSPORT	ZYTEK NISSAN	LM P2	Gary CHALANDON				
167	41	GREAVES MOTORSPORT	ZYTEK NISSAN	LM P2	Alex BRUNDLE (R)				
168	35	OAK RACING	OAK PESCAROLO - JUDD BMW	LM P2	Frédéric DA ROCHA				
169	34	LEVEL 5 MOTORSPORTS	LEVEL 5 MOTORSPORTS	LM P2	Scott TUCKER				
170	35	OAK RACING	OAK PESCAROLO - JUDD BMW	LM P2	Andrea BARLESI (R)				
171	58	LUXURY RACING	FERRARI 458 ITALIA	LM GTE Pro	Jaime MELO				
172	59	LUXURY RACING	FERRARI 458 ITALIA	LM GTE Pro					
173	51	AF CORSE	FERRARI 458 ITALIA	LM GTE Pro	Toni VILANDER				
174	44	EXTREME LIMITE AM PARIS	NORMA M200P - JUDD BMW	LM P2	BELVET				
175	48	TEAM ORECA MATMUT	ORECA 03-NISSAN	LM P2					

Published at: .....

Track Status:

DRY

Race Director:

Timekeeper:



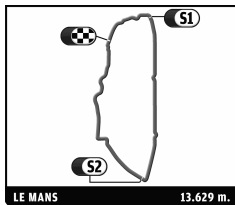
ASA ACO DES 24 HEURES DU MANS

# JOURNEE TEST

## 24 HEURES DU MANS 2011

24 AVRIL 2011

**FFSA**



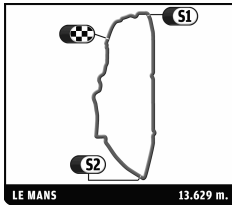
### 24H DU MANS

TEST DAY

Free Practice 1

Fastest Lap Sequence

Practice Time	Team	Car	Class	Driver	Time	Kph	Lap
9:42.304	55 BMW MOTORSPORT	BMW M3 GT	LM GTE Pro	Augusto FARFUS	4:32.943	179.8	2
9:50.971	7 PEUGEOT SPORT TOTAL	PEUGEOT 908	LM P1	Nicolas MINASSIAN	4:10.324	196.0	2
13:43.368	7 PEUGEOT SPORT TOTAL	PEUGEOT 908	LM P1	Nicolas MINASSIAN	3:52.397	211.1	3
15:02.276	16 PESCAROLO TEAM	PESCAROLO JUDD	LM P1	Emmanuel COLLARD	3:52.213	211.3	3
19:41.702	3 AUDI SPORT NORTH AMERICA	AUDI R18 TDI	LM P1	Rinaldo CAPELLO	3:41.902	221.1	3
23:20.506	3 AUDI SPORT NORTH AMERICA	AUDI R18 TDI	LM P1	Rinaldo CAPELLO	3:38.804	224.2	4
26:56.758	3 AUDI SPORT NORTH AMERICA	AUDI R18 TDI	LM P1	Rinaldo CAPELLO	3:36.252	226.9	5
34:06.596	2 AUDI SPORT TEAM JOEST	AUDI R18 TDI	LM P1	Benoit TRELUYER	3:32.240	231.2	6
1:21:18.895	2 AUDI SPORT TEAM JOEST	AUDI R18 TDI	LM P1	André LOTTERER	3:30.921	232.6	4
2:14:33.776	2 AUDI SPORT TEAM JOEST	AUDI R18 TDI	LM P1	Benoit TRELUYER	3:28.803	235.0	11
2:25:11.888	2 AUDI SPORT TEAM JOEST	AUDI R18 TDI	LM P1	Benoit TRELUYER	3:28.541	235.3	14
2:28:40.391	2 AUDI SPORT TEAM JOEST	AUDI R18 TDI	LM P1	Benoit TRELUYER	3:28.503	235.3	15
3:21:41.151	1 AUDI SPORT TEAM JOEST	AUDI R18 TDI	LM P1	Romain DUMAS	3:27.900	236.0	15



24H DU MANS

TEST DAY

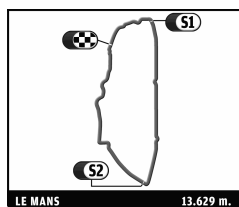
Free Practice 1

Sector Analysis

Personal Best Session Best B Crossing the finish line in pit lane

Lap	D	Time	Sector 1	Sector 2	Sector 3	T6	T7	Porsche	Ford	T. Spd	Hour	Elapsed
<b>1</b> AUDI SPORT TEAM JOEST Timo BERNHARD Mike ROCKENFELLER Romain DUMAS Marco BONANOMI (R)												AUDI R18 TDI LM P1
1	1	7:58.972 <b>B</b>	4:02.179	1:43.523	2:13.270			26.004		182.2	09:07	7:58.972
2	1	9:58.074	6:33.874	1:32.005	1:52.195	3.708		23.226	7.646	238.9	09:17	17:57.046
3	1	3:48.684	36.913	1:27.064	1:44.707	3.510	3.905	20.579	6.840	289.3	09:21	21:45.730
4	1	3:44.427	34.723	1:25.040	1:44.664	3.494	3.827	20.088	6.870	310.4	09:25	25:30.157
5	1	3:41.005	34.603	1:24.310	1:42.092	3.440	3.836	19.301	6.681	325.9	09:29	29:11.162
6	1	3:49.333 <b>B</b>	34.672	1:25.058	1:49.603		3.823	19.245		315.8	09:33	33:00.495
7	2	7:14.079	3:56.639	1:29.898	1:47.542	3.467		21.116	7.090	254.9	09:40	40:14.574
8	2	3:42.549	34.998	1:25.568	1:41.983	3.425	3.841	19.392	6.617	285.2	09:43	43:57.123
9	2	3:38.053	34.000	1:24.354	1:39.699	3.388	3.818	18.452	6.568	310.4	09:47	47:35.176
10	2	3:38.880	33.533	1:22.754	1:42.593	3.380	3.807	21.593	6.477	331.3	09:51	51:14.056
11	2	3:43.068 <b>B</b>	33.560	1:22.337	1:47.171		3.800	18.678		330.1	09:54	54:57.124
12	3	8:18.955	5:03.510	1:28.748	1:46.697	3.502		21.313	7.152	287.9	10:03	1:03:16.079
13	3	3:41.630	35.238	1:24.062	1:42.330	3.434	3.860	19.392	6.901	328.3	10:06	1:06:57.709
14	3	3:38.757	34.244	1:23.564	1:40.949	3.338	3.841	18.543	6.540	330.1	10:10	1:10:36.466
15	3	3:36.255	33.751	1:22.617	1:39.887	3.709	3.806	17.904	7.281	330.7	10:14	1:14:12.721
16	3	3:42.662 <b>B</b>	34.152	1:22.485	1:46.025		3.883	17.592		328.9	10:17	1:17:55.383
17	1	8:34.327	5:06.082	1:38.989	1:49.256	4.930		21.714	8.812	185.3	10:26	1:26:29.710
18	1	4:17.261 <b>B</b>	51.126	1:31.459	1:54.676		4.548	21.704		241.7	10:30	1:30:46.971
19	1	24:50.212 <b>B</b>	...	1:36.234	2:05.454			24.027		245.3	10:55	1:55:37.183
20	1	10:07.866	7:00.222	1:26.799	1:40.845	3.520		18.973	6.499	283.0	11:05	2:05:45.049
21	1	3:40.458	35.375	1:24.536	1:40.547	3.423	3.847	18.278	6.636	325.3	11:09	2:09:25.507
22	1	3:37.485	34.620	1:23.067	1:39.798	3.377	3.822	18.244	6.244	327.1	11:13	2:13:02.992
23	1	3:33.048	33.574	1:22.004	1:37.470	3.362	3.810	17.270	6.197	334.3	11:16	2:16:36.040
24	1	3:30.609	33.120	1:21.430	1:36.059	3.332	3.810	16.976	5.930	333.1	11:20	2:20:06.649
25	1	3:31.252	32.889	1:21.545	1:36.818	3.331	3.807	16.993	5.953	332.5	11:23	2:23:37.901
26	1	3:32.034	32.800	1:22.109	1:37.125	3.345	3.789	17.046	6.101	331.9	11:27	2:27:09.935
27	1	3:31.119	33.886	1:21.314	1:35.919	3.290	3.804	16.835	5.960	333.7	11:30	2:30:41.054
28	1	3:38.448	39.654	1:22.435	1:36.359	3.312	3.783	17.106	6.071	326.5	11:34	2:34:19.502
29	1	3:34.999	33.506	1:21.180	1:40.313	3.374	3.775	19.988	6.118	333.7	11:37	2:37:54.501
30	1	3:45.103 <b>B</b>	33.006	1:21.035	1:51.062		3.803	21.936		333.1	11:41	2:41:39.604
31	2	8:09.635	4:59.017	1:28.097	1:42.521	3.401		19.713	6.722	287.4	11:49	2:49:49.239
32	2	3:41.329	35.087	1:23.671	1:42.571	3.365	3.840	21.935	6.503	319.1	11:53	2:53:30.568
33	2	3:37.454	33.558	1:25.267	1:38.629	3.379	3.841	18.011	6.197	304.7	11:57	2:57:08.022
34	2	3:31.875	33.198	1:21.400	1:37.277	3.354	3.823	17.553	6.158	331.3	12:00	3:00:39.897
35	2	3:33.037	33.148	1:20.781	1:39.108	3.333	3.811	19.384	6.363	330.7	12:04	3:04:12.934
36	2	3:29.214	32.833	1:20.661	1:35.720	3.382	3.808	17.052	5.982	331.9	12:07	3:07:42.148
37	2	3:30.963	32.841	1:20.643	1:37.479	3.307	3.802	18.488	6.116	331.9	12:11	3:11:13.111
38	2	3:31.535	33.017	1:21.664	1:36.854	3.298	3.795	17.312	6.041	333.1	12:14	3:14:44.646
39	2	3:28.605	32.896	<b>1:20.187</b>	1:35.522	3.346	3.792	17.043	5.857	333.1	12:18	3:18:13.251
40	2	3:27.900	32.625	1:20.354	<b>1:34.921</b>	3.439	3.799	16.600	5.794	336.8	12:21	3:21:41.151
41	2	3:48.359 <b>B</b>	32.670	1:24.470	1:51.219		3.822	20.955		328.9	12:25	3:25:29.510
42	3	9:02.406	5:57.606	1:23.915	1:40.885	3.424		18.078	6.913	328.3	12:34	3:34:31.916
43	3	3:38.194	34.198	1:22.598	1:41.398	3.467	3.861	19.474	6.763	332.5	12:38	3:38:10.110
44	3	3:34.606	34.557	1:22.040	1:38.009	3.375	3.850	17.584	6.436	329.5	12:41	3:41:44.716
45	3	3:35.789	34.773	1:21.966	1:39.050	3.374	3.840	18.609	6.476	331.3	12:45	3:45:20.505
46	3	3:38.332	33.652	1:21.286	1:43.394	3.356	3.823	21.226	7.345	333.1	12:48	3:48:58.837
47	3	3:35.531	33.661	1:21.179	1:40.691	3.431	3.815	17.598	7.891	333.1	12:52	3:52:34.368
48	3	3:33.096	33.398	1:21.121	1:38.577	3.343	3.829	18.626	6.368	331.3	12:56	3:56:07.464
49	3	3:30.253	33.410	1:20.758	1:36.085	3.364	3.802	16.850	6.077	331.9	12:59	3:59:37.717
50	3	4:09.160 <b>B</b>	37.488	1:34.138	1:57.534		3.790	19.425		280.4	13:03	4:03:46.877

<b>2</b> AUDI SPORT TEAM JOEST Marcel FÄSSLER Benoit TRELUYER André LOTTERER Marco BONANOMI (R)												AUDI R18 TDI LM P1
1	3	7:41.487 <b>B</b>	3:43.775	1:42.182	2:15.530			27.616		202.4	09:07	7:41.487



24H DU MANS

TEST DAY

Free Practice 1

Sector Analysis

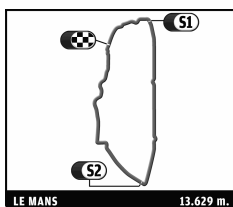
■ Personal Best ■ Session Best B Crossing the finish line in pit lane

Lap	D	Time	Sector 1	Sector 2	Sector 3	T6	T7	Porsche	Ford	T. Spd	Hour	Elapsed
2	3	11:41.109	8:09.966	1:31.497	1:59.646	3.789		26.017	8.332	252.8	09:19	19:22.596
3	3	3:48.826	37.996	1:26.212	1:44.618	3.473	3.941	20.808	6.490	312.0	09:23	23:11.422
4	3	3:42.108	36.718	1:24.024	1:41.366	3.563	3.849	19.700	6.400	325.3	09:26	26:53.530
5	3	3:40.826	37.134	1:25.139	1:38.553	3.434	3.881	17.943	6.548	309.9	09:30	30:34.356
6	3	3:32.240	33.776	1:21.738	1:36.726	3.422	3.823	17.333	6.140	330.7	09:34	34:06.596
7	3	3:50.294 B	34.757	1:21.819	1:53.718		3.830	20.401		330.1	09:37	37:56.890
8	1	5:44.675	2:21.571	1:33.338	1:49.766	3.521		22.002	7.018	222.6	09:43	43:41.565
9	1	3:44.071	35.506	1:24.634	1:43.931	3.484	3.853	19.602	6.502	323.0	09:47	47:25.636
10	1	3:37.648	34.207	1:23.528	1:39.913	3.457	3.845	18.521	6.341	330.7	09:51	51:03.284
11	1	3:33.780	33.656	1:22.067	1:38.057	3.548	3.841		6.194	331.9	09:54	54:37.064
12	1	3:32.919	33.191	1:21.873	1:37.855	3.387	3.863	17.751	6.167	330.1	09:58	58:09.983
13	1	3:45.867 B	33.459	1:21.622	1:50.786		3.815	22.985		330.1	10:01	1:01:55.850
14	2	8:41.448	5:33.156	1:25.086	1:43.206	3.451		18.903	6.380	290.6	10:10	1:10:37.298
15	2	3:35.598	33.870	1:22.471	1:39.257	3.561	3.848	17.638	6.426	330.1	10:14	1:14:12.896
16	2	3:35.078	34.212	1:22.673	1:38.193	3.453	3.853	17.135	5.953	334.3	10:17	1:17:47.974
17	2	3:30.921	33.027	1:21.655	1:36.239	3.345	3.885	16.769	5.924	328.9	10:21	1:21:18.895
18	2	3:52.760 B	35.598	1:28.273	1:48.889		3.823	18.826		229.0	10:25	1:25:11.655
19	3	34:18.525 B	...	1:32.417	1:58.935			22.414		270.4	10:59	1:59:30.180
20	3	8:02.623	5:00.345	1:24.353	1:37.925	3.400		17.764	6.137	307.3	11:07	2:07:32.803
21	3	3:32.170	33.052	1:21.513	1:37.605	3.478	3.839	17.186	5.951	333.7	11:11	2:11:04.973
22	3	3:28.803	32.925	1:21.024	1:34.854	3.283	3.860	16.486	5.857	334.3	11:14	2:14:33.776
23	3	3:33.430	33.194	1:21.521	1:38.715	3.335	3.792	18.111	6.412	334.9	11:18	2:18:07.206
24	3	3:36.141	34.261	1:22.738	1:39.142	3.323	3.827	19.134	5.800	331.9	11:21	2:21:43.347
25	3	3:28.541	32.653	1:20.996	1:34.892	3.327	3.795	16.532	5.724	333.7	11:25	2:25:11.888
26	3	3:28.503	33.354	1:20.490	1:34.659	3.308	3.792	16.546	5.850	333.7	11:28	2:28:40.391
27	3	3:37.614	38.333	1:21.419	1:37.862	3.257	3.803	18.719	6.035	334.3	11:32	2:32:18.005
28	3	3:29.907	32.866	1:20.826	1:36.215	3.493	3.777	16.383	6.653	333.1	11:35	2:35:47.912
29	3	3:37.993	33.579	1:21.817	1:42.597	3.435	3.840	22.064	5.982	336.1	11:39	2:39:25.905
30	3	3:42.818 B	32.895	1:21.098	1:48.825		3.832	20.057		333.7	11:43	2:43:08.723
31	1	12:51.467	9:45.446	1:24.902	1:41.119	3.480		18.665	6.776	321.9	11:56	2:56:00.190
32	1	3:34.927	33.859	1:21.887	1:39.181	3.378	3.881	17.391	6.329	331.3	11:59	2:59:35.117
33	1	3:31.037	33.326	1:21.276	1:36.435	3.527	3.829	16.810	6.173	330.7	12:03	3:03:06.154
34	1	3:32.559	33.114	1:22.431	1:37.014	3.431	3.873	17.073	6.047	334.3	12:06	3:06:38.713
35	1	3:35.308	33.110	1:22.071	1:40.127	3.420	3.839	19.913	6.099	335.5	12:10	3:10:14.021
36	1	3:35.519	33.218	1:20.624	1:41.677	3.406	3.843	19.333	7.152	333.7	12:13	3:13:49.540
37	1	3:30.363	33.334	1:21.521	1:35.508	3.339	3.858	16.618	5.980	330.7	12:17	3:17:19.903
38	1	8:56.166 B	33.404	1:21.792	7:00.970		3.810	54.116		331.3	12:26	3:26:16.069

<b>3</b>	<b>AUDI SPORT NORTH AMERICA</b>										AUDI R18 TDI
	Rinaldo CAPELLO					Allan McNISH					LM P1
	Tom KRISTENSEN					Marco BONANOMI (R)					

1	1	6:54.288 B	3:00.302	1:41.642	2:12.344			27.637		224.2	09:06	6:54.288
2	1	9:05.512	5:51.279	1:28.474	1:45.759	3.496		20.791	6.997	272.8	09:15	15:59.800
3	1	3:41.902	35.695	1:23.657	1:42.550	3.548	3.828	19.344	7.340	330.1	09:19	19:41.702
4	1	3:38.804	34.753	1:23.608	1:40.443	3.464	3.843	19.060	6.499	330.7	09:23	23:20.506
5	1	3:36.252	34.045	1:22.348	1:39.859	3.856	3.814	17.804	6.889	331.3	09:26	26:56.758
6	1	3:41.475 B	34.501	1:22.525	1:44.449		3.961	17.638		330.1	09:30	30:38.233
7	4	8:01.576 B	4:31.609	1:29.735	2:00.232			22.767		293.0	09:38	38:39.809
8	4	7:01.317	3:45.262	1:28.881	1:47.174	3.612		21.199	7.224	280.8	09:45	45:41.126
9	4	3:44.033	36.155	1:26.410	1:41.468	3.381	3.878	19.245	6.607	323.0	09:49	49:25.159
10	4	3:37.443	34.311	1:23.014	1:40.118	3.464	3.798	18.853	6.457	327.7	09:53	53:02.602
11	4	3:46.070 B	33.763	1:23.986	1:48.321		3.820	18.543		329.5	09:56	56:48.672
12	2	5:44.260	2:31.195	1:25.949	1:47.116	3.604		20.689	6.953	291.6	10:02	1:02:32.932
13	2	3:36.037	34.759	1:22.677	1:38.601	3.407	3.929	17.999	6.232	327.7	10:06	1:06:08.969
14	2	3:33.690	33.907	1:21.450	1:38.333	3.417	3.815	18.388	6.135	328.9	10:09	1:09:42.659
15	2	3:35.706	33.369	1:22.953	1:39.384	3.439	3.833	18.949	6.147	329.5	10:13	1:13:18.365
16	2	3:35.153	33.188	1:20.953	1:41.012	3.317	3.825	18.563	6.919	330.7	10:16	1:16:53.518
17	2	4:30.690 B	1:15.759	1:25.855	1:49.076		3.784	19.828		310.9	10:21	1:21:24.208





24H DU MANS

TEST DAY

Free Practice 1

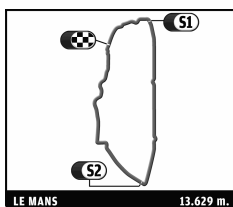
Sector Analysis

Personal Best Session Best B Crossing the finish line in pit lane

Lap	D	Time	Sector 1	Sector 2	Sector 3	T6	T7	Porsche	Ford	T. Spd	Hour	Elapsed
18	2	50:28.336	...	1:26.741	1:40.731	3.374		18.148	6.673	300.2	11:11	2:11:52.544
19	2	3:32.177	33.259	1:21.521	1:37.397	3.397	3.831	17.722	6.042	332.5	11:15	2:15:24.721
20	2	3:35.380	34.285	1:21.868	1:39.227	3.361	3.821	18.668	6.377	331.3	11:19	2:19:00.101
21	2	3:30.501	33.070	1:21.146	1:36.285	3.375	3.817	16.916	6.090	332.5	11:22	2:22:30.602
22	2	3:49.223 B	33.776	1:25.532	1:49.915		3.813	20.674		331.3	11:26	2:26:19.825
23	1	5:44.507	2:24.713	1:27.559	1:52.235	3.429		20.072	6.818	291.1	11:32	2:32:04.332
24	1	3:39.649	34.659	1:23.464	1:41.526	3.495	3.841	19.643	6.364	333.7	11:35	2:35:43.981
25	1	3:44.396	35.710	1:23.284	1:45.402	3.485	3.905	23.108	6.257	320.2	11:39	2:39:28.377
26	1	3:35.088	34.305	1:21.796	1:38.987	3.384	3.888	18.509	6.354	332.5	11:43	2:43:03.465
27	1	3:37.141	33.602	1:22.627	1:40.912	3.375	3.816	20.430	6.379	323.6	11:46	2:46:40.606
28	1	3:31.948	33.211	1:21.191	1:37.546	3.321	3.810	17.622	6.206	331.9	11:50	2:50:12.554
29	1	3:31.364	32.972	1:21.534	1:36.858	3.395	3.790	17.323	6.160	333.7	11:53	2:53:43.918
30	1	3:35.402	33.597	1:22.280	1:39.525	3.391	3.815	18.290	6.229	323.0	11:57	2:57:19.320
31	1	3:30.944	33.292	1:21.037	1:36.615	3.352	3.801	17.426	6.160	332.5	12:00	3:00:50.264
32	1	3:32.152	32.974	1:20.496	1:38.682	3.362	3.782	18.249	6.251	332.5	12:04	3:04:22.416
33	1	3:39.540 B	32.640	1:20.062	1:46.838		3.785	19.298		334.9	12:08	3:08:01.956
34	3	7:19.880	4:12.978	1:24.153	1:42.749	3.451		18.635	6.874	299.7	12:15	3:15:21.836
35	3	3:36.249	34.046	1:20.833	1:41.370	3.339	3.834	20.951	6.364	333.7	12:18	3:18:58.085
36	3	3:30.382	33.304	1:20.731	1:36.347	3.369	3.797	17.102	6.132	333.7	12:22	3:22:28.467
37	3	3:57.078 B	34.661	1:23.519	1:58.898		3.818	21.126		301.7	12:26	3:26:25.545
38	3	8:05.234	5:04.956	1:22.222	1:38.056	3.363		17.586	6.415	334.9	12:34	3:34:30.779
39	3	3:37.200	33.356	1:20.935	1:42.909	3.370	3.823	20.384	7.405	332.5	12:38	3:38:07.979
40	3	3:33.818	33.162	1:20.615	1:40.041	3.372	3.804	18.737	6.684	331.9	12:41	3:41:41.797
41	3	3:32.238	33.169	1:21.450	1:37.619	3.377	3.838	16.807	6.950	334.9	12:45	3:45:14.035
42	3	3:40.844 B	32.960	1:20.340	1:47.544		3.799	16.934		334.3	12:48	3:48:54.879
43	3	5:44.585	2:43.160	1:21.314	1:40.111	3.325		18.235	6.341	331.9	12:54	3:54:39.464
44	3	3:31.613	32.876	1:20.185	1:38.552	3.563	3.818	16.807	8.094	332.5	12:58	3:58:11.077
45	3	3:30.922	33.061	1:21.086	1:36.775	3.332	3.864	16.744	6.201	334.3	13:01	4:01:41.999

<b>007</b>	<b>ASTON MARTIN RACING</b>			ASTON MARTIN AMR-ONE
	Christian KLIEB	Darren TURNER		LM P1
	Stephan MUCKE			

1	1	32:38.792 B	...	2:21.717	2:44.345			29.149		179.5	09:32	32:38.792
2	1	1:51:30.854 B	...	1:57.666	2:20.153			27.834		190.7	11:24	2:24:09.646
3	1	10:42.649	7:08.591	1:37.820	1:56.238	3.803		22.710	7.828	228.7	11:34	2:34:52.295
4	1	4:03.856	39.607	1:32.272	1:51.977	3.751	4.263	21.272	7.301	298.7	11:38	2:38:56.151
5	1	4:00.294	37.769	1:30.851	1:51.674	3.663	4.256	22.109	7.022	299.2	11:42	2:42:56.445
6	1	3:56.411	37.397	1:30.133	1:48.881	3.644	4.194	20.792	6.676	300.2	11:46	2:46:52.856
7	1	4:10.590 B	37.566	1:31.025	2:01.999		4.184	23.203		301.2	11:51	2:51:03.446
8	3	47:58.510	...	1:36.824	1:52.862	3.627		21.585	7.334	248.7	12:39	3:39:01.956
9	3	3:57.816	38.076	1:30.378	1:49.362	3.592	4.170	21.035	6.797	297.7	12:42	3:42:59.772
10	3	3:51.568	36.377	1:29.177	1:46.014	3.591	4.161	19.576	6.552	295.8	12:46	3:46:51.340
11	3	3:51.711	36.153	1:29.708	1:45.850	3.612	4.139	19.406	6.553	295.8	12:50	3:50:43.051
12	3	4:07.792 B	36.602	1:30.084	2:01.106		4.166	22.738		300.7	12:54	3:54:50.843
13	3	8:29.267	5:10.295	1:30.617	1:48.355	3.616		20.334	6.731	293.4	13:03	4:03:20.110
1	1	5:40.647	1:44.417	1:42.363	2:13.867	4.148		29.893	8.410	195.0	09:05	5:40.647
2	1	4:10.324	43.722	1:31.141	1:55.461	3.757	4.313	26.496	7.522	263.8	09:09	9:50.971
3	1	3:52.397	37.218	1:27.216	1:47.963	3.574	3.987	22.307	7.114	315.8	09:13	13:43.368
4	1	3:57.346 B	36.415	1:26.701	1:54.230		3.920	21.732		316.9	09:17	17:40.714
5	1	15:17.491	...	1:28.041	1:45.590	3.498		20.635	6.779	312.0	09:32	32:58.205
6	1	3:45.140	35.541	1:24.727	1:44.872	3.471	3.893	21.030	6.840	319.1	09:36	36:43.345
7	1	3:44.193	36.078	1:25.220	1:42.895	3.465	3.893	20.468	6.577	331.9	09:40	40:27.538
8	1	3:38.865	34.829	1:23.486	1:40.550	3.438	3.892	18.810	6.369	330.1	09:44	44:06.403
9	1	3:39.523	34.422	1:23.388	1:41.713	3.405	3.870	20.304	6.463	332.5	09:47	47:45.926
10	1	3:39.573	34.136	1:25.224	1:40.213	3.433	3.843	18.630	6.410	320.8	09:51	51:25.499
11	1	3:37.245	34.596	1:23.387	1:39.262	3.428	3.859	18.353	6.205	321.3	09:55	55:02.744
12	1	3:37.532	35.562	1:22.942	1:39.028	3.415	3.865	18.232	6.271	333.7	09:58	58:40.276
13	1	3:36.626	34.173	1:23.192	1:39.261	3.420	3.841	18.124	6.199	333.7	10:02	1:02:16.902



24H DU MANS

TEST DAY

Free Practice 1

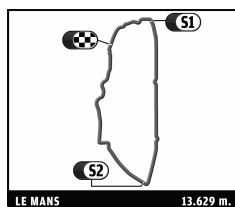
Sector Analysis

■ Personal Best ■ Session Best B Crossing the finish line in pit lane

Lap	D	Time	Sector 1	Sector 2	Sector 3	T6	T7	Porsche	Ford	T. Spd	Hour	Elapsed
14	1	3:35.768	33.904	1:22.605	1:39.259	3.385	3.858	17.865	6.247	329.5	10:05	1:05:52.670
15	1	3:33.820	33.810	1:22.214	1:37.796	3.470	3.844	17.659	6.036	334.3	10:09	1:09:26.490
16	1	3:36.995	34.575	1:23.339	1:39.081	3.408	3.849	18.002	6.253	334.9	10:13	1:13:03.485
17	1	3:57.796B	34.171	1:26.065	1:57.560		3.833	21.754		336.1	10:17	1:17:01.281
18	1	4:42.027	1:32.802	1:29.912	1:39.313	3.364		18.057	6.468	300.2	10:21	1:21:43.308
19	1	3:49.519	36.823	1:28.407	1:44.289	4.466	3.855	18.553	7.581	255.3	10:25	1:25:32.827
20	1	4:25.187B	50.099	1:36.228	1:58.860		4.364	23.780		206.5	10:29	1:29:58.014
21	1	5:55.418	2:26.583	1:34.308	1:54.527	4.710		24.425	8.539	231.0	10:35	1:35:53.432
22	1	4:07.342	42.048	1:31.491	1:53.803	4.351	4.286	23.854	8.439	250.7	10:40	1:40:00.774
23	1	4:02.812	40.991	1:29.673	1:52.148	4.247	4.170	23.428	8.248	272.4	10:44	1:44:03.586
24	1	4:04.524	39.830	1:30.278	1:54.416	4.303	4.137	23.773	8.509	283.0	10:48	1:48:08.110
25	1	4:08.719B	40.279	1:29.519	1:58.921		4.142	22.659		295.3	10:52	1:52:16.829
26	1	4:58.140	1:46.394	1:27.658	1:44.088	3.505		20.395	7.007	290.6	10:57	1:57:14.969
27	1	3:43.124	35.414	1:24.844	1:42.866	3.432	3.894	19.900	6.738	333.1	11:00	2:00:58.093
28	1	3:43.831	35.029	1:24.520	1:44.282	3.422	3.871	22.371	6.569	334.9	11:04	2:04:41.924
29	1	3:54.191B	35.079	1:24.278	1:54.834		3.859	21.230		305.7	11:08	2:08:36.115
30	2	5:35.927	2:11.007	1:29.738	1:55.182	3.770		22.703	8.400	283.0	11:14	2:14:12.042
31	2	3:51.231	41.122	1:26.130	1:43.979	3.496	3.984	20.144	6.918	310.9	11:18	2:18:03.273
32	2	3:49.055	36.140	1:26.980	1:45.935	3.684	3.914	20.085	7.438	305.2	11:21	2:21:52.328
33	2	3:37.419	34.833	1:22.649	1:39.937	3.494	3.957	18.521	6.260	334.3	11:25	2:25:29.747
34	2	3:38.979	34.257	1:24.730	1:39.992	3.503	3.896	18.082	6.453	336.1	11:29	2:29:08.726
35	2	3:43.018	39.656	1:22.837	1:40.525	3.549	3.916	18.062	6.844	336.8	11:32	2:32:51.744
36	2	3:46.611	36.965	1:27.212	1:42.434	3.501	3.913	21.439	6.193	283.4	11:36	2:36:38.355
37	2	3:35.991	33.979	1:21.985	1:40.027	3.486	3.893	19.807	6.022	336.1	11:40	2:40:14.346
38	2	3:39.900	33.781	1:24.053	1:42.066	3.561	3.898	20.243	7.153	338.0	11:43	2:43:54.246
39	2	3:34.576	33.884	1:22.177	1:38.515	3.496	3.912	18.411	6.093	335.5	11:47	2:47:28.822
40	2	3:35.818	34.736	1:22.863	1:38.219	3.508	3.912	17.848	6.127	334.9	11:51	2:51:04.640
41	2	3:47.586B	34.175	1:21.983	1:51.428		3.892	20.512		336.1	11:54	2:54:52.226
42	2	4:52.337	1:49.432	1:24.020	1:38.885	3.526		18.129	6.256	300.2	11:59	2:59:44.563
43	2	3:36.378	35.045	1:22.914	1:38.419	3.534	3.917	17.868	6.023	334.3	12:03	3:03:20.941
44	2	3:38.944	33.796	1:21.889	1:43.259	3.480	3.912	21.582	6.190	335.5	12:06	3:06:59.885
45	2	3:34.023	33.763	1:21.903	1:38.357	3.520	3.894	18.305	5.939	336.8	12:10	3:10:33.908
46	2	3:43.803	35.105	1:23.994	1:44.704	4.020	3.902	18.397	8.572	337.4	12:14	3:14:17.711
47	2	3:40.272	35.532	1:23.982	1:40.758	3.453	4.046	19.995	6.172	333.7	12:17	3:17:57.983
48	2	3:37.916	36.366	1:22.930	1:38.620	3.477	3.879	18.017	6.100	333.7	12:21	3:21:35.899
49	2	3:44.459	34.498	1:27.191	1:42.770	3.426	3.898	20.008	6.112	333.7	12:25	3:25:20.358
50	2	3:35.827	33.584	1:21.920	1:40.323	3.613	3.871	18.097	6.034	336.1	12:28	3:28:56.185
51	2	3:39.454	33.619	1:24.579	1:41.256	3.676	3.925	18.331	7.020	331.9	12:32	3:32:35.639
52	2	3:35.855	33.707	1:21.741	1:40.407	3.743	3.947	18.626	7.450	335.5	12:36	3:36:11.494
53	2	3:44.293B	33.855	1:22.441	1:47.997		3.960	18.575		336.8	12:39	3:39:55.787
54	2	4:22.380	1:18.255	1:24.984	1:39.141	3.522		17.926	6.341	293.4	12:44	3:44:18.167
55	2	3:35.725	33.706	1:22.274	1:39.745	3.635	3.905	17.722	7.111	335.5	12:47	3:47:53.892
56	2	3:36.459	34.309	1:23.415	1:38.735	3.468	3.945	18.020	6.098	336.1	12:51	3:51:30.351
57	2	3:35.853	33.821	1:22.666	1:39.366	3.467	3.898	17.894	5.997	336.1	12:55	3:55:06.204
58	2	3:32.549	33.600	1:21.493	1:37.456	3.549	3.884	17.521	5.912	338.6	12:58	3:58:38.753
59	2	3:34.840	33.671	1:22.367	1:38.802	3.485	3.907	17.975	6.295	337.4	13:02	4:02:13.593

8	PEUGEOT SPORT TOTAL										PEUGEOT 908
	Stephane SARRAZIN Franck MONTAGNY										LM P1
	Anthony DAVIDSON										

1	1	6:48.608B	2:27.792	1:52.279	2:28.537			29.675		201.5	09:06	6:48.608
2	1	9:45.873	6:07.722	1:37.737	2:00.414	4.066		25.013	8.327	274.5	09:16	16:34.481
3	1	4:04.793	39.566	1:29.582	1:55.645	3.956	4.074	24.287	7.891	307.8	09:20	20:39.274
4	1	4:05.254B	38.737	1:29.447	1:57.070		4.045	22.000		323.0	09:24	24:44.528
5	1	9:10.018	5:50.734	1:28.457	1:50.827	3.690		22.891	7.368	318.5	09:33	33:54.546
6	1	4:00.001B	35.580	1:25.657	1:58.764		3.956	20.792		322.5	09:37	37:54.547
7	1	25:38.437	...	1:27.898	1:48.091	3.573		22.606	6.832	321.3	10:03	1:03:32.984
8	1	3:45.615	35.407	1:24.546	1:45.662	3.557	3.910	21.972	6.928	327.1	10:07	1:07:18.599



24H DU MANS

TEST DAY

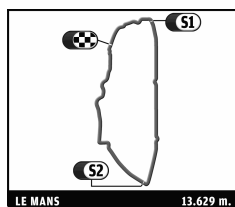
Free Practice 1

Sector Analysis

■ Personal Best ■ Session Best ■ Crossing the finish line in pit lane

Lap	D	Time	Sector 1	Sector 2	Sector 3	T6	T7	Porsche	Ford	T. Spd	Hour	Elapsed
9	1	3:49.668B	36.421	1:24.032	1:49.215		3.899	18.403		320.2	10:11	1:11:08.267
10	1	6:18.207	3:15.745	1:23.318	1:39.144	3.427		18.046	6.413	329.5	10:17	1:17:26.474
11	1	3:41.236	33.971	1:26.496	1:40.769	3.560	3.853	19.583	6.496	330.7	10:21	1:21:07.710
12	1	4:01.349B	37.210	1:33.469	1:50.670		3.896	18.825		224.2	10:25	1:25:09.059
13	1	11:41.974	8:11.652	1:34.246	1:56.076	4.909		23.680	8.633	261.9	10:36	1:36:51.033
14	1	4:10.305	43.068	1:30.866	1:56.371	4.697	4.363	24.129	8.479	279.1	10:41	1:41:01.338
15	1	4:03.310	41.768	1:29.471	1:52.071	4.252	4.413	22.057	8.544	284.7	10:45	1:45:04.648
16	1	4:01.103	40.095	1:30.512	1:50.496	4.084	4.131	22.070	7.998	255.3	10:49	1:49:05.751
17	1	4:02.344B	38.080	1:28.949	1:55.315		4.077	21.433		301.7	10:53	1:53:08.095
18	1	4:56.167	1:47.323	1:26.842	1:42.002	3.628		18.880	7.391	272.8	10:58	1:58:04.262
19	1	3:36.229	34.195	1:23.689	1:38.345	3.568	3.936	17.654	6.577	329.5	11:01	2:01:40.491
20	1	3:36.992	33.634	1:22.695	1:40.663	3.489	3.915	19.435	6.623	333.1	11:05	2:05:17.483
21	1	3:45.836	37.097	1:23.550	1:45.189	3.505	3.878	22.038	6.779	332.5	11:09	2:09:03.319
22	1	3:40.546B	33.591	1:22.025	1:44.930		3.870	17.494		333.7	11:12	2:12:43.865
23	2	8:12.130	4:49.800	1:33.098	1:49.232	3.645		21.477	6.872	248.7	11:20	2:20:55.995
24	2	3:43.343	37.407	1:24.697	1:41.239	3.501	3.918	19.319	6.588	329.5	11:24	2:24:39.338
25	2	3:41.316	34.896	1:22.965	1:43.455	3.424	3.876	22.448	6.345	334.3	11:28	2:28:20.654
26	2	3:34.910	33.982	1:22.888	1:38.040	3.560	3.858	17.992	6.107	335.5	11:31	2:31:55.564
27	2	3:38.973	33.435	1:23.616	1:41.922	3.349	3.892	21.351	6.111	325.3	11:35	2:35:34.537
28	2	3:46.729B	34.924	1:24.164	1:47.641		3.812	19.142		288.8	11:39	2:39:21.266
29	2	10:06.034	7:00.300	1:23.625	1:42.109	3.390		19.128	6.176	333.7	11:49	2:49:27.300
30	2	3:38.566	34.080	1:22.488	1:41.998	3.499	3.855	19.387	7.276	336.1	11:53	2:53:05.866
31	2	3:35.337	34.441	1:22.851	1:38.045	3.322	3.887	18.309	6.185	335.5	11:56	2:56:41.203
32	2	3:32.026	33.229	1:21.854	1:36.943	3.423	3.806	17.992	5.959	334.3	12:00	3:00:13.229
33	2	3:43.659B	34.631	1:22.646	1:46.382		3.949	17.871		334.3	12:03	3:03:56.888
34	2	4:47.807	1:47.284	1:22.951	1:37.572	3.289		17.730	5.980	331.9	12:08	3:08:44.695
35	2	3:36.651	33.084	1:21.236	1:42.331	3.356	3.823	18.133	6.194	334.9	12:12	3:12:21.346
36	2	3:35.933	33.213	1:22.674	1:40.046	3.319	3.829	19.082	6.192	330.7	12:15	3:15:57.279
37	2	3:38.331	33.268	1:22.851	1:42.212	3.336	3.817	21.463	6.018	331.9	12:19	3:19:35.610
38	2	3:43.279B	33.333	1:21.364	1:48.582		3.809	20.573		332.5	12:23	3:23:18.889
39	2	22:36.160	...	1:22.398	1:38.160	3.300		18.033	6.021	330.7	12:45	3:45:55.049
40	2	3:30.947	33.238	1:21.684	1:36.025	3.539	3.811	17.333	5.804	333.7	12:49	3:49:25.996
41	2	3:33.742	33.844	1:22.043	1:37.855	3.325	3.873	18.357	6.029	334.9	12:52	3:52:59.738
42	2	3:32.989	34.209	1:22.430	1:36.350	3.358	3.813	17.556	5.840	336.1	12:56	3:56:32.727
43	2	3:30.516	32.868	1:20.869	1:36.779	3.762	3.818	17.105	6.559	334.3	13:00	4:00:03.243

009		ASTON MARTIN RACING		ASTON MARTIN AMR-ONE								
		Adrian FERNANDEZ		Harold PRIMAT								
		Andy MEYRICK		LM P1								
1	3	17:15.627B	...	1:42.838	2:11.549			24.631		238.0	09:17	17:15.627
2	3	12:42.674B	8:49.887	1:41.128	2:11.659			22.641		269.6	09:29	29:58.301
1	1	12:42.574	9:06.404	1:38.338	1:57.832	3.928		24.805	7.173	257.8	09:12	12:42.574
2	1	3:57.789	39.125	1:30.915	1:47.749	3.715	4.246	21.956	6.940	271.6	09:16	16:40.363
3	1	3:51.869	35.842	1:27.912	1:48.115	3.727	3.993	22.441	6.954	276.5	09:20	20:32.232
4	1	3:58.666B	37.709	1:27.291	1:53.666		3.983	21.270		326.5	09:24	24:30.898
5	1	10:07.354	6:57.774	1:25.919	1:43.661	3.487		20.258	6.622	315.8	09:34	34:38.252
6	1	3:43.980	35.468	1:26.517	1:41.995	3.439	3.888	19.561	6.281	315.8	09:38	38:22.232
7	1	3:40.814	34.528	1:23.307	1:42.979	3.457	3.885	20.853	6.539	332.5	09:42	42:03.046
8	1	3:55.680B	34.894	1:25.114	1:55.672		3.882	21.571		327.1	09:45	45:58.726
9	1	13:53.802	...	1:24.210	1:41.100	3.404		19.206	6.442	321.3	09:59	59:52.528
10	1	3:40.639	34.102	1:22.877	1:43.660	3.446	3.873	20.341	6.849	329.5	10:03	1:03:33.167
11	1	3:38.981	35.536	1:23.463	1:39.982	3.337	3.840	18.534	6.535	331.9	10:07	1:07:12.148
12	1	3:36.626	33.338	1:22.007	1:41.281	3.511	3.815	19.872	7.328	331.3	10:10	1:10:48.774
13	1	3:42.253B	33.812	1:21.940	1:46.501		3.867	18.782		333.1	10:14	1:14:31.027
14	1	22:15.609	...	1:35.830	2:00.128	4.861		25.031	8.320	231.0	10:36	1:36:46.636
15	1	4:05.902	40.787	1:30.084	1:55.031	4.478	4.413	25.314	8.236	280.4	10:40	1:40:52.538
16	1	4:12.390B	40.439	1:31.484	2:00.467		4.187	23.582		297.3	10:45	1:45:04.928
17	1	5:12.530	1:54.159	1:28.665	1:49.706	3.843		21.883	7.373	274.1	10:50	1:50:17.458



24H DU MANS

TEST DAY

Free Practice 1

Sector Analysis

■ Personal Best ■ Session Best ■ Crossing the finish line in pit lane

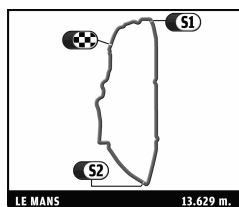
Lap	D	Time	Sector 1	Sector 2	Sector 3	T6	T7	Porsche	Ford	T. Spd	Hour	Elapsed
18	1	3:48.843	37.110	1:26.795	1:44.938	3.661	4.006	20.387	6.746	307.8	10:54	1:54:06.301
19	1	3:52.305B	36.125	1:25.538	1:50.642		3.958	20.176		326.5	10:57	1:57:58.606
20	1	4:38.453	1:35.522	1:23.593	1:39.338	3.413		18.557	6.297	319.6	11:02	2:02:37.059
21	1	3:35.090	33.767	1:22.101	1:39.222	3.773	3.861	17.875	7.011	332.5	11:06	2:06:12.149
22	1	3:36.515	33.742	1:21.802	1:40.971	3.403	3.958	20.714	6.136	334.3	11:09	2:09:48.664
23	1	3:52.370B	35.841	1:25.629	1:50.900		3.861	21.255		273.6	11:13	2:13:41.034
24	1	12:05.468	9:01.971	1:24.572	1:38.925	3.326		18.250	6.075	327.7	11:25	2:25:46.502
25	1	3:37.565	33.496	1:22.636	1:41.433	3.317	3.861	21.743	6.150	337.4	11:29	2:29:24.067
26	1	3:39.599B	33.206	1:22.180	1:44.213		3.812	17.612		338.6	11:33	2:33:03.666
27	1	11:29.318	8:26.832	1:23.201	1:39.285	3.308		19.493	5.926	324.8	11:44	2:44:32.984
28	1	3:33.899	33.631	1:21.995	1:38.273	3.367	3.819	18.558	6.078	337.4	11:48	2:48:06.883
29	1	3:32.578	33.922	1:21.162	1:37.494	3.371	3.839	17.859	5.935	336.1	11:51	2:51:39.461
30	1	3:40.638B	33.792	1:21.748	1:45.098		3.850	17.952		334.3	11:55	2:55:20.099
31	2	13:43.450	...	1:26.420	1:42.733	3.466		19.593	6.575	303.2	12:09	3:09:03.549
32	2	7:02.723B	34.536	2:39.767	3:48.420		3.884	41.921		207.6	12:16	3:16:06.272

10

TEAM ORECA MATMUT  
Nicolas LAPIERRE  
Loic DUVAL

PEUGEOT 908 HDI-FAP  
LM P1

1	1	5:14.954B	1:16.539	1:45.698	2:12.717			25.765		214.2	09:05	5:14.954
2	1	9:40.298	6:16.374	1:32.806	1:51.118	3.749		22.970	7.748	240.5	09:14	14:55.252
3	1	3:53.446	38.098	1:28.543	1:46.805	3.818	4.004	21.308	6.978	309.4	09:18	18:48.698
4	1	3:50.166	35.656	1:27.051	1:47.459	3.569	4.019	21.926	6.770	315.8	09:22	22:38.864
5	1	3:45.404	35.058	1:27.239	1:43.107	3.542	3.946	19.577	6.566	315.2	09:26	26:24.268
6	1	3:54.346B	35.186	1:27.391	1:51.769		3.946	19.740		318.0	09:30	30:18.614
7	1	5:21.214	2:13.870	1:26.573	1:40.771	3.393		18.511	6.236	312.5	09:35	35:39.828
8	1	3:38.803	33.782	1:24.533	1:40.488	3.394	3.892	17.863	6.168	316.3	09:39	39:18.631
9	1	3:42.419	34.315	1:25.890	1:42.214	3.400	3.887	20.352	6.269	320.8	09:43	43:01.050
10	1	3:40.725	35.351	1:24.808	1:40.566	3.457	3.881	17.536	7.396	320.8	09:46	46:41.775
11	1	3:37.384	34.728	1:24.673	1:37.983	3.377	3.904	17.433	6.037	319.1	09:50	50:19.159
12	1	3:40.570	33.754	1:24.759	1:42.057	3.401	3.890	19.775	6.893	316.9	09:53	53:59.729
13	1	3:38.978	33.574	1:24.031	1:41.373	3.401	3.904	20.353	6.043	314.7	09:57	57:38.707
14	1	3:40.911	34.961	1:26.942	1:39.008	3.363	3.899	17.317	6.576	299.7	10:01	1:01:19.618
15	1	3:37.417	33.396	1:23.435	1:40.586	3.571	3.882	19.945	5.993	321.3	10:04	1:04:57.035
16	1	3:37.966	33.574	1:24.740	1:39.652	3.357	3.949	17.639	6.116	319.6	10:08	1:08:35.001
17	1	3:47.245B	33.458	1:25.365	1:48.422		3.854	17.514		321.3	10:12	1:12:22.246
18	1	14:43.843B	...	1:53.795	2:05.149			25.561		165.2	10:27	1:27:06.089
19	1	39:07.515	...	1:27.370	1:40.142	3.421		17.983	6.227	313.1	11:06	2:06:13.604
20	1	3:42.395	37.259	1:24.610	1:40.526	3.384	3.903	17.600	6.980	319.1	11:09	2:09:55.999
21	1	3:38.599	34.091	1:26.591	1:37.917	3.351	3.896	17.304	6.030	308.3	11:13	2:13:34.598
22	1	3:41.870	34.769	1:25.321	1:41.780	3.377	3.871	20.693	6.174	320.8	11:17	2:17:16.468
23	1	3:48.670B	34.332	1:25.568	1:48.770		3.880	18.592		311.5	11:21	2:21:05.138
24	1	7:13.154	4:07.545	1:24.940	1:40.669	3.367		19.319	6.022	319.1	11:28	2:28:18.292
25	1	3:34.863	33.928	1:23.749	1:37.186	3.278	3.912	16.885	5.851	323.0	11:31	2:31:53.155
26	1	3:38.335	33.540	1:23.713	1:41.082	3.365	3.868	19.029	6.049	321.3	11:35	2:35:31.490
27	1	3:46.239B	33.655	1:25.398	1:47.186		3.892	18.539		323.0	11:39	2:39:17.729
28	2	5:24.637	2:09.800	1:29.131	1:45.706	3.651		20.299	6.493	302.7	11:44	2:44:42.366
29	2	3:41.855	35.271	1:26.456	1:40.128	3.485	3.976	18.063	6.056	319.6	11:48	2:48:24.221
30	2	3:39.767	34.294	1:24.100	1:41.373	3.510	3.922	17.431	6.054	320.8	11:52	2:52:03.988
31	2	3:38.848	34.849	1:25.007	1:38.992	3.458	3.930	17.173	6.001	319.6	11:55	2:55:42.836
32	2	3:39.435	34.649	1:24.218	1:40.568	3.377	3.912	19.282	6.154	318.0	11:59	2:59:22.271
33	2	3:34.317	33.944	1:23.277	1:37.096	3.443	3.880	16.780	5.858	319.1	12:02	3:02:56.588
34	2	3:53.489B	36.721	1:25.981	1:50.787		3.893	17.224		321.3	12:06	3:06:50.077
35	2	8:15.398	5:02.132	1:27.269	1:45.997	3.551		20.271	6.450	304.7	12:15	3:15:05.475
36	2	3:41.061	35.752	1:25.224	1:40.085	3.517	3.943	17.573	6.323	322.5	12:18	3:18:46.536
37	2	3:35.501	34.114	1:23.480	1:37.907	3.430	3.926	17.134	5.961	323.0	12:22	3:22:22.037
38	2	3:41.571	34.406	1:26.159	1:41.006	3.711	3.905	18.176	6.214	300.7	12:26	3:26:03.608
39	2	3:41.869	34.099	1:23.984	1:43.786	3.450	4.000	21.122	6.347	322.5	12:29	3:29:45.477



24H DU MANS

TEST DAY

Free Practice 1

Sector Analysis

Personal Best Session Best B Crossing the finish line in pit lane

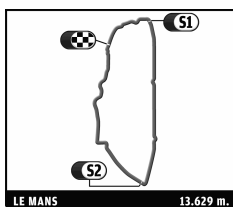
Lap	D	Time	Sector 1	Sector 2	Sector 3	T6	T7	Porsche	Ford	T. Spd	Hour	Elapsed
40	2	3:45.777 B	33.837	1:23.566	1:48.374		3.906	17.524		323.6	12:33	3:33:31.254
41	2	10:13.450	7:06.956	1:25.417	1:41.077	3.438		18.212	6.181	318.0	12:43	3:43:44.704
42	2	3:41.065	36.302	1:23.860	1:40.903	3.473	3.924	16.947	5.901	319.1	12:47	3:47:25.769
43	2	3:34.497	33.419	1:23.717	1:37.361	3.801	3.934	16.646	5.770	320.2	12:51	3:51:00.266
44	2	3:35.442	33.572	1:22.887	1:38.983	3.384	4.031	17.928	5.871	319.1	12:54	3:54:35.708
45	2	3:35.692	33.345	1:22.529	1:39.818	3.550	3.908	17.558	7.632	319.6	12:58	3:58:11.400
46	2	3:40.637	33.540	1:22.520	1:44.577	3.361	3.930	21.748	6.211	321.3	13:01	4:01:52.037

<b>12</b>	<b>REBELLION RACING</b>		LOLA B 10/60 COUPE-TOYOTA									
	Neel JANI	Jeroen BLEEKEMOLEN	LM P1									
	Nicolas PROST											

1	2	11:22.516 B	7:14.630	1:45.985	2:21.901			28.092		204.6	09:11	11:22.516
2	2	28:44.661	...	1:35.919	1:59.494	4.341		25.477	7.901	267.6	09:40	40:07.177
3	2	4:07.044	39.724	1:33.061	1:54.259	4.059	4.243	22.774	7.498	287.9	09:44	44:14.221
4	2	4:13.587 B	38.468	1:31.910	2:03.209		4.152	22.121		292.0	09:48	48:27.808
5	2	36:08.246	...	1:36.253	1:49.954	3.874		20.899	7.584	234.6	10:24	1:24:36.054
6	2	4:37.391 B	47.841	1:42.126	2:07.424		4.136	24.382		206.5	10:29	1:29:13.445
7	3	22:00.075	...	1:42.793	1:58.004	4.082		24.636	8.030	226.7	10:51	1:51:13.520
8	3	4:06.305	40.803	1:34.357	1:51.145	3.857	4.212	21.743	7.324	279.9	10:55	1:55:19.825
9	3	3:57.494	38.122	1:30.337	1:49.035	3.798	4.135	21.711	7.019	310.4	10:59	1:59:17.319
10	3	4:09.801 B	39.060	1:30.736	2:00.005		4.127	21.989		304.7	11:03	2:03:27.120
11	3	13:35.354	...	1:28.315	1:44.482	3.525		19.936	6.674	314.1	11:17	2:17:02.474
12	3	3:46.742	35.332	1:26.293	1:45.117	3.600	4.005	19.978	7.287	318.5	11:20	2:20:49.216
13	3	3:43.288	35.238	1:25.784	1:42.266	3.498	4.022	19.099	6.389	316.3	11:24	2:24:32.504
14	3	3:43.291	35.045	1:25.405	1:42.841	3.627	3.998	19.940	6.113	315.2	11:28	2:28:15.795
15	3	3:43.936	35.324	1:26.122	1:42.490	3.576	4.052	19.134	6.288	318.0	11:31	2:31:59.731
16	3	3:43.552	35.183	1:25.452	1:42.917	3.539	4.038	19.724	6.290	315.2	11:35	2:35:43.283
17	3	3:50.521	35.222	1:25.711	1:49.588	3.523	4.008	24.038	6.514	316.9	11:39	2:39:33.804
18	3	3:45.173	35.256	1:25.647	1:44.270	3.655	4.007	19.563	7.376	315.2	11:43	2:43:18.977
19	3	3:41.716	34.991	1:25.321	1:41.404	3.577	4.036	18.718	6.152	315.2	11:47	2:47:00.693
20	3	3:41.736	34.941	1:24.994	1:41.801	3.546	4.020	19.095	6.280	315.2	11:50	2:50:42.429
21	3	3:54.086 B	34.602	1:25.117	1:54.367		4.007	21.414		315.8	11:54	2:54:36.515
22	1	22:13.408	...	1:34.979	1:47.260	3.590		20.309	7.094	276.5	12:16	3:16:49.923
23	1	3:47.267	35.324	1:26.975	1:44.968	3.534	4.044	19.439	6.551	313.6	12:20	3:20:37.190
24	1	3:43.332	34.742	1:26.470	1:42.120	3.530	4.013	18.594	6.282	314.7	12:24	3:24:20.522
25	1	3:54.168	35.132	1:26.494	1:52.542	3.508	4.014	23.688	6.445	313.6	12:28	3:28:14.690
26	1	3:40.912	34.617	1:25.159	1:41.136	3.871	4.002	18.247	6.481	315.8	12:31	3:31:55.602
27	1	3:41.903	34.664	1:24.605	1:42.634	3.532	4.100	18.951	6.621	316.3	12:35	3:35:37.505
28	1	3:47.403	35.774	1:27.566	1:44.063	3.532	4.025	20.177	7.269	315.8	12:39	3:39:24.908
29	1	3:41.002	34.359	1:24.457	1:42.186	3.955	3.987	18.373	7.166	315.8	12:43	3:43:05.910
30	1	3:38.537	34.229	1:24.626	1:39.682	3.531	4.122	17.693	6.206	315.8	12:46	3:46:44.447
31	1	3:40.529	36.426	1:24.326	1:39.777	3.416	3.995	17.806	6.239	314.7	12:50	3:50:24.976
32	1	3:40.474	34.121	1:25.433	1:40.920	3.405	3.943	18.454	6.259	306.8	12:54	3:54:05.450
33	1	4:01.714 B	34.263	1:27.043	2:00.408		3.952	21.015		308.3	12:58	3:58:07.164
34	2	5:04.283	1:49.429	1:28.762	1:46.092	3.663		20.063	6.916	289.7	13:03	4:03:11.447

<b>13</b>	<b>REBELLION RACING</b>		LOLA B 10/60 COUPE-TOYOTA									
	Andrea BELICCHI	Guy SMITH	LM P1									
	J.Christophe BOULLION											

1	2	32:28.970 B	...	1:49.138	2:13.293			25.705		214.2	09:32	32:28.970
2	2	18:03.034	...	1:34.342	1:51.876	3.680		22.086	7.135	256.3	09:50	50:32.004
3	2	3:52.716	36.912	1:29.541	1:46.263	3.607	4.112		6.686	300.2	09:54	54:24.720
4	2	3:48.795	35.653	1:28.461	1:44.681	3.566	4.068	19.760	6.674	308.3	09:58	58:13.515
5	2	3:46.659	35.219	1:28.617	1:42.823	3.588	4.060	18.870	6.492	307.8	10:02	1:02:00.174
6	2	4:00.922 B	36.563	1:27.854	1:56.505		4.059	20.227		308.3	10:06	1:06:01.096
7	2	1:09:22.447	...	1:29.998	1:48.052	3.584		21.137	8.132	272.4	11:15	2:15:23.543
8	2	3:42.128	35.197	1:25.824	1:41.107	3.456	4.060	18.297	6.040	313.1	11:19	2:19:05.671
9	2	3:43.321	35.512	1:25.574	1:42.235	3.483	4.006	19.070	6.202	312.0	11:22	2:22:48.992
10	2	3:54.322 B	34.351	1:26.417	1:53.554		4.010	20.817		313.6	11:26	2:26:43.314



24H DU MANS

TEST DAY

Free Practice 1

Sector Analysis

Personal Best Session Best B Crossing the finish line in pit lane

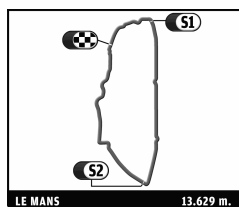
Lap	D	Time	Sector 1	Sector 2	Sector 3	T6	T7	Porsche	Ford	T. Spd	Hour	Elapsed
11	2	11:39.317	8:22.841	1:29.141	1:47.335	3.525		20.504	6.840	276.5	11:38	2:38:22.631
12	2	4:07.858B	34.966	1:26.266	2:06.626		4.082	24.633		310.4	11:42	2:42:30.489
13	2	20:14.385	...	1:28.468	1:43.941	3.482		19.301	6.520	295.3	12:02	3:02:44.874
14	2	3:45.465	36.174	1:27.242	1:42.049	3.448	4.050	18.796	6.315	309.9	12:06	3:06:30.339
15	2	3:57.228B	34.995	1:26.410	1:55.823		4.026	19.119		313.1	12:10	3:10:27.567
16	2	34:44.570	...	1:28.823	1:42.291	3.404		18.662	6.171	276.5	12:45	3:45:12.137
17	2	3:56.388B	34.342	1:25.384	1:56.662		4.014	22.623		312.5	12:49	3:49:08.525
18	2	10:14.141	7:07.140	1:25.882	1:41.119	3.346		18.233	6.254	308.8	12:59	3:59:22.666
19	2	3:40.264	34.454	1:24.480	1:41.330	3.385	3.969	19.309	5.964	315.8	13:03	4:03:02.930

**15** OAK RACING  
Matthieu LAHAYE Pierre RAGUES  
Guillaume MOREAU  
OAK PESCAROLO - JUDD  
LM P1

1	2	8:43.344B	4:59.083	1:37.614	2:06.647			24.823		205.3	09:08	8:43.344
2	2	8:07.254B	4:39.840	1:30.674	1:56.740			21.503		251.8	09:16	16:50.598
3	2	7:16.636	3:57.996	1:29.125	1:49.515	3.707		22.437	7.065	308.8	09:24	24:07.234
4	2	3:51.701	36.202	1:27.837	1:47.662	3.568	4.066	21.977	6.695	320.8	09:27	27:58.935
5	2	3:47.862	35.670	1:27.514	1:44.678	3.609	4.026	20.148	6.551	314.7	09:31	31:46.797
6	2	3:58.123B	36.653	1:27.992	1:53.478		4.050	20.385		318.5	09:35	35:44.920
7	2	9:20.153	6:03.113	1:30.404	1:46.636	3.661		20.847	6.738	256.3	09:45	45:05.073
8	2	3:59.571B	35.556	1:27.718	1:56.297		4.083	22.379		318.5	09:49	49:04.644
9	2	9:29.958	6:17.182	1:28.155	1:44.621	3.611		19.677	6.688	312.0	09:58	58:34.602
10	2	3:57.814B	35.404	1:27.166	1:55.244		4.070	23.309		318.0	10:02	1:02:32.416
11	2	12:58.113	9:43.558	1:29.863	1:44.692	3.584		19.828	6.652	258.5	10:15	1:15:30.529
12	2	3:44.455	35.560	1:26.764	1:42.131	3.706	4.059	18.867	6.349	321.9	10:19	1:19:14.984
13	2	3:54.687B	35.346	1:28.300	1:51.041		4.130	19.393		318.0	10:23	1:23:09.671
14	2	36:28.516	...	1:31.631	1:47.851	3.692		20.771	7.096	270.4	10:59	1:59:38.187
15	2	3:45.191	35.387	1:25.965	1:43.839	3.617	4.104	20.175	6.436	323.0	11:03	2:03:23.378
16	2	3:41.520	34.794	1:25.179	1:41.547	3.758	4.071	18.724	6.323	325.3	11:07	2:07:04.898
17	2	3:51.350B	35.820	1:25.884	1:49.646		4.177	19.146		323.6	11:10	2:10:56.248
18	2	6:45.345	3:31.588	1:26.368	1:47.389	3.576		22.194	6.551	319.6	11:17	2:17:41.593
19	2	3:49.710B	35.056	1:25.858	1:48.796		4.085	18.607		318.5	11:21	2:21:31.303
20	2	12:35.347	9:26.084	1:27.109	1:42.154	3.535		18.417	6.343	315.2	11:34	2:34:06.650
21	2	3:42.258	35.086	1:25.636	1:41.536	3.529	4.061	18.141	6.229	318.0	11:37	2:37:48.908
22	2	3:54.807B	34.535	1:25.490	1:54.782		4.076	21.998		316.9	11:41	2:41:43.715
23	3	6:29.377	3:08.490	1:31.180	1:49.707	3.569		21.307	6.952	233.7	11:48	2:48:13.092
24	3	3:49.887	36.475	1:27.995	1:45.417	3.515	4.067	19.845	6.399	298.2	11:52	2:52:02.979
25	3	3:47.312	35.625	1:27.378	1:44.309	3.513	4.050	19.269	6.260	286.1	11:55	2:55:50.291
26	3	3:44.406	35.157	1:25.592	1:43.657	3.512	4.052	19.174	6.300	317.4	11:59	2:59:34.697
27	3	3:51.813B	35.249	1:25.127	1:51.437		4.037	18.954		318.0	12:03	3:03:26.510
28	3	6:55.536	3:44.549	1:26.457	1:44.530	3.452		19.216	6.236	317.4	12:10	3:10:22.046
29	3	3:55.704B	35.362	1:25.419	1:54.923		4.031	21.238		316.3	12:14	3:14:17.750
30	3	6:29.034	3:18.215	1:26.038	1:44.781	3.635		18.995	7.372	311.5	12:20	3:20:46.784
31	3	3:53.110B	35.915	1:25.162	1:52.033		4.103	18.787		315.2	12:24	3:24:39.894
32	3	7:11.652	3:59.629	1:26.399	1:45.624	3.491		20.701	6.359	279.5	12:31	3:31:51.546
33	3	3:51.006B	35.106	1:25.215	1:50.685		4.060	18.570		317.4	12:35	3:35:42.552
34	3	5:53.868	2:43.509	1:26.238	1:44.121	3.498		19.366	6.626	311.5	12:41	3:41:36.420
35	3	3:52.215B	35.121	1:26.435	1:50.659		4.046	19.000		325.9	12:45	3:45:28.635
36	3	6:21.639	3:08.965	1:27.751	1:44.923	3.539		19.134	8.023	310.4	12:51	3:51:50.274
37	3	3:45.642	35.263	1:26.667	1:43.712	3.487	4.065	18.484	6.162	315.2	12:55	3:55:35.916
38	3	3:42.818	34.729	1:24.945	1:43.144	3.479	4.057	20.012	6.161	315.8	12:59	3:59:18.734
39	3	3:56.697B	36.175	1:25.918	1:54.604		4.032	19.203		314.7	13:03	4:03:15.431

**16** PESCAROLO TEAM  
Emmanuel COLLARD Julien JOUSSE  
Christophe TINSEAU  
PESCAROLO JUDD  
LM P1

1	1	4:58.986B	1:06.225	1:39.730	2:13.031			28.664		227.3	09:04	4:58.986
2	1	6:11.077	2:50.052	1:31.558	1:49.467	3.698		22.134	7.032	234.0	09:11	11:10.063
3	1	3:52.213	36.779	1:27.742	1:47.692	3.618	4.069	20.877	6.704	318.5	09:15	15:02.276



24H DU MANS

TEST DAY

Free Practice 1

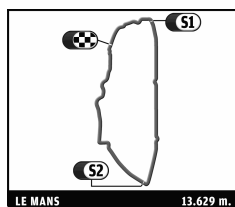
Sector Analysis

■ Personal Best ■ Session Best ■ Crossing the finish line in pit lane

Lap	D	Time	Sector 1	Sector 2	Sector 3	T6	T7	Porsche	Ford	T. Spd	Hour	Elapsed
4	1	3:53.375	36.494	1:29.507	1:47.374	3.553	4.040	20.590	6.695	312.5	09:18	18:55.651
5	1	4:01.607 <b>B</b>	35.436	1:27.963	1:58.208		4.025	23.637		319.6	09:22	22:57.258
6	1	10:12.832	6:57.037	1:28.353	1:47.442	3.600		19.764	6.799	315.2	09:33	33:10.090
7	1	3:46.250	35.173	1:26.217	1:44.860	3.657	4.047	19.013	7.707	319.6	09:36	36:56.340
8	1	3:45.556	34.923	1:27.208	1:43.425	3.558	4.041	19.059	6.892	300.2	09:40	40:41.896
9	1	3:42.026	34.940	1:25.807	1:41.279	3.480	4.021	18.545	6.431	319.6	09:44	44:23.922
10	1	3:52.067 <b>B</b>	34.657	1:26.353	1:51.057		3.978	19.392		321.3	09:48	48:15.989
11	1	7:48.676	4:37.957	1:26.835	1:43.884	3.483		20.118	6.400	320.8	09:56	56:04.665
12	1	3:55.746 <b>B</b>	35.721	1:26.996	1:53.029		3.994	19.693		320.2	10:00	1:00:00.411
13	1	7:11.450	3:57.557	1:28.206	1:45.687	3.474		19.101	6.814	318.5	10:07	1:07:11.861
14	1	3:42.691	35.051	1:25.051	1:42.589	3.770	3.998	17.900	8.224	321.9	10:10	1:10:54.552
15	1	3:51.498 <b>B</b>	36.098	1:25.982	1:49.418		4.070	18.917		320.8	10:14	1:14:46.050
16	1	8:54.741	5:44.363	1:28.601	1:41.777	3.465		18.586	6.508	320.8	10:23	1:23:40.791
17	1	4:16.389 <b>B</b>	41.974	1:36.012	1:58.403		4.014	21.638		249.3	10:27	1:27:57.180
18	2	35:29.967	...	1:34.532	1:53.282	3.762		22.564	7.284	254.9	11:03	2:03:27.147
19	2	3:44.735	36.323	1:25.904	1:42.508	3.593	4.091	18.982	6.644	323.6	11:07	2:07:11.882
20	2	3:40.518	34.973	1:24.747	1:40.798	3.580	4.030	18.286	6.483	324.8	11:10	2:10:52.400
21	2	3:50.706 <b>B</b>	35.077	1:24.933	1:50.696		4.017	18.629		324.2	11:14	2:14:43.106
22	2	6:36.399	3:26.567	1:28.277	1:41.555	3.480		18.332	6.493	316.3	11:21	2:21:19.505
23	2	3:41.931	35.468	1:25.120	1:41.343	3.550	4.001	18.635	6.445	323.0	11:25	2:25:01.436
24	2	3:38.496	34.499	1:24.174	1:39.823	3.466	4.023	17.820	6.218	323.6	11:28	2:28:39.932
25	2	3:56.145 <b>B</b>	39.568	1:25.103	1:51.474		4.001	20.770		325.3	11:32	2:32:36.077
26	2	8:05.076	4:54.918	1:26.699	1:43.459	3.451		20.874	6.343	291.1	11:40	2:40:41.153
27	2	<b>3:37.640</b>	<b>34.235</b>	<b>1:23.949</b>	<b>1:39.456</b>	3.479	4.000	17.912	6.132	323.0	11:44	2:44:18.793
28	2	3:51.992 <b>B</b>	35.616	1:24.421	1:51.955		3.995	18.827		318.0	11:48	2:48:10.785
29	2	8:33.830	5:27.381	1:25.656	1:40.793	3.469		18.279	6.331	317.4	11:56	2:56:44.615
30	2	3:39.277	34.549	1:24.657	1:40.071	3.444	4.010	17.992	6.197	319.6	12:00	3:00:23.892
31	2	3:52.242 <b>B</b>	35.489	1:25.629	1:51.124		3.985	18.212		319.6	12:04	3:04:16.134
32	3	6:49.239	3:28.829	1:34.012	1:46.398	3.666		20.582	6.817	238.3	12:11	3:11:05.373
33	3	3:48.623	35.867	1:27.338	1:45.418	3.496	4.088	20.663	6.398	318.5	12:14	3:14:53.996
34	3	3:43.550	35.383	1:26.639	1:41.528	3.481	4.020	18.436	6.343	321.9	12:18	3:18:37.546
35	3	3:43.005	35.336	1:26.504	1:41.165	3.483	4.007	18.268	6.245	319.1	12:22	3:22:20.551
36	3	3:44.559	35.589	1:27.594	1:41.376	3.473	4.007	18.548	6.178	316.3	12:26	3:26:05.110
37	3	3:42.440	34.786	1:25.264	1:42.390	3.495	4.004	17.975	6.144	321.3	12:29	3:29:47.550
38	3	3:51.929 <b>B</b>	34.556	1:24.915	1:52.458		4.010	21.286		322.5	12:33	3:33:39.479
39	3	13:17.934	...	1:26.854	1:41.520	3.566		18.316	6.266	313.6	12:46	3:46:57.413
40	3	3:40.639	34.746	1:25.597	1:40.296	3.456	4.063	17.678	6.342	318.0	12:50	3:50:38.052
41	3	3:40.718	34.721	1:25.035	1:40.962	3.478	4.012	17.991	6.835	318.0	12:54	3:54:18.770
42	3	3:40.408	34.311	1:24.656	1:41.441	3.473	4.023	17.932	6.315	319.6	12:57	3:57:59.178
43	3	3:42.168	35.195	1:25.715	1:41.258	3.431	4.003	18.487	6.222	321.3	13:01	4:01:41.346

22		KRONOS RACING										LOLA ASTON MARTIN
		Vanina ICKX	Maxime MARTIN (R)									LM P1
		Bas LEINDERS										
1	1	3:27:17.320 <b>B</b>	...	1:53.807	2:26.430			26.940		127.5	12:27	3:27:17.320
2	3	24:03.638	...	1:33.053	1:50.954	3.770		22.441	7.226	256.3	12:51	3:51:20.958
3	3	3:51.744	37.375	1:27.944	1:46.425	3.570	4.058	20.794	6.578	311.5	12:55	3:55:12.702
4	3	3:45.850	<b>35.914</b>	1:26.194	1:43.742	3.549	4.013	19.910	6.592	316.9	12:58	3:58:58.552
5	3	<b>3:45.555</b>	36.007	<b>1:25.958</b>	<b>1:43.590</b>	3.552	3.982	19.897	6.595	316.3	13:02	4:02:44.107

23		MIK CORSE										ZYTEK 09H HYBRID
		Maximo CORTES (R)	Giacomo PICCINI (R)									LM P1
		Ferdinando GERI (R)										
1	1	1:16:13.550 <b>B</b>	...	1:44.345	2:19.245			26.148		184.9	10:16	1:16:13.550
2	3	1:42:38.045	...	1:35.518	1:58.679	3.853		24.006	8.417	222.9	11:58	2:58:51.595
3	3	4:00.882	37.877	1:30.946	1:52.059	3.735	4.194	22.431	7.411	261.5	12:02	3:02:52.477
4	3	3:56.699	36.815	1:31.696	1:48.188	3.655	4.168	21.323	7.144	300.7	12:06	3:06:49.176
5	3	<b>3:51.527</b>	<b>36.245</b>	<b>1:28.486</b>	<b>1:46.796</b>	3.578	4.125	20.559	6.812	306.8	12:10	3:10:40.703



24H DU MANS

TEST DAY

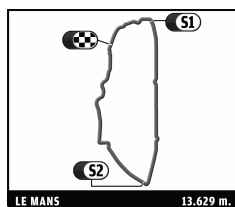
Free Practice 1

Sector Analysis

Personal Best Session Best B Crossing the finish line in pit lane

Lap	D	Time	Sector 1	Sector 2	Sector 3	T6	T7	Porsche	Ford	T. Spd	Hour	Elapsed
<b>24</b>	OAK RACING Jacques NICOLET Richard HEIN		Jean-François YVON		OAK PESCAROLO - JUDD LM P1							
1	3	5:56.786 <b>B</b>	1:33.051	1:53.252	2:30.483			29.984		181.3	09:05	5:56.786
2	3	11:31.384	7:55.010	1:37.558	1:58.816	4.051		24.471	8.234	279.5	09:17	17:28.170
3	3	4:06.389	39.462	1:33.031	1:53.896	3.901	4.188	22.269	7.523	281.2	09:21	21:34.559
4	3	4:12.627 <b>B</b>	38.204	1:30.555	2:03.868		4.144	21.725		316.3	09:25	25:47.186
5	3	8:52.539	5:28.360	1:32.239	1:51.940	3.824		21.469	7.433	283.4	09:34	34:39.725
6	3	4:00.236	37.696	1:31.266	1:51.274	3.911	4.124	21.308	7.370	308.3	09:38	38:39.961
7	3	3:59.257	38.356	1:29.494	1:51.407	3.828	4.177	22.337	7.296	292.5	09:42	42:39.218
8	3	4:01.693	37.183	1:29.175	1:55.335	3.932	4.117	24.809	7.693	319.6	09:46	46:40.911
9	3	4:09.007 <b>B</b>	38.021	1:29.192	2:01.794		4.142	21.059		296.3	09:50	50:49.918
10	3	12:53.670	9:33.169	1:29.011	1:51.490	3.856		20.382	7.022	310.9	10:03	1:03:43.588
11	3	3:50.639	36.687	1:27.410	1:46.542	3.750	4.140	19.591	7.082	323.0	10:07	1:07:34.227
12	3	3:48.515	35.788	1:27.331	1:45.396	3.762	4.097	19.560	6.997	321.3	10:11	1:11:22.742
13	3	3:48.260	<b>35.446</b>	1:26.637	1:46.177	3.808	4.115	20.593	6.874	323.6	10:15	1:15:11.002
14	3	3:57.758 <b>B</b>	35.596	1:26.662	1:55.500		4.123	19.271		321.9	10:19	1:19:08.760
15	1	57:36.578	...	1:32.253	1:51.178	3.736		21.908	7.336	274.5	11:16	2:16:45.338
16	1	3:52.683	36.973	1:28.041	1:47.669	3.628	4.111	20.571	6.786	321.9	11:20	2:20:38.021
17	1	4:01.013 <b>B</b>	36.940	1:28.001	1:56.072		4.065	20.326		320.8	11:24	2:24:39.034
18	1	9:02.057	5:46.543	1:29.025	1:46.489	3.640		21.133	6.561	323.6	11:33	2:33:41.091
19	1	<b>3:47.892</b>	35.469	<b>1:26.529</b>	1:45.894	3.673	4.076	20.685	6.955	321.9	11:37	2:37:28.983
20	1	4:09.328 <b>B</b>	36.597	1:27.696	2:05.035		4.084	24.930		323.6	11:41	2:41:38.311
21	1	9:13.692	5:56.150	1:29.632	1:47.910	3.755		21.118	6.968	268.0	11:50	2:50:52.003
22	1	3:56.022	37.609	1:27.760	1:50.653	3.874	4.321	21.111	8.452	320.8	11:54	2:54:48.025
23	1	3:50.217	36.755	1:28.474	<b>1:44.988</b>	3.605	4.161	19.921	6.530	320.2	11:58	2:58:38.242
24	1	3:51.455	36.267	1:27.481	1:47.707	3.654	4.076	22.700	6.826	322.5	12:02	3:02:29.697
25	1	4:01.034 <b>B</b>	36.038	1:28.124	1:56.872		4.080	20.607		322.5	12:06	3:06:30.731
26	2	9:22.257	5:56.329	1:34.392	1:51.536	3.930		21.899	7.580	225.1	12:15	3:15:52.988
27	2	3:55.255	37.199	1:29.464	1:48.592	3.767	4.188	21.535	7.045	310.9	12:19	3:19:48.243
28	2	4:11.677 <b>B</b>	36.197	1:27.388	2:08.092		4.149	20.058		312.5	12:23	3:23:59.920
<b>26</b>	SIGNATECH NISSAN Franck MAILLEUX Lucas ORDOÑEZ (R)		Soheil AYARI		ORECA 03-NISSAN LM P2							
1	1	6:00.646 <b>B</b>	1:43.162	1:45.417	2:32.067			31.328		183.6	09:06	6:00.646
2	1	6:50.887	3:20.332	1:34.263	1:56.292	3.828		23.386	7.546	281.2	09:12	12:51.533
3	1	4:03.543	37.361	1:34.214	1:51.968	3.679	4.248	21.489	7.149	289.3	09:16	16:55.076
4	1	3:58.402	36.676	1:31.630	1:50.096	3.664	4.205	20.905	6.859	291.6	09:20	20:53.478
5	1	4:07.741 <b>B</b>	38.349	1:32.658	1:56.734		4.188	20.614		289.3	09:25	25:01.219
6	1	13:04.919	9:46.744	1:30.521	1:47.654	3.687		20.170	6.799	295.8	09:38	38:06.138
7	1	3:55.774	36.568	1:29.363	1:49.843	3.688	4.151	22.339	6.911	299.2	09:42	42:01.912
8	1	3:50.385	35.647	1:28.805	1:45.933	3.585	4.157	19.818	6.633	299.7	09:45	45:52.297
9	1	4:01.605 <b>B</b>	35.474	1:29.123	1:57.008		4.120	22.228		298.7	09:49	49:53.902
10	1	15:25.017	...	1:29.816	1:48.735	3.548		19.977	6.807	293.4	10:05	1:05:18.919
11	1	3:52.688	35.486	1:29.729	1:47.473	3.510	4.148	20.038	6.533	293.9	10:09	1:09:11.607
12	1	3:47.774	34.982	1:28.417	1:44.375	3.479	4.135	18.838	6.277	293.9	10:12	1:12:59.381
13	1	4:01.154 <b>B</b>	35.001	1:28.276	1:57.877		4.125	21.703		294.9	10:17	1:17:00.535
14	2	9:22.799 <b>B</b>	5:17.943	1:48.823	2:16.033			25.756		212.0	10:26	1:26:23.334
15	2	25:06.863	...	1:37.625	1:59.157	4.153		23.661	8.180	253.5	10:51	1:51:30.197
16	2	4:21.050	44.506	1:39.364	1:57.180	4.130	4.357	23.413	7.781	243.4	10:55	1:55:51.247
17	2	4:12.918	40.233	1:34.995	1:57.690	4.259	4.357	23.135	7.744	295.3	11:00	2:00:04.165
18	2	4:19.716 <b>B</b>	39.959	1:34.476	2:05.281		4.398	23.143		293.0	11:04	2:04:23.881
19	2	6:59.718	3:32.409	1:35.333	1:51.976	3.843		21.517	7.061	238.0	11:11	2:11:23.599
20	2	4:00.568	37.816	1:31.105	1:51.647	3.672	4.221	21.116	8.834	288.3	11:15	2:15:24.167
21	2	3:59.126	37.685	1:30.613	1:50.828	3.683	4.166	21.961	6.913	298.7	11:19	2:19:23.293
22	2	3:56.271	36.660	1:30.936	1:48.675	3.655	4.176	20.981	6.777	298.2	11:23	2:23:19.564
23	2	3:57.199	36.258	1:30.956	1:49.985	3.624	4.154	20.387	6.579	296.8	11:27	2:27:16.763





24H DU MANS

TEST DAY

Free Practice 1

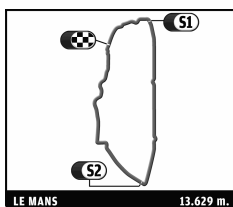
Sector Analysis

Personal Best Session Best B Crossing the finish line in pit lane

Lap	D	Time	Sector 1	Sector 2	Sector 3	T6	T7	Porsche	Ford	T. Spd	Hour	Elapsed
24	2	3:56.202	36.918	1:29.503	1:49.781	3.662	4.161	21.622	6.974	299.2	11:31	2:31:12.965
25	2	4:04.311 B	36.806	1:29.596	1:57.909		4.170	22.230		300.2	11:35	2:35:17.276
26	2	8:00.528	4:39.055	1:31.660	1:49.813	3.576		21.867	6.876	296.8	11:43	2:43:17.804
27	2	3:47.373	35.784	1:28.227	1:43.362	3.544	4.165	18.959	6.024	300.2	11:47	2:47:05.177
28	2	3:46.967	34.934	1:27.470	1:44.563	3.570	4.153	19.791	6.318	298.2	11:50	2:50:52.144
29	2	3:58.336 B	35.314	1:28.014	1:55.008		4.157	21.266		297.7	11:54	2:54:50.480
30	2	10:32.638	7:15.053	1:28.259	1:49.326	3.540		23.261	6.477	301.2	12:05	3:05:23.118
31	2	3:47.973	35.293	1:27.085	1:45.595	3.510	4.123	21.027	6.360	303.2	12:09	3:09:11.091
32	2	3:44.424	34.819	1:26.731	1:42.874	3.542	4.107	18.463	6.204	302.2	12:12	3:12:55.515
33	2	4:01.436 B	36.125	1:30.441	1:54.870		4.119	20.022		299.2	12:16	3:16:56.951
34	3	9:04.663	5:47.161	1:28.374	1:49.128	3.528		19.836	6.248	299.2	12:26	3:26:01.614
35	3	3:49.810	34.998	1:27.427	1:47.385	3.504	4.138	19.634	6.422	301.2	12:29	3:29:51.424
36	3	3:49.303	34.657	1:26.949	1:47.697	3.576	4.142	21.790	6.388	303.7	12:33	3:33:40.727
37	3	3:54.439 B	34.944	1:27.476	1:52.019		4.153	18.764		303.2	12:37	3:37:35.166
38	3	6:10.645	2:59.422	1:27.457	1:43.766	3.558		18.492	6.612	300.2	12:43	3:43:45.811
39	3	3:48.339	35.557	1:28.057	1:44.725	3.672	4.118	19.901	6.246	303.7	12:47	3:47:34.150
40	3	3:47.266	35.100	1:27.501	1:44.665	3.608	4.169	18.420	7.230	301.2	12:51	3:51:21.416
41	3	3:58.596 B	37.150	1:29.134	1:52.312		4.132	19.372		302.7	12:55	3:55:20.012

33		LEVEL 5 MOTORSPORTS		Joao BARBOSA		LM P2						
		Scott TUCKER		Christophe BOUCHUT								
1	1	12:02.427 B	7:37.383	1:53.263	2:31.781		32.511	216.8	09:12	12:02.427		
2	1	17:39.551 B	...	1:51.595	2:39.179		31.123	252.1	09:29	29:41.978		
3	1	2:12:37.645 B	...	1:46.868	2:16.951		28.596	260.7	11:42	2:42:19.623		
4	1	7:21.911	3:37.378	1:39.476	2:05.057	3.989		27.406	8.714	266.1	11:49	2:49:41.534
5	1	4:26.099	42.127	1:40.199	2:03.773	3.996	4.430	25.924	8.448	264.5	11:54	2:54:07.633
6	1	4:17.168	40.101	1:37.540	1:59.527	4.071	4.457	24.289	7.993	282.1	11:58	2:58:24.801
7	1	4:22.895 B	39.820	1:36.859	2:06.216		4.465	24.300		282.5	12:02	3:02:47.696
8	1	12:36.296	8:53.915	1:38.777	2:03.604	3.972		27.021	8.014	279.9	12:15	3:15:23.992
9	1	4:15.913	40.971	1:36.322	1:58.620	3.965	4.429	24.163	7.712	282.5	12:19	3:19:39.905
10	1	4:12.190	38.935	1:35.919	1:57.336	3.846	4.416	23.473	8.002	280.8	12:23	3:23:52.095
11	1	4:28.276 B	39.084	1:36.481	2:12.711		4.410	23.859		281.7	12:28	3:28:20.371
12	1	11:09.461	7:34.415	1:37.346	1:57.700	3.809		24.450	7.300	262.2	12:39	3:39:29.832
13	1	4:11.948	38.865	1:36.555	1:56.528	3.938	4.404	23.099	7.486	281.7	12:43	3:43:41.780
14	1	4:12.025	39.802	1:36.719	1:55.504	3.906	4.454	22.760	7.197	279.5	12:47	3:47:53.805
15	1	4:10.063	39.412	1:35.911	1:54.740	3.953	4.448	22.512	7.278	277.4	12:52	3:52:03.868
16	1	4:10.615	38.541	1:36.214	1:55.860	3.894	4.464	22.961	7.191	277.8	12:56	3:56:14.483
17	1	4:10.385	38.346	1:35.805	1:56.234	4.348	4.443	22.814	7.720	279.1	13:00	4:00:24.868

34		LEVEL 5 MOTORSPORTS		Joao BARBOSA		LM P2						
		Scott TUCKER		Christophe BOUCHUT								
1	2	7:56.385 B	3:54.515	1:47.282	2:14.588		27.538	216.3	09:07	7:56.385		
2	2	14:45.699	...	1:36.328	1:57.296	3.731		24.351	7.890	251.4	09:22	22:42.084
3	2	4:03.584	38.639	1:32.663	1:52.282	3.734	4.226	22.255	7.209	294.9	09:26	26:45.668
4	2	4:11.977 B	39.460	1:33.830	1:58.687		4.233	21.581		295.3	09:30	30:57.645
5	2	15:50.147 B	...	1:33.334	2:02.625			23.582		296.8	09:46	46:47.792
6	2	10:35.004	7:12.252	1:32.129	1:50.623	3.636		21.424	7.058	295.3	09:57	57:22.796
7	2	3:56.546	37.293	1:31.189	1:48.064	3.633	4.192	20.721	6.745	296.8	10:01	1:01:19.342
8	2	4:06.363 B	38.362	1:31.652	1:56.349		4.188	20.602		293.9	10:05	1:05:25.705
9	2	13:05.960	9:44.607	1:31.895	1:49.458	3.699		21.151	6.963	297.3	10:18	1:18:31.665
10	2	3:53.108	36.693	1:30.002	1:46.413	3.618	4.224	20.189	6.495	298.2	10:22	1:22:24.773
11	2	4:59.243 B	43.748	2:10.379	2:05.116		4.209	23.622		152.9	10:27	1:27:24.016
12	2	38:17.983	...	1:35.225	1:51.508	3.689		21.948	7.011	280.4	11:05	2:05:41.999
13	2	4:07.295 B	38.015	1:33.032	1:56.248		4.212	20.633		285.2	11:09	2:09:49.294
14	2	8:15.300	4:54.532	1:30.811	1:49.957	3.597		20.827	7.205	300.2	11:18	2:18:04.594
15	2	3:53.555	36.628	1:29.564	1:47.363	3.634	4.201	20.600	6.635	302.2	11:21	2:21:58.149
16	2	3:51.524	36.083	1:30.087	1:45.354	3.600	4.200	19.243	6.466	301.7	11:25	2:25:49.673



24H DU MANS

TEST DAY

Free Practice 1

Sector Analysis

Personal Best Session Best B Crossing the finish line in pit lane

Lap	D	Time	Sector 1	Sector 2	Sector 3	T6	T7	Porsche	Ford	T. Spd	Hour	Elapsed
17	2	3:50.805	36.244	1:29.119	1:45.442	3.615	4.202	19.254	6.541	299.7	11:29	2:29:40.478
18	2	4:03.620B	37.202	1:30.358	1:56.060		4.191	21.158		300.2	11:33	2:33:44.098
19	3	8:59.015	5:26.585	1:36.366	1:56.064	3.792		23.801	7.620	259.3	11:42	2:42:43.113
20	3	4:07.779B	37.562	1:31.026	1:59.191		4.270	20.868		297.7	11:46	2:46:50.892
21	3	9:38.773	6:17.815	1:31.468	1:49.490	3.760		20.289	6.932	295.3	11:56	2:56:29.665
22	3	4:02.628B	37.062	1:30.069	1:55.497		4.266	19.875		297.7	12:00	3:00:32.293
23	3	14:54.442	...	1:32.881	1:51.833	3.752		21.147	6.980	272.0	12:15	3:15:26.735
24	3	4:05.040B	38.649	1:31.002	1:55.389		4.256	20.136		297.3	12:19	3:19:31.775
25	3	8:29.302	5:01.414	1:31.921	1:55.967	3.746		21.177	6.878	264.5	12:28	3:28:01.077
26	3	4:03.998B	36.979	1:29.746	1:57.273		4.274	20.312		299.2	12:32	3:32:05.075
27	3	8:27.193	5:07.114	1:31.075	1:49.004	3.637		19.875	7.674	290.2	12:40	3:40:32.268
28	3	4:07.388B	38.647	1:30.888	1:57.853		4.227	20.320		295.3	12:44	3:44:39.656
29	3	7:32.820	4:12.796	1:31.267	1:48.757	3.773		20.143	6.997	288.8	12:52	3:52:12.476
30	3	3:56.379	36.742	1:30.236	1:49.401	3.671	4.281	20.456	6.933	297.3	12:56	3:56:08.855
31	3	3:53.400	36.545	1:29.804	1:47.051	3.633	4.230	19.762	6.929	297.7	13:00	4:00:02.255

35

OAK RACING

Andrea BARLESI (R)  
Frederic DA ROCHA

Patrice LAFARGUE (R)

OAK PESCAROLO - JUDD BMW

LM P2

1	3	5:58.709B	1:13.971	2:08.002	2:36.736			30.603		155.7	09:05	5:58.709
2	3	8:50.601	4:43.098	1:48.983	2:18.520	4.377		30.350	8.938	260.4	09:14	14:49.310
3	3	4:33.035	44.614	1:40.437	2:07.984	4.189	4.440	27.993	8.408	236.1	09:19	19:22.345
4	3	4:24.875	42.126	1:38.377	2:04.372	4.130	4.411	25.912	8.472	299.2	09:23	23:47.220
5	3	4:36.787B	42.644	1:40.140	2:14.003		4.372	27.263		275.7	09:28	28:24.007
6	3	21:34.731	...	1:41.224	2:00.541	4.063		25.382	7.893	263.0	09:49	49:58.738
7	3	4:16.384	42.341	1:36.092	1:57.951	4.179	4.364	24.380	8.198	296.3	09:54	54:15.122
8	3	4:13.951	40.260	1:36.059	1:57.632	4.015	4.346	24.428	7.931	302.2	09:58	58:29.073
9	3	6:52.343B	39.711	1:52.697	4:19.935		4.283	44.132		300.2	10:05	1:05:21.416

36

RML

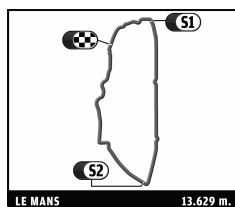
Tommy ERDOS  
Mike NEWTON

Ben COLLINS (R)

HONDA PERFORMANCE DEVELOPMENT ADV 01 D

LM P2

1	1	5:40.085B	1:31.442	1:49.732	2:18.911			28.404		192.5	09:05	5:40.085
2	1	17:02.497	...	1:36.955	1:59.276	3.747		24.175	7.916	214.0	09:22	22:42.582
3	1	4:08.199	39.296	1:33.910	1:54.993	3.865	4.261	22.765	7.477	282.1	09:26	26:50.781
4	1	5:38.216B	39.576	1:34.657	3:23.983		4.371	25.632		287.9	09:32	32:28.997
5	1	24:40.126	...	1:34.384	1:49.288	3.778		20.539	7.012	281.7	09:57	57:09.123
6	1	5:59.560B	43.065	2:06.665	3:09.830		4.277	34.679		188.2	10:03	1:03:08.683
7	1	33:47.058B	...	2:00.252	2:28.951			31.831		162.5	10:36	1:36:55.741
8	3	33:01.973	...	1:39.151	1:59.398	3.921		25.145	7.487	249.3	11:09	2:09:57.714
9	3	4:12.872	40.132	1:34.828	1:57.912	3.880	4.322	25.209	8.250	268.8	11:14	2:14:10.586
10	3	4:10.104	39.483	1:33.445	1:57.176	4.166	4.306	23.008	8.498	300.2	11:18	2:18:20.690
11	3	4:06.243	39.043	1:33.080	1:54.120	3.695	4.378	23.709	7.474	299.2	11:22	2:22:26.933
12	3	4:08.388	38.779	1:36.166	1:53.443	3.763	4.241	22.787	7.420	300.2	11:26	2:26:35.321
13	3	4:02.563	38.057	1:32.427	1:52.079	3.688	4.288	22.058	7.309	299.2	11:30	2:30:37.884
14	3	4:02.720	39.062	1:32.339	1:51.319	3.708	4.255	21.719	7.212	300.7	11:34	2:34:40.604
15	3	4:02.004	39.074	1:32.195	1:50.735	3.728	4.258	21.344	7.055	299.7	11:38	2:38:42.608
16	3	4:01.845	37.588	1:31.754	1:52.503	3.688	4.281	22.973	7.074	298.7	11:42	2:42:44.453
17	3	4:00.182	37.512	1:31.346	1:51.324	3.670	4.253	22.703	7.039	298.7	11:46	2:46:44.635
18	3	4:11.214B	37.167	1:31.742	2:02.305		4.235	21.412		297.7	11:50	2:50:55.849
19	3	10:45.864	7:21.846	1:33.280	1:50.738	3.788		21.036	7.087	297.3	12:01	3:01:41.713
20	3	3:58.844	37.592	1:31.922	1:49.330	3.704	4.322	20.515	6.894	298.2	12:05	3:05:40.557
21	3	3:56.647	37.082	1:30.904	1:48.661	3.798	4.278	20.507	6.727	300.7	12:09	3:09:37.204
22	3	4:11.355B	37.915	1:32.898	2:00.542		4.305	20.883		293.9	12:13	3:13:48.559
23	2	15:07.075	...	1:37.538	1:59.864	3.931		23.174	7.722	258.9	12:28	3:28:55.634
24	2	4:37.500	38.838	2:03.392	1:55.270	3.993	4.374	22.257	7.918	300.2	12:33	3:33:33.134
25	2	4:08.043	39.343	1:33.871	1:54.829	3.836	4.361	22.911	8.053	292.0	12:37	3:37:41.177
26	2	4:03.377	38.354	1:32.286	1:52.737	3.861	4.324	22.803	7.418	300.2	12:41	3:41:44.554
27	2	4:05.572	38.817	1:34.368	1:52.387	3.870	4.328	22.331	7.446	301.7	12:45	3:45:50.126



## 24H DU MANS

## TEST DAY

## Free Practice 1

## Sector Analysis

■ Personal Best
 ■ Session Best
 ■ B Crossing the finish line in pit lane

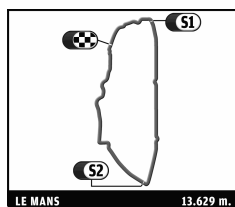
Lap	D	Time	Sector 1	Sector 2	Sector 3	T6	T7	Porsche	Ford	T. Spd	Hour	Elapsed
28	2	4:01.295	38.481	1:31.584	1:51.230	3.824	4.324	22.027	7.602	301.2	12:49	3:49:51.421
29	2	4:00.809	38.271	1:31.738	1:50.800	3.931	4.324	21.687	7.042	303.2	12:53	3:53:52.230
30	2	4:02.237	37.864	1:30.773	1:53.600	3.836	4.350	24.212	7.270	304.2	12:57	3:57:54.467
31	2	4:03.195	37.855	1:31.875	1:53.465	3.875	4.298	21.748	7.275	303.7	13:01	4:01:57.662

39	<b>PECOM RACING</b>		LOLA B11/40-JUDD BMW								
	Matias RUSSO		LM P2								
	Pierre KAFFER		Luis PEREZ-COMPANIC								

1	1	6:19.231 B	1:51.571	1:57.402	2:30.258			29.752		208.4	09:06	6:19.231
2	3	10:39.945	6:54.740	1:45.890	1:59.315	3.907		24.500	6.887	228.4	09:16	16:59.176
3	3	4:02.774	37.593	1:33.591	1:51.590	3.713	4.347	22.390	6.584	254.6	09:21	21:01.950
4	3	4:10.594 B	36.805	1:32.072	2:01.717		4.221	24.139		281.7	09:25	25:12.544
5	2	17:31.127	...	1:32.387	1:49.660	3.651		22.117	6.489	286.1	09:42	42:43.671
6	2	3:57.762	36.854	1:30.306	1:50.602	3.706	4.223	21.813	7.503	295.8	09:46	46:41.433
7	2	3:51.453	36.184	1:29.946	1:45.323	3.516	4.215	19.053	6.204	298.2	09:50	50:32.886
8	2	3:51.955	36.200	1:30.213	1:45.542	3.532	4.164	19.440	6.233	296.3	09:54	54:24.841
9	2	3:56.536	35.908	1:29.744	1:50.884	3.580	4.164	23.866	6.295	298.2	09:58	58:21.377
10	2	3:50.032	35.537	1:29.485	1:45.010	3.631	4.165	18.971	6.203	297.3	10:02	1:02:11.409
11	2	4:02.960 B	35.880	1:31.519	1:55.561		4.198	20.268		296.8	10:06	1:06:14.369
12	1	1:08:03.153	...	2:09.657	2:05.313	3.803		25.551	7.487	177.9	11:14	2:14:17.522
13	1	4:02.044	37.813	1:32.298	1:51.933	3.805	4.247	21.291	8.237	287.0	11:18	2:18:19.566
14	1	3:57.395	36.939	1:30.680	1:49.776	3.842	4.274	20.993	7.021	297.3	11:22	2:22:16.961
15	1	4:00.555	37.302	1:31.252	1:52.001	3.764	4.269	23.675	6.873	271.2	11:26	2:26:17.516
16	1	3:54.678	36.870	1:29.919	1:47.889	3.716	4.261	20.526	6.624	300.7	11:30	2:30:12.194
17	1	3:53.865	36.524	1:30.079	1:47.262	3.687	4.250	20.327	6.544	294.9	11:34	2:34:06.059
18	1	3:57.771	37.543	1:29.934	1:50.294	3.777	4.228	20.906	6.927	300.2	11:38	2:38:03.830
19	1	4:19.091 B	39.515	1:30.304	2:09.272		4.240	25.382		299.2	11:42	2:42:22.921
20	2	24:14.927	...	1:31.142	1:46.168	3.628		20.132	6.397	294.9	12:06	3:06:37.848
21	2	3:50.355	36.016	1:28.654	1:45.685	3.678	4.214	20.171	6.204	300.2	12:10	3:10:28.203
22	2	3:50.213	35.572	1:27.929	1:46.712	3.638	4.230	19.417	6.671	302.2	12:14	3:14:18.416
23	2	3:49.270	35.771	1:28.558	1:44.941	3.634	4.204	19.524	6.264	302.2	12:18	3:18:07.686
24	2	4:09.514 B	35.313	1:31.266	2:02.935		4.204	22.907		301.2	12:22	3:22:17.200
25	2	9:28.694	6:08.072	1:32.724	1:47.898	3.612		19.982	6.635	291.6	12:31	3:31:45.894
26	2	3:50.955	35.995	1:29.102	1:45.858	3.640	4.226	19.232	6.500	298.2	12:35	3:35:36.849
27	2	3:51.448	36.161	1:29.920	1:45.367	3.567	4.236	19.253	6.496	301.2	12:39	3:39:28.297
28	2	3:52.578	35.855	1:29.464	1:47.259	3.587	4.189	20.736	6.459	297.7	12:43	3:43:20.875
29	2	3:53.106	36.004	1:30.645	1:46.457	3.857	4.199	19.197	7.960	298.2	12:47	3:47:13.981
30	2	3:57.979	38.713	1:31.461	1:47.805	3.704	4.275	21.445	6.531	295.3	12:51	3:51:11.960
31	2	3:48.514	35.849	1:28.662	1:44.003	3.590	4.234	18.568	6.226	298.2	12:55	3:55:00.474
32	2	3:46.097	35.279	1:27.757	1:43.061	3.571	4.192	18.237	6.167	299.7	12:58	3:58:46.571
33	2	3:46.753	35.289	1:27.941	1:43.523	3.546	4.164	18.405	6.239	299.2	13:02	4:02:33.324

40	<b>RACE PERFORMANCE</b>		ORECA 03-JUDD BMW								
	Michel FREY		LM P2								
	Ralph MEICHTRY		Marc ROSTAN								

1	1	23:12.834 B	...	1:41.244	2:15.434			26.029		253.5	09:23	23:12.834
2	1	10:48.611	7:06.608	1:40.280	2:01.723	4.230		24.488	7.993	271.6	09:34	34:01.445
3	1	4:22.888 B	40.591	1:37.116	2:05.181		4.472	23.254		276.1	09:38	38:24.333
4	1	8:42.655	5:13.712	1:35.007	1:53.936	3.699		21.874	7.361	279.1	09:47	47:06.988
5	1	4:10.292	41.034	1:34.457	1:54.801	3.842	4.251	23.316	7.106	281.2	09:51	51:17.280
6	1	4:05.071	38.073	1:33.880	1:53.118	3.660	4.285	21.310	7.597	278.7	09:55	55:22.351
7	1	4:03.691	38.038	1:32.961	1:52.692	3.631	4.231	22.780	7.022	281.7	09:59	59:26.042
8	1	4:04.097	38.052	1:34.329	1:51.716	3.643	4.224	21.888	7.134	255.6	10:03	1:03:30.139
9	1	3:58.432	36.599	1:32.202	1:49.631	3.585	4.230	20.098	6.963	283.0	10:07	1:07:28.571
10	1	3:59.202	36.435	1:33.808	1:48.959	3.631	4.219	19.995	6.854	280.4	10:11	1:11:27.773
11	1	4:06.691 B	37.541	1:32.793	1:56.357		4.222	19.994		279.5	10:15	1:15:34.464
12	2	44:28.570	...	1:45.725	1:57.929	3.850		23.000	7.724	248.7	11:00	2:00:03.034
13	2	4:06.146	38.574	1:34.211	1:53.361	3.807	4.307	21.472	7.723	272.0	11:04	2:04:09.180
14	2	4:01.632	37.615	1:32.719	1:51.298	3.821	4.286	20.399	7.507	282.5	11:08	2:08:10.812



24H DU MANS

TEST DAY

Free Practice 1

Sector Analysis

■ Personal Best ■ Session Best B Crossing the finish line in pit lane

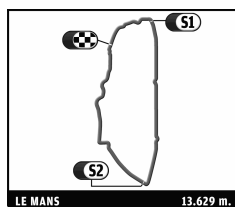
Lap	D	Time	Sector 1	Sector 2	Sector 3	T6	T7	Porsche	Ford	T. Spd	Hour	Elapsed
15	2	3:57.020	36.581	1:31.683	1:48.756	3.666	4.286	19.908	6.941	283.4	11:12	2:12:07.832
16	2	3:55.174	36.285	1:31.515	1:47.374	3.596	4.241	19.431	6.673	283.9	11:16	2:16:03.006
17	2	4:11.880B	36.095	1:31.889	2:03.896		4.212	20.721		284.3	11:20	2:20:14.886
18	2	12:54.761	9:33.960	1:32.619	1:48.182	3.651		19.492	7.024	286.5	11:33	2:33:09.647
19	2	3:53.704	36.782	1:30.760	1:46.162	3.593	4.230	18.973	6.744	287.0	11:37	2:37:03.351
20	2	4:00.607	35.672	1:30.133	1:54.802	3.719	4.213	25.375	7.455	289.3	11:41	2:41:03.958
21	2	3:54.705	36.131	1:30.202	1:48.372	3.621	4.251	20.730	6.854	287.9	11:44	2:44:58.663
22	2	3:53.045	36.214	1:30.171	1:46.660	3.620	4.193	19.573	6.802	287.4	11:48	2:48:51.708
23	2	3:54.926	37.281	1:30.557	1:47.088	3.655	4.197	18.881	6.720	287.0	11:52	2:52:46.634
24	2	4:05.233B	36.639	1:30.785	1:57.809		4.224	20.290		286.1	11:56	2:56:51.867
25	2	14:08.810	...	1:32.586	1:48.762	3.709		19.766	7.366	286.1	12:11	3:11:00.677
26	2	4:01.651	36.805	1:31.622	1:53.224	4.290	4.257	20.638	7.748	288.3	12:15	3:15:02.328
27	2	5:21.590	44.454	2:06.269	2:30.867	4.595	5.125	26.560	7.841	179.5	12:20	3:20:23.918
28	2	5:22.851	49.256	2:18.259	2:15.336	3.719	5.942	21.999	7.454	167.0	12:25	3:25:46.769
29	2	4:10.569B	36.710	1:30.789	2:03.070		4.260	22.610		287.0	12:29	3:29:57.338
30	3	14:53.005	...	1:39.878	1:58.411	3.811		23.731	7.638	257.8	12:44	3:44:50.343
31	3	4:08.521	40.922	1:34.515	1:53.084	3.727	4.258	22.745	7.560	289.3	12:48	3:48:58.864
32	3	4:03.442	39.023	1:32.632	1:51.787	3.645	4.256	21.919	7.121	288.3	12:53	3:53:02.306
33	3	4:00.553	38.465	1:31.355	1:50.733	3.657	4.187	22.350	7.060	292.5	12:57	3:57:02.859
34	3	3:59.034	37.934	1:31.405	1:49.695	3.656	4.190	21.688	6.962	291.1	13:01	4:01:01.893

**41** GREAVES MOTORSPORT ZYTEK NISSAN  
 Karim OJJEH Tom KIMBER-SMITH (R)  
 Gary CHALANDON Alex BRUNDLE (R) LM P2

1	3	20:01.334B	...	1:37.152	2:03.462			23.642		239.8	09:20	20:01.334
2	3	10:49.034	7:24.269	1:34.147	1:50.618	3.707		21.261	7.004	289.3	09:30	30:50.368
3	3	3:54.122	35.728	1:30.862	1:47.532	3.610	4.211	19.992	6.745	289.7	09:34	34:44.490
4	3	3:55.560	37.430	1:30.350	1:47.780	3.715	4.180	20.419	7.092	290.6	09:38	38:40.050
5	3	3:51.312	35.579	1:29.659	1:46.074	3.591	4.199	19.356	6.432	289.3	09:42	42:31.362
6	3	3:49.879	35.303	1:28.732	1:45.844	3.602	4.162	19.907	6.274	292.0	09:46	46:21.241
7	3	3:47.539	35.218	1:28.912	1:43.409	3.593	4.169	18.343	6.303	289.7	09:50	50:08.780
8	3	3:51.587	35.326	1:29.978	1:46.283	3.594	4.164		6.891	294.4	09:54	54:00.367
9	3	3:46.919	34.757	1:28.348	1:43.814	3.510	4.140	18.624	6.300	292.5	09:57	57:47.286
10	3	3:47.059	34.947	1:28.712	1:43.400	3.577	4.120	18.284	6.263	293.0	10:01	1:01:34.345
11	3	3:47.656	34.716	1:27.818	1:45.122	3.532	4.142	20.324	6.306	292.5	10:05	1:05:22.001
12	3	3:58.999B	35.175	1:30.340	1:53.484		4.121	18.911		292.0	10:09	1:09:21.000
13	3	11:05.289	7:49.375	1:32.021	1:43.893	3.505		18.618	6.337	293.0	10:20	1:20:26.289
14	3	3:59.361B	35.698	1:29.841	1:53.822		4.136	20.217		294.4	10:24	1:24:25.650
15	3	1:05:46.934	...	1:29.044	1:43.488	3.577		18.734	6.324	295.8	11:30	2:30:12.584
16	3	3:45.397	36.456	1:26.980	1:41.961	3.495	4.137	17.904	6.229	299.7	11:33	2:33:57.981
17	3	3:43.601	34.386	1:27.443	1:41.772	3.568	4.108	17.844	6.101	305.7	11:37	2:37:41.582
18	3	4:00.399B	35.076	1:29.765	1:55.558		4.145	21.725		297.7	11:41	2:41:41.981
19	1	6:38.303	3:16.361	1:32.158	1:49.784	3.794		20.581	7.529	294.9	11:48	2:48:20.284
20	1	3:57.038	37.029	1:31.348	1:48.661	3.759	4.235	19.468	7.586	299.7	11:52	2:52:17.322
21	1	3:52.485	37.475	1:29.322	1:45.688	3.749	4.203	18.701	6.978	298.2	11:56	2:56:09.807
22	1	3:50.999	36.132	1:29.682	1:45.185	3.657	4.233	18.797	6.780	297.7	12:00	3:00:00.806
23	1	3:51.393	36.785	1:28.474	1:46.134	3.715	4.194	19.445	6.898	299.2	12:03	3:03:52.199
24	1	3:49.370	36.060	1:28.752	1:44.558	3.731	4.193	18.735	6.634	298.2	12:07	3:07:41.569

**44** EXTREME LIMITE AM PARIS NORMA M200P - JUDD BMW  
 Fabien ROSIER (R) Jean-Rene DE FOURNOUX (R)  
 Phillippe HAEZEBROUCK (R) BEUVET LM P2

1	2	10:09.235B	5:47.143	1:49.173	2:32.919			30.564		229.3	09:10	10:09.235
2	2	10:33.607	6:38.334	1:44.199	2:11.074	4.188		27.727	8.994	206.0	09:20	20:42.842
3	2	4:38.385B	42.620	1:39.678	2:16.087		4.414	28.023		248.7	09:25	25:21.227
4	2	11:27.656	7:44.197	1:39.447	2:04.012	4.007		25.791	8.596	263.4	09:36	36:48.883
5	2	4:15.397	40.179	1:36.982	1:58.236	3.991	4.349	23.743	8.469	227.3	09:41	41:04.280
6	2	4:11.630	39.202	1:35.860	1:56.568	3.834	4.352	23.366	8.057	264.1	09:45	45:15.910
7	2	4:08.376	39.275	1:34.228	1:54.873	3.772	4.294	23.052	8.193	283.4	09:49	49:24.286



24H DU MANS

TEST DAY

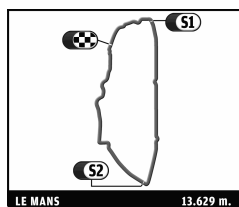
Free Practice 1

Sector Analysis

■ Personal Best ■ Session Best B Crossing the finish line in pit lane

Lap	D	Time	Sector 1	Sector 2	Sector 3	T6	T7	Porsche	Ford	T. Spd	Hour	Elapsed
8	2	4:07.901	38.822	1:34.370	1:54.709	3.938	4.280	22.830	7.851	281.7	09:53	53:32.187
9	2	4:10.340	38.250	1:35.181	1:56.909	3.891	4.338	24.075	7.747	283.0	09:57	57:42.527
10	2	4:20.497 B	38.332	1:35.261	2:06.904		4.328	23.376		245.0	10:02	1:02:03.024
11	2	5:30.523 B	1:45.183	1:36.783	2:08.557			23.976		273.6	10:07	1:07:33.547
12	2	18:37.679 B	...	2:08.503	2:28.832			28.958		165.8	10:26	1:26:11.226
13	3	12:35.419	8:07.957	2:04.468	2:22.994	4.917		30.532	8.830	175.5	10:38	1:38:46.645
14	3	4:55.420	48.829	1:53.213	2:13.378	4.636	4.950	28.069	8.438	193.3	10:43	1:43:42.065
15	3	4:39.454	45.272	1:45.302	2:08.880	4.363	4.789	26.909	8.561	218.8	10:48	1:48:21.519
16	3	4:34.931	44.261	1:43.019	2:07.651	4.454	4.663	26.590	8.274	245.3	10:52	1:52:56.450
17	3	4:46.028 B	48.716	1:45.156	2:12.156		4.736	25.701		226.5	10:57	1:57:42.478
18	2	7:54.580	4:10.007	1:43.989	2:00.584	3.977		24.589	7.719	214.2	11:05	2:05:37.058
19	2	4:17.290	41.170	1:38.264	1:57.856	3.835	4.389	23.693	7.565	257.1	11:09	2:09:54.348
20	2	4:18.483	40.568	1:39.370	1:58.545	3.921	4.374	23.257	8.305	248.7	11:14	2:14:12.831
21	2	4:10.143	41.349	1:35.727	1:53.067	3.775	4.368	22.071	6.984	257.1	11:18	2:18:22.974
22	2	4:14.669 B	38.729	1:34.225	2:01.715		4.338	23.541		281.7	11:22	2:22:37.643
23	1	21:22.877	...	1:42.952	2:00.475	3.719		25.328	7.998	222.3	11:44	2:44:00.520
24	1	4:09.886	38.581	1:34.517	1:56.788	3.699	4.335	23.248	7.331	270.0	11:48	2:48:10.406
25	1	4:03.497	37.885	1:33.073	1:52.539	3.656	4.305	21.846	7.092	283.9	11:52	2:52:13.903
26	1	4:03.873	37.800	1:33.209	1:52.864	3.685	4.294	22.468	6.980	270.8	11:56	2:56:17.776
27	1	4:03.860	37.509	1:33.807	1:52.544	3.661	4.299	21.898	7.134	280.4	12:00	3:00:21.636
28	1	4:02.220	37.455	1:32.845	1:51.920	3.585	4.283	21.859	6.808	281.2	12:04	3:04:23.856
29	1	4:00.561	37.031	1:32.837	1:50.693	3.626	4.254	20.924	6.931	282.5	12:08	3:08:24.417
30	1	4:02.144	37.833	1:32.268	1:52.043	3.586	4.254	20.497	6.825	283.4	12:12	3:12:26.561
31	1	4:02.111	36.922	1:32.766	1:52.423	3.606	4.249	22.657	6.672	279.5	12:16	3:16:28.672
32	1	4:21.228 B	38.310	1:35.733	2:07.185		4.253	23.881		232.5	12:20	3:20:49.900
33	1	13:15.216	9:48.705	1:33.437	1:53.074	3.676		22.478	7.063	284.3	12:34	3:34:05.116
34	1	4:02.237	37.684	1:31.916	1:52.637	3.654	4.266	22.635	7.311	286.5	12:38	3:38:07.353
35	1	4:31.191 B	39.252	1:37.206	2:14.733		4.224	25.317		232.5	12:42	3:42:38.544
36	1	8:37.112	5:13.185	1:32.958	1:50.969	3.628		22.470	6.702	287.9	12:51	3:51:15.656
37	1	4:02.122	37.247	1:32.552	1:52.323	3.636	4.237	21.803	7.042	288.8	12:55	3:55:17.778
38	1	4:15.656 B	37.591	1:31.963	2:06.102		4.249	24.240		290.6	12:59	3:59:33.434

46		TDS RACING		ORECA 03-NISSAN								
		Mathias BECHE (R)		LM P2								
		Pierre THIRIET (R)		Jody FIRTH (R)								
1	1	10:29.661 B	6:26.079	1:46.693	2:16.889			28.180		239.8	09:10	10:29.661
2	1	6:36.220	2:54.369	1:41.297	2:00.554	4.040		25.405	8.038	261.9	09:17	17:05.881
3	1	4:14.232	41.120	1:36.034	1:57.078	3.923	4.293	24.148	7.560	285.6	09:21	21:20.113
4	1	4:09.787	39.610	1:34.021	1:56.156	3.815	4.262	23.219	7.396	285.2	09:25	25:29.900
5	1	4:05.189	38.708	1:34.059	1:52.422	3.803	4.239	22.324	7.210	283.0	09:29	29:35.089
6	1	4:02.682	37.462	1:32.905	1:52.315	3.853	4.224	22.169	7.553	287.0	09:33	33:37.771
7	1	4:17.981 B	38.071	1:35.009	2:04.901		4.235	22.144		279.5	09:37	37:55.752
8	1	10:40.057	7:13.399	1:34.747	1:51.911	3.737		22.190	7.113	281.7	09:48	48:35.809
9	1	4:00.748	37.274	1:33.614	1:49.860	3.692	4.221	21.354	7.011	285.6	09:52	52:36.557
10	1	3:55.532	36.318	1:30.851	1:48.363	3.576	4.205	21.535	6.676	285.6	09:56	56:32.089
11	1	3:58.274	37.278	1:30.362	1:50.634	3.627	4.170	21.236	6.916	287.4	10:00	1:00:30.363
12	1	4:04.761 B	36.681	1:30.390	1:57.690		4.183	21.727		287.9	10:04	1:04:35.124
13	3	16:09.517	...	1:38.980	1:58.459	4.068		23.851	8.077	272.0	10:20	1:20:44.641
14	3	4:32.940 B	41.756	1:46.279	2:04.905		4.330	23.235		192.5	10:25	1:25:17.581
15	3	31:53.339	...	1:40.457	1:54.867	4.114		22.322	7.472	273.6	10:57	1:57:10.920
16	3	4:04.307	39.786	1:33.717	1:50.804	3.841	4.346	21.020	7.108	288.3	11:01	2:01:15.227
17	3	3:58.911	37.679	1:32.719	1:48.513	3.796	4.266	20.496	7.002	289.3	11:05	2:05:14.138
18	3	3:59.321	38.392	1:33.226	1:47.703	3.756	4.227	20.153	6.905	282.1	11:09	2:09:13.459
19	3	3:57.623	37.545	1:30.913	1:49.165	3.722	4.232	21.448	6.834	290.6	11:13	2:13:11.082
20	3	3:54.901	36.849	1:32.012	1:46.040	3.665	4.222	19.641	6.630	290.6	11:17	2:17:05.983
21	3	3:51.169	36.229	1:29.661	1:45.279	3.733	4.196	19.334	6.555	291.6	11:20	2:20:57.152
22	3	3:52.589	36.848	1:30.411	1:45.330	3.812	4.198	19.069	6.556	290.2	11:24	2:24:49.741
23	3	3:58.405 B	35.810	1:29.097	1:53.498		4.241	19.078		287.4	11:28	2:28:48.146



24H DU MANS

TEST DAY

Free Practice 1

Sector Analysis

Personal Best Session Best B Crossing the finish line in pit lane

Lap	D	Time	Sector 1	Sector 2	Sector 3	T6	T7	Porsche	Ford	T. Spd	Hour	Elapsed
24	2	8:40.443	5:05.185	1:35.445	1:59.813	3.872		23.119	7.751	269.6	11:37	2:37:28.589
25	2	4:06.829	40.251	1:32.243	1:54.335	3.773	4.297	23.077	7.756	287.9	11:41	2:41:35.418
26	2	4:00.158	37.884	1:31.288	1:50.986	3.718	4.263	22.172	7.154	287.9	11:45	2:45:35.576
27	2	3:58.384	37.204	1:30.964	1:50.216	3.785	4.261	22.102	6.921	291.1	11:49	2:49:33.960
28	2	4:02.104	37.590	1:30.712	1:53.802	3.699	4.252	25.676	7.085	290.2	11:53	2:53:36.064
29	2	3:56.908	36.310	1:30.419	1:50.179	3.745	4.232	20.806	7.394	291.1	11:57	2:57:32.972
30	2	3:52.811	35.937	1:30.080	1:46.794	3.660	4.233	20.058	6.746	288.3	12:01	3:01:25.783
31	2	3:52.544	35.687	1:29.180	1:47.677	3.655	4.212	20.470	6.804	288.3	12:05	3:05:18.327
32	2	3:55.179	36.974	1:29.880	1:48.325	3.611	4.214	21.337	6.719	289.7	12:09	3:09:13.506
33	2	4:12.021 B	38.685	1:29.963	2:03.373		4.192	21.994		290.2	12:13	3:13:25.527
34	3	8:05.308	4:44.304	1:32.308	1:48.696	3.675		19.929	6.910	285.6	12:21	3:21:30.835
35	3	4:59.622	38.696	1:32.001	2:48.925	3.763	4.225	21.144	6.862	287.9	12:26	3:26:30.457
36	3	3:56.847	37.245	1:30.792	1:48.810	3.801	4.263	20.683	6.694	291.6	12:30	3:30:27.304
37	3	3:53.525	36.355	1:29.835	1:47.335	3.835	4.282	19.444	6.899	290.2	12:34	3:34:20.829
38	3	3:53.172	36.111	1:29.984	1:47.077	3.736	4.289	19.197	6.947	288.3	12:38	3:38:14.001
39	3	4:03.834 B	35.931	1:31.898	1:56.005		4.246	19.410		282.5	12:42	3:42:17.835
40	3	8:58.389	5:34.607	1:33.236	1:50.546	3.700		22.190	6.787	266.5	12:51	3:51:16.224
41	3	3:53.216	36.949	1:30.955	1:45.312	3.625	4.226	18.797	6.402	288.8	12:55	3:55:09.440
42	3	3:49.723	35.452	1:29.101	1:45.170	3.614	4.225	18.836	6.422	287.9	12:58	3:58:59.163
43	3	3:50.484	35.849	1:29.487	1:45.148	3.960	4.181	18.539	6.772	289.3	13:02	4:02:49.647

48

TEAM ORECA MATMUT

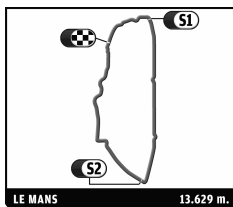
Alex PREMAT

Dominik KRAIHAMER (R)

ORECA 03-NISSAN

LM P2

1	3	5:26.413 B	1:27.272	1:43.102	2:16.039			25.561		235.2	09:05	5:26.413
2	3	10:10.037	6:31.582	1:37.916	2:00.539	4.003		25.546	7.920	277.4	09:15	15:36.450
3	3	4:02.676	37.699	1:33.188	1:51.789	3.818	4.248	22.538	6.967	295.3	09:19	19:39.126
4	3	3:59.174	36.273	1:31.448	1:51.453	3.696	4.200	22.397	6.980	286.5	09:23	23:38.300
5	3	4:09.406 B	36.994	1:31.297	2:01.115		4.163	20.499		294.9	09:27	27:47.706
6	3	9:52.148	6:28.905	1:33.691	1:49.552	3.716		22.441	6.846	261.1	09:37	37:39.854
7	3	3:50.773	36.506	1:29.660	1:44.607	3.602	4.169	19.238	6.607	299.7	09:41	41:30.627
8	3	3:48.310	35.283	1:28.318	1:44.709	3.574	4.126	19.951	6.561	297.7	09:45	45:18.937
9	3	3:48.825	35.834	1:29.041	1:43.950	3.600	4.127	18.837	6.497	295.8	09:49	49:07.762
10	3	3:47.487	34.828	1:28.475	1:44.184	3.588	4.134	19.307	6.438	295.8	09:52	52:55.249
11	3	3:48.001	35.826	1:28.496	1:43.679	3.587	4.132	18.570	6.394	295.8	09:56	56:43.250
12	3	3:59.944 B	35.146	1:27.961	1:56.837		4.137	19.419		298.7	10:00	1:00:43.194
13	3	4:17.992	57.589	1:28.797	1:51.606	3.612		22.003	6.749	295.8	10:05	1:05:01.186
14	3	3:50.321	35.200	1:29.589	1:45.532	3.594	4.140	19.006	6.599	287.4	10:08	1:08:51.507
15	3	4:06.048 B	35.174	1:28.521	2:02.353		4.136	21.083		296.8	10:12	1:12:57.555
16	3	13:40.416 B	9:40.809	1:51.780	2:07.827			23.611		200.8	10:26	1:26:37.971
17	1	47:52.390	...	1:45.748	1:56.904	3.739		24.614	7.261	221.0	11:14	2:14:30.361
18	1	4:04.392	38.797	1:31.559	1:54.036	3.637	4.203	24.388	7.187	296.8	11:18	2:18:34.753
19	1	3:58.303	37.644	1:30.502	1:50.157	3.842	4.160	20.990	7.350	272.4	11:22	2:22:33.056
20	1	3:58.505	36.822	1:31.379	1:50.304	3.679	4.222	22.766	6.699	300.7	11:26	2:26:31.561
21	1	3:54.378	36.340	1:29.357	1:48.681	3.623	4.190	21.281	6.615	299.7	11:30	2:30:25.939
22	1	3:51.495	36.178	1:28.798	1:46.519	3.622	4.168	20.095	6.498	301.2	11:34	2:34:17.434
23	1	3:53.721	36.632	1:29.528	1:47.561	3.647	4.161	20.202	6.538	300.7	11:38	2:38:11.155
24	1	4:12.528 B	38.199	1:31.484	2:02.845		4.168	24.691		292.0	11:42	2:42:23.683
25	1	6:25.987	3:09.265	1:29.790	1:46.932	3.753		19.853	7.197	299.2	11:48	2:48:49.670
26	1	3:48.505	35.772	1:28.418	1:44.315	3.498	4.209	18.830	6.200	300.2	11:52	2:52:38.175
27	1	3:46.837	35.267	1:27.623	1:43.947	3.505	4.138	19.185	6.174	301.2	11:56	2:56:25.012
28	1	3:45.909	35.235	1:27.909	1:42.765	3.481	4.134	18.456	5.923	299.7	12:00	3:00:10.921
29	1	3:59.117 B	36.481	1:28.855	1:53.781		4.109	19.794		301.2	12:04	3:04:10.038
30	1	16:53.661	...	1:29.494	1:45.655	3.570		20.009	6.039	301.2	12:21	3:21:03.699
31	1	3:47.021	35.454	1:27.525	1:44.042	3.704	4.153	18.428	6.369	303.2	12:24	3:24:50.720
32	1	4:05.961 B	35.505	1:29.923	2:00.533		4.205	21.466		302.7	12:28	3:28:56.681
33	1	17:41.085	...	1:29.200	1:45.573	3.711		18.972	7.373	299.7	12:46	3:46:37.766
34	1	3:46.650	35.671	1:27.667	1:43.312	3.604	4.198	18.598	6.260	301.2	12:50	3:50:24.416



24H DU MANS

TEST DAY

Free Practice 1

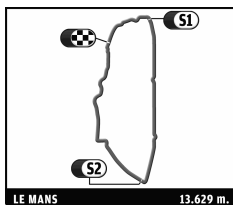
Sector Analysis

Personal Best Session Best B Crossing the finish line in pit lane

Lap	D	Time	Sector 1	Sector 2	Sector 3	T6	T7	Porsche	Ford	T. Spd	Hour	Elapsed
35	1	3:47.848	36.664	1:27.273	1:43.911	3.573	4.160	18.659	6.167	303.7	12:54	3:54:12.264
36	1	3:46.374	35.510	1:27.159	1:43.705	3.624	4.157	18.889	6.328	304.2	12:57	3:57:58.638
37	1	4:02.217 B	36.741	1:29.472	1:56.004		4.149	22.523		305.7	13:02	4:02:00.855

50		LARBRE COMPETITION		Tom MILLNER		LM GTE Am						
Olivier BERETTA		Jan MAGNUSSEN		Oliver GAVIN		CHEVROLET CORVETTE C6 - ZR1						
1	3	5:05.811 B	1:00.243	1:47.981	2:17.587		27.221	196.7	09:05	5:05.811		
2	3	7:24.614	3:41.468	1:41.154	2:01.992	4.114		24.469	7.833	242.7	09:12	12:30.425
3	3	4:16.508	40.723	1:38.126	1:57.659	3.963	4.572	23.036	7.211	270.8	09:16	16:46.933
4	3	4:12.563	39.639	1:37.098	1:55.826	3.885	4.536	22.362	7.020	283.9	09:20	20:59.496
5	3	4:10.461	38.610	1:35.967	1:55.884	3.822	4.504	23.020	7.030	284.3	09:25	25:09.957
6	3	4:16.822 B	38.534	1:35.916	2:02.372		4.480	22.374		285.6	09:29	29:26.779
7	3	9:28.111	5:55.646	1:37.091	1:55.374	3.848		22.659	6.948	284.3	09:38	38:54.890
8	3	4:09.202	38.726	1:36.169	1:54.307	3.845	4.499	21.906	6.940	287.9	09:43	43:04.092
9	3	4:08.866	38.542	1:36.361	1:53.963	3.927	4.475	21.858	6.873	284.7	09:47	47:12.958
10	3	4:11.104	39.480	1:36.534	1:55.090	3.880	4.532	22.109	7.175	277.4	09:51	51:24.062
11	3	4:19.487 B	39.948	1:36.443	2:03.096		4.513	22.621		283.0	09:55	55:43.549
12	2	7:47.878	4:06.079	1:42.009	1:59.790	3.931		23.625	7.530	252.8	10:03	1:03:31.427
13	2	4:13.087	40.065	1:36.887	1:56.135	3.866	4.527	23.139	7.118	282.1	10:07	1:07:44.514
14	2	4:10.089	39.299	1:36.258	1:54.532	3.830	4.510	22.222	6.939	282.5	10:11	1:11:54.603
15	2	4:10.299	39.208	1:36.210	1:54.881	3.885	4.491	22.133	7.084	283.0	10:16	1:16:04.902
16	2	4:18.104 B	39.563	1:36.256	2:02.285		4.516	22.518		283.0	10:20	1:20:23.006
17	2	7:22.953 B	3:07.018	1:57.965	2:17.970			26.489		170.4	10:27	1:27:45.959
18	2	49:04.202	...	1:42.203	2:00.474	3.875		24.190	7.250	235.5	11:16	2:16:50.161
19	2	4:04.853	38.939	1:34.576	1:51.338	3.771	4.495	20.758	6.616	286.1	11:20	2:20:55.014
20	2	4:08.082	39.150	1:35.505	1:53.427	3.823	4.470	21.544	7.011	288.8	11:25	2:25:03.096
21	2	4:06.713	38.341	1:34.647	1:53.725	3.961	4.504	21.740	6.785	286.1	11:29	2:29:09.809
22	2	4:18.784 B	40.733	1:34.918	2:03.133		4.563	22.705		287.0	11:33	2:33:28.593
23	2	6:27.662	2:53.626	1:35.760	1:58.276	3.863		24.098	8.054	286.1	11:39	2:39:56.255
24	2	4:05.370	38.929	1:34.343	1:52.098	3.768	4.505	21.253	6.695	286.1	11:44	2:44:01.625
25	2	4:04.966	38.585	1:34.368	1:52.013	3.840	4.448	20.978	6.673	288.3	11:48	2:48:06.591
26	2	4:11.057	40.979	1:35.343	1:54.735	3.813	4.501	21.635	7.415	286.1	11:52	2:52:17.648
27	2	4:13.459 B	39.973	1:34.480	1:59.006		4.480	21.358		290.6	11:56	2:56:31.107
28	4	8:54.093	5:16.753	1:39.089	1:58.251	3.896		23.464	7.035	279.1	12:05	3:05:25.200
29	4	4:10.301	39.708	1:36.302	1:54.291	3.892	4.542	22.076	6.801	286.1	12:09	3:09:35.501
30	4	4:12.796	39.253	1:37.861	1:55.682	3.827	4.526	22.174	6.821	287.4	12:13	3:13:48.297
31	4	4:07.259	39.159	1:35.329	1:52.771	3.865	4.531	21.274	6.559	285.6	12:17	3:17:55.556
32	4	4:18.950 B	40.743	1:36.030	2:02.177		4.523	21.638		285.6	12:22	3:22:14.506
33	2	23:19.834	...	1:38.499	1:54.122	3.841		21.984	6.650	275.7	12:45	3:45:34.340
34	2	4:07.210	39.020	1:34.663	1:53.527	3.827	4.521	21.550	6.541	287.4	12:49	3:49:41.550
35	2	4:05.927	38.810	1:35.068	1:52.049	3.757	4.512	21.377	6.431	286.5	12:53	3:53:47.477
36	2	4:15.705 B	38.460	1:34.448	2:02.797		4.476	23.190		292.0	12:58	3:58:03.182

51		AF CORSE		Toni VILANDER		LM GTE Pro						
Giancarlo FISICHELLA		Gianmaria BRUNI		FERRARI 458 ITALIA								
1	1	28:05.115	...	1:40.788	2:01.886	3.989		25.471	7.456	238.6	09:28	28:05.115
2	1	4:11.096	39.707	1:35.917	1:55.472	3.914	4.534	23.346	6.701	282.1	09:32	32:16.211
3	1	4:06.925	38.621	1:35.115	1:53.189	3.846	4.512	22.457	6.517	282.1	09:36	36:23.136
4	1	4:15.549 B	38.493	1:34.873	2:02.183		4.479	21.923		282.5	09:40	40:38.685
5	1	11:04.263	7:33.064	1:37.623	1:53.576	4.005		21.680	6.959	277.0	09:51	51:42.948
6	1	4:04.922	38.231	1:34.589	1:52.102	4.047	4.549	21.230	6.780	282.5	09:55	55:47.870
7	1	4:04.069	38.392	1:34.501	1:51.176	3.747	4.579	21.206	6.473	284.3	09:59	59:51.939
8	1	4:16.683 B	38.393	1:34.416	2:03.874		4.440	22.389		285.2	10:04	1:04:08.622
9	1	20:19.457	...	1:39.003	1:55.047	3.988		21.647	7.461	240.8	10:24	1:24:28.079
10	1	4:47.594 B	49.621	1:46.303	2:11.670		4.587	23.313		224.2	10:29	1:29:15.673
11	1	45:40.415	...	1:36.727	1:54.356	3.918		21.870	6.749	274.1	11:14	2:14:56.088
12	1	4:05.808	38.527	1:34.931	1:52.350	3.835	4.541	21.361	6.526	288.3	11:19	2:19:01.896



24H DU MANS

TEST DAY

Free Practice 1

Sector Analysis

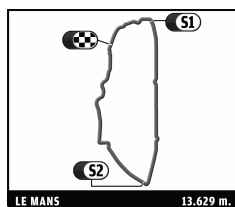
■ Personal Best ■ Session Best ■ Crossing the finish line in pit lane

Lap	D	Time	Sector 1	Sector 2	Sector 3	T6	T7	Porsche	Ford	T. Spd	Hour	Elapsed
13	1	4:16.752B	39.904	1:34.910	2:01.938		4.498	22.002		287.0	11:23	2:23:18.648
14	1	12:04.828	8:37.281	1:35.201	1:52.346	3.811		21.625	6.693	274.5	11:35	2:35:23.476
15	1	4:19.198B	38.326	1:34.077	2:06.795		4.510	25.837		288.3	11:39	2:39:42.674
16	1	12:14.259	8:45.873	1:35.663	1:52.723	3.815		21.331	6.719	277.4	11:51	2:51:56.933
17	1	4:04.576	38.010	1:34.084	1:52.482	3.777	4.501	21.240	7.042	289.3	11:56	2:56:01.509
18	1	4:07.944	38.410	1:36.348	1:53.186	3.803	4.463	21.485	6.834	287.4	12:00	3:00:09.453
19	1	4:03.322	38.625	1:34.005	1:50.692	3.788	4.472	20.689	6.461	287.9	12:04	3:04:12.775
20	1	4:02.949	37.835	1:34.249	1:50.865	3.771	4.481	20.758	6.342	285.6	12:08	3:08:15.724
21	1	4:13.404B	37.748	1:33.770	2:01.886		4.464	21.658		286.5	12:12	3:12:29.128
22	1	6:35.614	3:05.962	1:35.603	1:54.049	3.832		21.464	7.298	277.8	12:19	3:19:04.742
23	1	4:05.566	38.703	1:34.729	1:52.134	3.904	4.504	21.049	6.762	283.4	12:23	3:23:10.308
24	1	4:07.789	38.195	1:34.646	1:54.948	3.869	4.541	23.232	6.941	285.6	12:27	3:27:18.097
25	1	4:02.477	38.056	1:33.576	1:50.845	3.789	4.512	20.692	6.374	286.5	12:31	3:31:20.574
26	1	4:13.463B	38.519	1:33.863	2:01.081		4.475	22.422		287.0	12:35	3:35:34.037
27	2	14:08.616	...	1:35.607	1:51.597	3.819		21.195	6.505	283.9	12:49	3:49:42.653
28	2	4:03.778	38.172	1:34.094	1:51.512	3.752	4.495	20.922	6.448	288.3	12:53	3:53:46.431
29	2	4:05.286	38.049	1:34.322	1:52.915	3.729	4.489	22.571	6.545	285.6	12:57	3:57:51.717
30	2	4:16.964B	38.067	1:35.082	2:03.815		4.453	21.663		283.9	13:02	4:02:08.681

52 AF CORSE												FERRARI F430
Michele RUGOLO (R)												LM GTE Am
1	1	24:14.002	...	1:48.275	2:14.098	4.124		29.269	8.065	239.5	09:24	24:14.002
2	1	4:29.898	43.166	1:41.730	2:05.002	3.954	4.597	26.923	7.635	260.0	09:28	28:43.900
3	1	4:36.972B	41.748	1:40.146	2:15.078		4.518	27.215		259.6	09:33	33:20.872
4	1	12:03.744	8:20.592	1:42.071	2:01.081	3.984		25.293	7.810	255.6	09:45	45:24.616
5	1	4:19.411	40.302	1:39.587	1:59.522	3.879	4.508	23.935	7.456	252.1	09:49	49:44.027
6	1	4:20.779	40.253	1:40.832	1:59.694	3.909	4.462		7.307	251.8	09:54	54:04.806
7	1	4:19.278	39.951	1:38.670	2:00.657	3.898	4.466	25.138	7.153	256.7	09:58	58:24.084
8	1	4:18.622	39.610	1:38.837	2:00.175	3.886	4.460	24.653	7.389	250.7	10:02	1:02:42.706
9	1	4:16.139	39.705	1:38.801	1:57.633	3.858	4.472	23.371	7.321	250.4	10:06	1:06:58.845
10	1	4:14.028	39.316	1:37.800	1:56.912	3.832	4.449	23.308	7.052	253.5	10:11	1:11:12.873
11	1	4:13.921	39.081	1:38.277	1:56.563	3.869	4.447	23.053	7.116	253.9	10:15	1:15:26.794
12	1	4:29.986B	41.119	1:39.382	2:09.485		4.452	24.093		250.4	10:19	1:19:56.780

55 BMW MOTORSPORT												BMW M3 GT
Augusto FARFUS		Dirk WERNER										LM GTE Pro
Jörg MULLER												
1	1	5:09.361	1:05.731	1:50.718	2:12.912	4.155		27.243	8.695	179.1	09:05	5:09.361
2	1	4:32.943B	41.973	1:40.452	2:10.518		4.629	25.691		260.4	09:09	9:42.304
3	1	28:53.652	...	1:40.340	1:57.694	3.803		23.447	7.360	223.4	09:38	38:35.956
4	1	4:08.556	38.953	1:35.371	1:54.232	3.823	4.459	22.485	6.918	288.8	09:42	42:44.512
5	1	4:06.658	38.703	1:34.978	1:52.977	3.814	4.442	21.924	6.665	287.0	09:46	46:51.170
6	1	4:14.532B	38.918	1:34.314	2:01.300		4.448	22.585		287.4	09:51	51:05.702
7	2	13:21.173	9:47.372	1:37.769	1:56.032	3.726		23.602	7.130	267.6	10:04	1:04:26.875
8	2	4:09.500	38.108	1:39.423	1:51.969	3.778	4.437	21.370	6.554	232.5	10:08	1:08:36.375
9	2	4:09.729	37.910	1:36.569	1:55.250	3.688	4.489	23.505	6.573	282.1	10:12	1:12:46.104
10	2	4:06.935	37.791	1:34.841	1:54.303	3.706	4.420	22.355	6.764	277.8	10:16	1:16:53.039
11	2	4:08.723	40.233	1:35.873	1:52.617	3.759	4.430	21.394	6.693	283.0	10:21	1:21:01.762
12	2	4:30.702B	40.588	1:44.847	2:05.267		4.456	23.697		200.6	10:25	1:25:32.464
13	3	15:39.723B	...	1:56.008	2:28.238			32.244		184.6	10:41	1:41:12.187
14	3	19:42.075	...	1:43.443	2:05.743	4.106		26.521	8.284	246.3	11:00	2:00:54.262
15	3	4:16.631	40.832	1:37.169	1:58.630	3.946	4.590	23.987	8.596	269.2	11:05	2:05:10.893
16	3	4:13.623	39.550	1:37.990	1:56.083	3.977	4.505	23.180	7.171	257.8	11:09	2:09:24.516
17	3	4:09.855	39.218	1:36.252	1:54.385	3.828	4.528	22.644	6.979	273.2	11:13	2:13:34.371
18	3	4:10.391	40.021	1:35.615	1:54.755	3.827	4.460	22.519	7.209	264.9	11:17	2:17:44.762
19	3	4:23.911B	40.763	1:37.122	2:06.026		4.458	24.196		261.9	11:22	2:22:08.673
20	3	14:33.308	...	1:36.683	1:55.872	3.837		22.820	6.873	267.2	11:36	2:36:41.981
21	3	4:09.857	38.806	1:35.252	1:55.799	3.754	4.504	24.357	6.787	284.7	11:40	2:40:51.838





24H DU MANS

TEST DAY

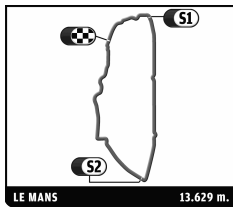
Free Practice 1

Sector Analysis

Personal Best Session Best B Crossing the finish line in pit lane

Lap	D	Time	Sector 1	Sector 2	Sector 3	T6	T7	Porsche	Ford	T. Spd	Hour	Elapsed
22	3	4:05.928	38.106	1:34.453	1:53.369	3.771	4.478	22.206	6.783	286.5	11:44	2:44:57.766
23	3	4:13.314 <b>B</b>	38.363	1:34.324	2:00.627		4.475	22.288		287.4	11:49	2:49:11.080
24	3	24:40.517	...	1:37.185	1:54.901	3.720		22.194	6.591	277.8	12:13	3:13:51.597
25	3	4:09.336	38.097	1:34.481	1:56.758	3.752	4.451	22.328	6.472	286.1	12:18	3:18:00.933
26	3	4:06.336	<b>37.774</b>	1:34.789	1:53.773	3.933	4.448	21.641	7.371	287.9	12:22	3:22:07.269
27	3	4:17.721 <b>B</b>	39.299	1:34.609	2:03.813		4.564	21.813		284.7	12:26	3:26:24.990
28	3	10:40.597	7:11.330	1:34.860	1:54.407	3.759		21.688	7.833	284.3	12:37	3:37:05.587
29	3	4:12.678 <b>B</b>	37.981	<b>1:33.606</b>	2:01.091		4.462	21.113		287.9	12:41	3:41:18.265
30	2	8:50.706	5:20.459	1:36.064	1:54.183	3.670		21.891	6.659	268.8	12:50	3:50:08.971
31	2	4:09.485	37.881	1:38.159	1:53.445	3.647	4.435	21.682	7.272	287.4	12:54	3:54:18.456
32	2	<b>4:05.314</b>	37.805	1:34.150	1:53.359	3.745	4.425	21.495	7.801	288.8	12:58	3:58:23.770
33	2	4:17.249 <b>B</b>	38.984	1:34.364	2:03.901		4.441	22.478		288.3	13:02	4:02:41.019

56		BMW MOTORSPORT										BMW M3 GT	
		Andy PRIAULX										LM GTE Pro	
		Joey HAND (R)											
		Dirk MULLER											
1	1	5:32.190	1:33.503	1:49.619	2:09.068	4.067		26.059	7.917	179.6	09:05	5:32.190	
2	1	4:30.616 <b>B</b>	40.574	1:42.369	2:07.673		4.578	24.496		263.4	09:10	10:02.806	
3	1	9:26.053	5:53.633	1:37.126	1:55.294	3.829		22.921	6.885	272.0	09:19	19:28.859	
4	1	4:09.910	39.668	1:35.931	1:54.311	3.844	4.454	22.401	7.015	285.2	09:23	23:38.769	
5	1	4:11.319	38.698	1:35.491	1:57.130	4.025	4.456	22.674	7.312	279.5	09:27	27:50.088	
6	1	4:21.049 <b>B</b>	38.657	1:36.395	2:05.997		4.537	22.327		279.9	09:32	32:11.137	
7	3	10:31.443	6:51.888	1:39.464	2:00.091	4.007		24.647	7.598	251.4	09:42	42:42.580	
8	3	4:12.891	40.884	1:36.645	1:55.362	3.901	4.519	22.760	7.046	266.5	09:46	46:55.471	
9	3	4:10.620	39.418	1:36.451	1:54.751	3.912	4.479	22.455	6.974	279.1	09:51	51:06.091	
10	3	4:09.450	39.086	1:36.473	1:53.891	3.941	4.479	22.047	7.002	268.8	09:55	55:15.541	
11	3	4:08.712	39.187	1:35.242	1:54.283	3.842	4.494	22.305	6.921	286.5	09:59	59:24.253	
12	3	4:10.059	39.517	1:35.418	1:55.124	3.851	4.455	22.727	7.415	284.3	10:03	1:03:34.312	
13	3	4:11.383	39.473	1:36.351	1:55.559	3.936	4.458	23.355	7.297	280.8	10:07	1:07:45.695	
14	3	4:18.814 <b>B</b>	39.501	1:36.026	2:03.287		4.485	23.124		286.5	10:12	1:12:04.509	
15	3	6:15.179	2:43.229	1:36.586	1:55.364	3.939		22.713	7.404	284.3	10:18	1:18:19.688	
16	3	4:11.010	39.333	1:36.205	1:55.472	3.913	4.509	22.891	7.352	261.1	10:22	1:22:30.698	
17	3	4:47.514 <b>B</b>	43.889	1:50.733	2:12.892		4.503	28.068		193.6	10:27	1:27:18.212	
18	3	14:28.215	...	1:43.708	2:03.468	4.360		26.531	8.149	225.3	10:41	1:41:46.427	
19	3	4:22.797	43.907	1:39.484	1:59.406	4.354	4.654	24.241	8.256	255.3	10:46	1:46:09.224	
20	3	4:18.035	41.848	1:37.857	1:58.330	4.040	4.640	24.406	7.654	277.8	10:50	1:50:27.259	
21	3	4:19.027	40.679	1:41.423	1:56.925	3.968	4.555	23.321	7.525	284.3	10:54	1:54:46.286	
22	3	4:13.510	40.557	1:37.254	1:55.699	3.955	4.533	22.821	7.316	274.1	10:58	1:58:59.796	
23	3	4:22.466 <b>B</b>	40.601	1:38.478	2:03.387		4.521	23.247		252.4	11:03	2:03:22.262	
24	2	10:36.530	6:57.260	1:40.395	1:58.875	3.875		23.641	7.252	243.0	11:13	2:13:58.792	
25	2	4:08.414	39.237	1:34.940	1:54.237	3.816	4.499	21.834	6.615	287.4	11:18	2:18:07.206	
26	2	4:06.120	38.328	1:34.159	1:53.633	3.833	4.482	21.467	6.870	290.6	11:22	2:22:13.326	
27	2	4:20.159 <b>B</b>	39.939	1:37.436	2:02.784		4.475	22.557		227.9	11:26	2:26:33.485	
28	2	25:00.248	...	1:36.190	1:53.364	3.762		21.693	6.737	280.8	11:51	2:51:33.733	
29	2	4:05.850	38.047	1:34.444	1:53.359	3.774	4.476	21.502	7.092	283.0	11:55	2:55:39.583	
30	2	4:12.145 <b>B</b>	38.340	1:34.118	1:59.687		4.467	21.423		286.5	11:59	2:59:51.728	
31	2	9:50.925	6:22.738	1:35.729	1:52.458	3.730		21.504	6.657	267.6	12:09	3:09:42.653	
32	2	4:06.814	38.081	1:34.110	1:54.623	3.799	4.454	21.516	7.102	274.5	12:13	3:13:49.467	
33	2	4:14.879 <b>B</b>	39.249	1:34.701	2:00.929		4.483	21.425		285.6	12:18	3:18:04.346	
34	1	9:07.220	5:30.826	1:35.435	2:00.959	3.818		22.451	6.624	279.9	12:27	3:27:11.566	
35	1	4:07.355	38.294	1:34.347	1:54.714	3.913	4.491	21.469	6.817	285.6	12:31	3:31:18.921	
36	1	4:13.499 <b>B</b>	38.208	1:34.076	2:01.215		4.593	23.163		287.0	12:35	3:35:32.420	
37	1	6:09.169	2:41.350	1:35.082	1:52.737	3.703		21.693	6.888	281.7	12:41	3:41:41.589	
38	1	4:11.039 <b>B</b>	38.242	1:34.158	1:58.639		4.452	22.033		287.0	12:45	3:45:52.628	
39	1	5:45.884	2:19.554	1:34.099	<b>1:52.231</b>	3.729		21.718	6.594	286.1	12:51	3:51:38.512	
40	1	4:08.090	38.041	1:36.760	1:53.289	3.840	4.459	21.432	6.659	287.0	12:55	3:55:46.602	
41	1	<b>4:04.045</b>	<b>38.024</b>	<b>1:33.772</b>	1:52.249	3.894	4.492	21.316	6.714	287.0	12:59	3:59:50.647	
42	1	4:19.765 <b>B</b>	39.378	1:34.840	2:05.547		4.542	22.677		283.0	13:04	4:04:10.412	



24H DU MANS

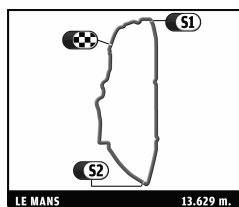
TEST DAY

Free Practice 1

Sector Analysis

Personal Best Session Best B Crossing the finish line in pit lane

Lap	D	Time	Sector 1	Sector 2	Sector 3	T6	T7	Porsche	Ford	T. Spd	Hour	Elapsed	
<b>58</b>		<b>LUXURY RACING</b>										FERRARI 458 ITALIA	
		Anthony BELTOISE (R)	Jean-Denis DELETRAZ (R)										LM GTE Pro
		François JAKUBOWSKI (R)	Jaime MELO										
1	1	24:42.981	...	1:39.079	2:00.781	3.955		25.596	7.293	275.7	09:24	24:42.981	
2	1	4:14.805	39.966	1:37.056	1:57.783	3.824	4.511	24.592	7.118	283.4	09:28	28:57.786	
3	1	4:12.090	38.901	1:36.813	1:56.376	3.817	4.450	23.886	7.141	287.4	09:33	33:09.876	
4	1	4:09.980	38.886	1:35.744	1:55.350	3.807	4.445	23.433	7.056	286.5	09:37	37:19.856	
5	1	4:08.641	39.028	1:35.424	1:54.189	3.790	4.443	22.754	6.874	285.6	09:41	41:28.497	
6	1	4:17.294 <b>B</b>	39.324	1:36.005	2:01.965		4.430	22.758		285.6	09:45	45:45.791	
7	1	7:53.456 <b>B</b>	4:16.394	1:36.848	2:00.214			22.524		242.4	09:53	53:39.247	
8	1	5:15.309	1:45.950	1:35.309	1:54.050	3.751		22.379	7.005	285.2	09:58	58:54.556	
9	1	4:07.160	38.460	1:35.100	1:53.600	3.756	4.418	22.055	6.861	284.3	10:03	1:03:01.716	
10	1	4:09.983	39.278	1:35.134	1:55.571	3.777	4.416	23.110	6.981	284.7	10:07	1:07:11.699	
11	1	4:14.217 <b>B</b>	38.824	1:35.298	2:00.095		4.432	22.169		285.2	10:11	1:11:25.916	
12	1	11:02.299	7:31.569	1:36.004	1:54.726	3.808		22.728	6.805	279.9	10:22	1:22:28.215	
13	1	4:44.086 <b>B</b>	43.567	1:52.019	2:08.500		4.475	26.015		188.9	10:27	1:27:12.301	
14	2	52:15.986	...	1:47.597	2:14.098	4.268		27.879	8.983	205.8	11:19	2:19:28.287	
15	2	4:29.991	44.061	1:41.163	2:04.767	4.078	4.597	25.298	8.424	235.2	11:23	2:23:58.278	
16	2	4:26.995	43.573	1:39.294	2:04.128	4.101	4.556	25.883	7.867	258.9	11:28	2:28:25.273	
17	2	4:23.278	42.931	1:38.398	2:01.949	4.032	4.567	24.819	8.148	272.8	11:32	2:32:48.551	
18	2	4:25.059	43.768	1:38.841	2:02.450	4.084	4.533	25.110	7.912	274.9	11:37	2:37:13.610	
19	2	4:21.579	41.835	1:37.679	2:02.065	4.002	4.547	25.398	7.732	286.1	11:41	2:41:35.189	
20	2	4:28.637 <b>B</b>	41.451	1:37.462	2:09.724		4.527	24.584		287.0	11:46	2:46:03.826	
21	2	7:34.732	3:54.945	1:37.372	2:02.415	4.023		26.364	7.643	284.3	11:53	2:53:38.558	
22	2	4:17.609	41.164	1:36.859	1:59.586	4.353	4.558	23.443	8.076	286.5	11:57	2:57:56.167	
23	2	4:15.361	40.724	1:36.664	1:57.973	3.886	4.626	23.350	7.381	287.4	12:02	3:02:11.528	
24	2	4:13.961	40.493	1:36.406	1:57.062	3.863	4.486	23.127	7.374	286.5	12:06	3:06:25.489	
25	2	4:13.487	40.417	1:36.009	1:57.061	3.914	4.482	23.218	7.352	286.5	12:10	3:10:38.976	
26	2	4:25.816 <b>B</b>	40.875	1:37.265	2:07.676		4.506	23.442		285.2	12:15	3:15:04.792	
27	3	10:04.577	6:24.355	1:39.225	2:00.997	3.965		24.882	7.667	272.8	12:25	3:25:09.369	
28	3	4:19.188	40.393	1:37.121	2:01.674	3.996	4.525	23.978	7.454	287.0	12:29	3:29:28.557	
<b>59</b>		<b>LUXURY RACING</b>										FERRARI 458 ITALIA	
		Frédéric MAKOWIECKI (R)	Jean-Denis DELETRAZ (R)										LM GTE Pro
			Jaime MELO										
1	4	24:23.728 <b>B</b>	...	1:44.248	2:08.667			24.295		237.0	09:24	24:23.728	
2	4	16:17.981	...	1:37.089	1:54.754	3.814		22.237	6.916	280.4	09:40	40:41.709	
3	4	4:05.719	38.641	1:34.987	1:52.091	3.754	4.485	21.634	6.554	283.9	09:44	44:47.428	
4	4	4:16.392 <b>B</b>	38.328	1:36.964	2:01.100		4.445	22.598		283.4	09:49	49:03.820	
5	4	10:13.743	6:46.034	1:34.970	1:52.739	3.820		21.535	6.518	287.4	09:59	59:17.563	
6	4	4:07.771	41.314	1:33.982	1:52.475	3.653	4.471	21.439	6.502	287.0	10:03	1:03:25.334	
7	4	4:04.997	38.027	1:34.428	1:52.542	3.683	4.403	21.888	6.460	284.7	10:07	1:07:30.331	
8	4	4:13.100 <b>B</b>	38.263	1:35.478	1:59.359		4.418	21.488		287.0	10:11	1:11:43.431	
9	4	1:03:59.746 <b>B</b>	...	1:38.431	2:06.553			23.509		272.0	11:15	2:15:43.177	
10	2	5:38.291	2:03.284	1:37.119	1:57.888	3.843		22.349	7.336	279.9	11:21	2:21:21.468	
11	2	4:10.220	39.347	1:36.251	1:54.622	3.938	4.489	21.893	6.807	286.5	11:25	2:25:31.688	
12	2	4:08.462	38.827	1:35.579	1:54.056	3.852	4.536	21.837	6.574	286.1	11:29	2:29:40.150	
13	2	4:08.556	38.788	1:35.137	1:54.631	3.701	4.506	21.500	7.054	288.3	11:33	2:33:48.706	
14	2	4:09.409	39.108	1:35.657	1:54.644	3.771	4.422	22.698	6.453	273.6	11:37	2:37:58.115	
15	2	5:09.602 <b>B</b>	38.378	1:35.487	2:55.737		4.473	26.218		285.6	11:43	2:43:07.717	
<b>60</b>		<b>GULF AMR MIDDLE EAST</b>										ASTON MARTIN VANTAGE	
		Fabien GYROIX (R)	Michael WAINWRIGHT (R)										LM GTE Am
		Roald GOETHE (R)											
1	1	6:40.239 <b>B</b>	2:03.005	2:03.166	2:34.068			30.877		139.3	09:06	6:40.239	
2	1	9:40.852 <b>B</b>	5:38.346	1:44.107	2:18.399			27.904		218.8	09:16	16:21.091	
3	1	8:30.617	4:47.935	1:40.408	2:02.274	3.933		25.080	7.624	228.4	09:24	24:51.708	
4	1	4:21.366	40.713	1:39.735	2:00.918	3.991	4.493	24.080	7.480	248.0	09:29	29:13.074	
5	1	4:19.565	40.910	1:39.765	1:58.890	3.953	4.499	23.727	7.266	270.8	09:33	33:32.639	



24H DU MANS

TEST DAY

Free Practice 1

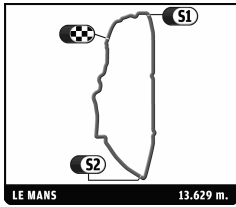
Sector Analysis

Personal Best Session Best B Crossing the finish line in pit lane

Lap	D	Time	Sector 1	Sector 2	Sector 3	T6	T7	Porsche	Ford	T. Spd	Hour	Elapsed
6	1	4:15.020	39.692	1:37.658	1:57.670	3.875	4.486	23.258	7.047	270.0	09:37	37:47.659
7	1	4:23.078 B	39.279	1:37.518	2:06.281		4.473	24.139		271.6	09:42	42:10.737
8	3	9:32.571	5:39.186	1:43.017	2:10.368	4.764		26.867	7.844	246.0	09:51	51:43.308
9	3	4:29.732	42.203	1:40.617	2:06.912	4.099	4.700	26.716	8.228	271.6	09:56	56:13.040
10	3	4:26.906	41.739	1:41.140	2:04.027	4.209	4.522	25.699	7.917	269.2	10:00	1:00:39.946
11	3	4:23.465	40.574	1:39.968	2:02.923	4.047	4.539	24.908	7.760	270.0	10:05	1:05:03.411
12	3	4:20.144	39.945	1:40.035	2:00.164	3.943	4.503	24.407	7.695	270.0	10:09	1:09:23.555
13	3	4:19.862	41.432	1:39.230	1:59.200	3.986	4.471	23.373	7.487	271.6	10:13	1:13:43.417
14	3	4:25.014 B	39.668	1:38.839	2:06.507		4.490	23.729		272.0	10:18	1:18:08.431
15	2	21:30.976	...	1:51.622	2:18.903	4.832		30.057	9.547	241.7	10:39	1:39:39.407
16	2	5:11.766	47.162	2:06.120	2:18.484	5.059	4.763	29.780	10.054	267.2	10:44	1:44:51.173
17	2	4:55.929	47.428	1:51.460	2:17.041	4.961	4.818	28.526	10.170	213.5	10:49	1:49:47.102
18	2	4:56.248 B	46.556	1:46.970	2:22.722		4.815	28.951		265.7	10:54	1:54:43.350
19	2	10:27.431	6:30.897	1:46.880	2:09.654	4.258		26.897	8.988	240.2	11:05	2:05:10.781
20	2	4:31.243	44.530	1:42.003	2:04.710	4.289	4.632	25.354	8.166	264.5	11:09	2:09:42.024
21	2	4:28.475	42.816	1:42.161	2:03.498	4.134	4.610	25.559	8.427	272.4	11:14	2:14:10.499
22	2	4:26.590	43.254	1:40.718	2:02.618	4.051	4.580	25.001	8.208	263.8	11:18	2:18:37.089

<b>61</b>	<b>AF CORSE</b>											FERRARI F430
	Piergiuseppe PERAZZINI	Sean Paul BRESLIN (R)										LM GTE Am
	Marco CIOCI											

1	2	42:08.123	...	1:52.302	2:11.424	4.021		26.114	7.584	207.9	09:42	42:08.123
2	2	4:21.816	41.679	1:40.319	1:59.818	3.933	4.626	23.721	7.026	264.1	09:46	46:29.939
3	2	4:18.448	40.694	1:39.154	1:58.600	3.975	4.582	23.151	6.892	278.2	09:50	50:48.387
4	2	4:17.661	40.407	1:39.038	1:58.216	3.998	4.596	22.794	6.911	277.4	09:55	55:06.048
5	2	4:30.295 B	41.530	1:39.758	2:09.007		4.603	23.752		275.7	09:59	59:36.343
6	2	9:29.216	5:51.597	1:39.079	1:58.540	3.981		23.139	7.084	272.4	10:09	1:09:05.559
7	2	4:15.605	40.408	1:38.023	1:57.174	3.943	4.599	22.976	6.741	279.5	10:13	1:13:21.164
8	2	4:23.422 B	40.342	1:37.888	2:05.192		4.579	22.871		279.5	10:17	1:17:44.586
9	3	12:51.635	8:01.208	2:18.980	2:31.447	5.642		32.085	10.812	128.0	10:30	1:30:36.221
10	3	5:49.102	1:05.425	2:16.011	2:27.666	5.626	6.311	34.674	10.539	131.8	10:36	1:36:25.323
11	3	5:19.031	58.880	2:01.185	2:18.966	5.597	5.886	31.352	9.825	173.7	10:41	1:41:44.354
12	3	5:01.949	54.361	1:55.120	2:12.468	5.034	5.376	28.815	9.484	165.0	10:46	1:46:46.303
13	3	4:41.193	48.794	1:45.915	2:06.484	4.408	4.955	27.027	8.837	194.4	10:51	1:51:27.496
14	3	4:32.149	44.959	1:44.384	2:02.806	4.214	4.751	25.228	8.113	225.6	10:55	1:55:59.645
15	3	4:25.099	42.478	1:40.385	2:02.236	4.205	4.683	24.906	7.930	264.1	11:00	2:00:24.744
16	3	4:20.846	41.362	1:39.266	2:00.218	4.127	4.681	24.717	7.301	281.7	11:04	2:04:45.590
17	3	4:19.550	40.726	1:38.777	2:00.047	4.075	4.642	24.408	7.266	282.1	11:09	2:09:05.140
18	3	4:21.010	40.893	1:38.942	2:01.175	4.061	4.630	24.591	7.489	280.8	11:13	2:13:26.150
19	3	4:18.246	40.722	1:38.104	1:59.420	3.950	4.623	24.782	7.142	282.1	11:17	2:17:44.396
20	3	4:16.590	40.131	1:37.466	1:58.993	3.998	4.578	24.060	7.242	284.7	11:22	2:22:00.986
21	3	4:30.014 B	40.309	1:37.858	2:11.847		4.587	25.232		282.5	11:26	2:26:31.000
22	1	31:04.244	...	1:45.540	2:05.826	4.214		25.188	8.737	234.9	11:57	2:57:35.244
23	1	4:22.237	43.380	1:39.405	1:59.452	4.006	4.681	23.638	7.232	282.1	12:01	3:01:57.481
24	1	4:18.021	40.403	1:38.673	1:58.945	4.012	4.620	23.331	7.256	282.5	12:06	3:06:15.502
25	1	4:15.966	40.076	1:37.672	1:58.218	3.988	4.612	23.602	7.125	284.3	12:10	3:10:31.468
26	1	4:16.977	40.471	1:37.694	1:58.812	4.009	4.625	23.545	7.014	281.7	12:14	3:14:48.445
27	1	4:15.845	40.260	1:37.133	1:58.452	4.035	4.625	23.786	7.132	284.3	12:19	3:19:04.290
28	1	4:15.453	40.498	1:36.837	1:58.118	4.266	4.632	23.555	7.224	283.9	12:23	3:23:19.743
29	1	4:20.604	41.028	1:37.571	2:02.005	3.957	4.700	24.636	7.226	282.1	12:27	3:27:40.347
30	1	4:16.825	40.750	1:37.817	1:58.258	4.247	4.595	23.598	7.343	280.8	12:31	3:31:57.172
31	1	4:28.159 B	42.646	1:37.804	2:07.709		4.677	23.744		282.1	12:36	3:36:25.331
32	2	8:11.963	4:37.928	1:37.232	1:56.803	3.901		22.842	6.787	282.5	12:44	3:44:37.294
33	2	4:11.059	39.769	1:36.444	1:54.846	3.929	4.570	22.303	6.621	285.6	12:48	3:48:48.353
34	2	4:09.461	39.113	1:36.472	1:53.876	3.971	4.572	21.733	6.599	283.0	12:52	3:52:57.814
35	2	4:13.485	39.162	1:35.591	1:58.732	3.878	4.588	26.394	6.727	285.2	12:57	3:57:11.299
36	2	4:07.524	38.852	1:35.526	1:53.146	3.819	4.548	21.709	6.530	283.0	13:01	4:01:18.823



24H DU MANS

TEST DAY

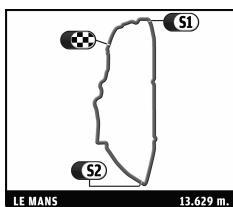
Free Practice 1

Sector Analysis

Personal Best Session Best B Crossing the finish line in pit lane

Lap	D	Time	Sector 1	Sector 2	Sector 3	T6	T7	Porsche	Ford	T. Spd	Hour	Elapsed	
<b>62</b>	<b>CRS RACING</b> Pierre EHRET Shaun LYNN		Roger WILLS (R) Andrew KIRKALDY										FERRARI F430 LM GTE Am
1	4	5:41.470	1:15.915	2:03.159	2:22.396	4.140		30.527	8.910	168.7	09:05	5:41.470	
2	4	4:37.681	44.204	1:44.968	2:08.509	4.036	4.602	27.325	7.730	211.0	09:10	10:19.151	
3	4	4:25.903	41.872	1:40.851	2:03.180	4.012	4.587	26.102	7.222	261.1	09:14	14:45.054	
4	4	4:20.602	40.451	1:38.347	2:01.804	3.964	4.558	25.814	7.307	275.7	09:19	19:05.656	
5	4	4:26.516 <b>B</b>	40.448	1:38.398	2:07.670		4.535	24.204		278.7	09:23	23:32.172	
6	2	9:54.244	5:56.500	1:48.991	2:08.753	4.054		27.260	8.216	231.9	09:33	33:26.416	
7	2	4:27.866	42.734	1:42.442	2:02.690	4.097	4.644	25.676	7.785	253.1	09:37	37:54.282	
8	2	4:24.905	42.038	1:39.951	2:02.916	3.995	4.612	25.690	7.700	266.5	09:42	42:19.187	
9	2	4:22.425	41.361	1:39.490	2:01.574	4.055	4.586	25.156	8.062	273.6	09:46	46:41.612	
10	2	4:21.058	40.868	1:39.568	2:00.622	4.004	4.601	25.041	7.510	248.7	09:51	51:02.670	
11	2	4:19.464	40.954	1:39.138	1:59.372	3.978	4.582	24.589	7.426	278.2	09:55	55:22.134	
12	2	4:19.219	41.905	1:38.254	1:59.060	3.895	4.560	24.065	7.336	279.9	09:59	59:41.353	
13	2	4:19.252	39.965	1:38.772	2:00.515	4.017	4.549	24.280	7.481	264.5	10:04	1:04:00.605	
14	2	4:21.288	41.880	1:40.381	1:59.027	4.224	4.578	23.838	7.661	251.1	10:08	1:08:21.893	
15	2	4:41.745 <b>B</b>	43.141	1:44.163	2:14.441		4.637	24.731		282.5	10:13	1:13:03.638	
16	3	8:10.090	4:25.325	1:42.828	2:01.937	4.130		25.400	7.509	249.0	10:21	1:21:13.728	
17	3	4:39.660	43.662	1:42.165	2:13.833	16.222	4.626	24.472	8.194	224.8	10:25	1:25:53.388	
18	3	5:05.970	1:06.408	1:51.623	2:07.939	4.747	5.979	26.343	9.056	200.1	10:30	1:30:59.358	
19	3	5:03.232	51.908	1:57.960	2:13.364	5.187	4.828	28.840	10.367	170.1	10:36	1:36:02.590	
20	3	5:11.827 <b>B</b>	51.144	1:50.887	2:29.796		5.108	31.757		204.2	10:41	1:41:14.417	
21	3	10:14.259	6:21.010	1:46.921	2:06.328	4.345		26.650	8.693	202.4	10:51	1:51:28.676	
22	3	4:28.427	45.593	1:41.678	2:01.156	4.307	4.695	24.425	7.894	244.7	10:55	1:55:57.103	
23	3	4:21.077	41.906	1:39.264	1:59.907	4.184	4.679	23.992	7.632	253.5	11:00	2:00:18.180	
24	3	4:18.679	41.409	1:38.792	1:58.478	4.137	4.639	23.627	7.557	266.8	11:04	2:04:36.859	
25	3	4:16.616	40.835	1:37.660	1:58.121	4.036	4.634	23.476	7.424	263.4	11:08	2:08:53.475	
26	3	4:29.842 <b>B</b>	40.967	1:38.683	2:10.192		4.611	24.688		262.6	11:13	2:13:23.317	
27	1	7:28.613	3:42.784	1:42.431	2:03.398	4.126		25.820	7.840	227.3	11:20	2:20:51.930	
28	1	4:18.673	41.798	1:38.209	1:58.666	3.996	4.617	23.769	7.484	263.0	11:25	2:25:10.603	
29	1	4:18.747	42.681	1:37.663	1:58.403	3.985	4.569	23.631	7.563	283.4	11:29	2:29:29.350	
30	1	4:16.979	40.997	1:37.423	1:58.559	3.946	4.552	23.746	7.310	274.9	11:33	2:33:46.329	
31	1	4:15.748	40.373	1:38.280	1:57.095	3.983	4.551	23.143	7.256	256.0	11:38	2:38:02.077	
32	1	4:17.543	40.550	1:37.035	1:59.958	3.966	4.571	24.392	7.517	279.1	11:42	2:42:19.620	
33	1	4:29.773 <b>B</b>	42.420	1:37.606	2:09.747		4.550	24.405		277.8	11:46	2:46:49.393	
34	1	6:41.154	3:05.774	1:37.222	1:58.158	3.982		23.444	7.361	277.8	11:53	2:53:30.547	
35	1	4:14.786	40.794	1:36.614	1:57.378	3.963	4.572	23.340	7.308	278.2	11:57	2:57:45.333	
36	1	4:14.713	40.549	1:36.705	1:57.459	3.895	4.527	23.296	7.372	284.3	12:02	3:02:00.046	
37	1	4:13.502	40.127	1:36.736	1:56.639	3.965	4.504	22.684	7.358	285.6	12:06	3:06:13.548	
38	1	4:26.401 <b>B</b>	40.580	1:37.228	2:08.593		4.538	23.358		282.1	12:10	3:10:39.949	
39	2	9:11.660	5:27.016	1:43.093	2:01.551	3.975		25.287	7.696	240.8	12:19	3:19:51.609	
40	2	4:19.184	40.776	1:38.248	2:00.160	3.913	4.576	23.825	7.696	272.4	12:24	3:24:10.793	
41	2	4:19.587	39.939	1:37.867	2:01.781	4.104	4.565	24.146	7.592	254.9	12:28	3:28:30.380	
42	2	4:24.927 <b>B</b>	40.027	1:38.153	2:06.747		4.624	23.652		273.2	12:32	3:32:55.307	
43	3	6:14.108	2:38.854	1:38.401	1:56.853	3.884		22.924	7.278	243.0	12:39	3:39:09.415	
44	3	4:12.711	39.883	1:36.758	1:56.070	3.859	4.549	22.807	7.064	249.0	12:43	3:43:22.126	
45	3	4:13.983	<b>39.518</b>	1:36.766	1:57.699	3.949	4.528	22.473	6.794	276.1	12:47	3:47:36.109	
46	3	4:22.819 <b>B</b>	39.695	1:37.200	2:05.924		4.550	23.322		273.6	12:51	3:51:58.928	
47	1	5:33.289	1:57.468	1:37.356	1:58.465	3.945		23.699	7.520	267.2	12:57	3:57:32.217	
48	1	<b>4:11.240</b>	40.165	<b>1:36.248</b>	<b>1:54.827</b>	3.798	4.527	22.302	6.988	287.0	13:01	4:01:43.457	

<b>64</b>	<b>LOTUS JETALLIANCE</b> Lukas LICHTNER-HOYER Martin RICH (R)		Oskar SLINGERLAND (R) Johnny MOWLEM										LOTUS EVORA LM GTE Pro
1	1	16:03.275 <b>B</b>	...	1:47.788	2:18.094			26.504		207.2	09:16	16:03.275	
2	1	14:31.275	...	1:42.970	2:04.466	4.064		24.964	7.683	256.0	09:30	30:34.550	
3	1	<b>4:20.925</b>	41.731	<b>1:40.107</b>	<b>1:59.087</b>	3.972	4.709	23.304	7.025	275.3	09:34	34:55.475	



24H DU MANS

TEST DAY

Free Practice 1

Sector Analysis

■ Personal Best ■ Session Best B Crossing the finish line in pit lane

Lap	D	Time	Sector 1	Sector 2	Sector 3	T6	T7	Porsche	Ford	T. Spd	Hour	Elapsed
4	1	4:56.295 B	40.728	1:49.098	2:26.469		4.679	25.321		275.7	09:39	39:51.770
5	2	15:02.087	...	1:47.965	2:23.853	4.451		26.009	21.296	245.7	09:54	54:53.857
6	2	4:40.028	45.486	1:44.845	2:09.697	4.300	4.881	25.533	8.703	258.9	09:59	59:33.885
7	2	4:30.998	43.786	1:42.876	2:04.336	4.193	4.798	24.818	7.916	258.5	10:04	1:04:04.883
8	2	4:36.095 B	42.523	1:42.910	2:10.662		4.741	24.098		272.4	10:08	1:08:40.978
9	2	1:45:52.230 B	...	1:46.269	2:18.207			25.972		253.5	11:54	2:54:33.208
10	2	8:03.679	4:15.747	1:42.020	2:05.912	4.328		24.876	8.851	270.4	12:02	3:02:36.887
11	2	4:42.591 B	43.376	1:44.562	2:14.653		4.825	25.584		276.5	12:07	3:07:19.478
12	2	37:19.091 B	...	1:43.454	3:00.033			40.743		260.7	12:44	3:44:38.569

65

LOTUS JETALLIANCE

Jonathan HIRSCHI  
James ROSSITER (R)

Johnny MOWLEM

LOTUS EVORA

LM GTE Pro

1	2	12:16.784 B	7:52.286	1:54.063	2:30.435			29.798		179.3	09:12	12:16.784
2	2	11:46.321	7:55.813	1:43.887	2:06.621	4.223		25.151	8.459	242.7	09:24	24:03.105
3	2	4:24.887	41.862	1:41.132	2:01.893	4.063	4.781	23.768	7.776	267.6	09:28	28:27.992
4	2	4:19.869	40.910	1:39.771	1:59.188	4.035	4.712	22.817	7.485	272.8	09:32	32:47.861
5	2	4:17.523	40.219	1:38.784	1:58.520	3.981	4.692	22.212	7.271	274.9	09:37	37:05.384
6	2	4:29.511 B	40.201	1:39.205	2:10.105		4.672	23.844		275.3	09:41	41:34.895
7	2	18:08.234	...	1:39.639	1:58.424	3.982		22.563	7.478	272.4	09:59	59:43.129
8	2	4:18.005	41.311	1:39.068	1:57.626	3.998	4.662	22.103	7.455	276.5	10:04	1:04:01.134
9	2	4:17.232	40.602	1:40.128	1:56.502	4.007	4.687	21.933	7.116	277.0	10:08	1:08:18.366
10	2	4:29.582 B	40.021	1:39.058	2:10.503		4.685	23.967		276.1	10:12	1:12:47.948
11	1	58:37.319	...	1:45.578	2:04.895	4.456		24.259	7.675	227.9	11:11	2:11:25.267
12	1	4:18.858	41.314	1:39.312	1:58.232	4.022	4.872	22.798	7.315	280.8	11:15	2:15:44.125
13	1	4:15.658	39.891	1:38.763	1:57.004	4.195	4.720	21.939	7.237	279.5	11:19	2:19:59.783
14	1	4:31.816 B	40.152	1:37.990	2:13.674		4.774	24.066		279.5	11:24	2:24:31.599
15	1	6:51.107	3:14.806	1:38.782	1:57.519	4.001		22.325	7.316	277.8	11:31	2:31:22.706
16	1	4:15.379	39.720	1:37.537	1:58.122	4.083	4.714	22.618	6.984	281.2	11:35	2:35:38.085
17	1	4:40.427 B	42.009	1:38.772	2:19.646		4.726	26.502		279.9	11:40	2:40:18.512
18	1	9:57.047	6:12.957	1:42.425	2:01.665	3.923		24.704	7.150	252.8	11:50	2:50:15.559
19	1	4:15.104	40.317	1:37.572	1:57.215	4.136	4.658	22.183	7.577	279.1	11:54	2:54:30.663
20	1	4:12.979	39.928	1:37.443	1:55.608	3.971	4.746	21.804	6.984	278.7	11:58	2:58:43.642
21	1	4:11.250	39.355	1:36.766	1:55.129	3.954	4.667	21.473	6.879	279.9	12:02	3:02:54.892
22	1	4:38.087 B	43.067	1:42.323	2:12.697		4.659	23.920		279.9	12:07	3:07:32.979
23	3	8:16.385	4:34.364	1:41.442	2:00.579	3.989		23.127	7.426	264.5	12:15	3:15:49.364
24	3	4:15.512	40.415	1:38.528	1:56.569	3.951	4.713	21.985	6.817	277.0	12:20	3:20:04.876
25	3	4:14.179	39.915	1:38.094	1:56.170	4.042	4.684	21.687	6.671	276.1	12:24	3:24:19.055
26	3	4:33.364 B	41.511	1:38.527	2:13.326		4.724	23.612		278.2	12:28	3:28:52.419
27	3	12:33.152 B	8:43.807	1:39.447	2:09.898			22.841		274.1	12:41	3:41:25.571
28	3	7:54.618	4:20.036	1:38.391	1:56.191	3.944		21.776	6.935	278.2	12:49	3:49:20.189
29	3	4:13.851	39.915	1:38.451	1:55.485	3.972	4.666	21.542	6.747	281.2	12:53	3:53:34.040
30	3	4:14.793	40.885	1:37.768	1:56.140	3.971	4.673	21.635	6.922	273.2	12:57	3:57:48.833
31	3	4:12.846	39.797	1:37.347	1:55.702	3.979	4.667	21.466	6.721	279.1	13:02	4:02:01.679

68

ROBERTSON RACING

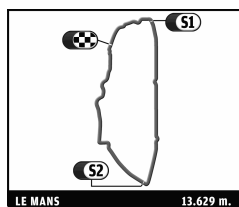
David ROBERTSON (R)  
Andrea ROBERTSON (R)

Boris SAID (R)

FORD GT-DORAN

LM GTE Am

1	3	7:38.629 B	3:30.798	1:48.292	2:19.539			27.719		224.5	09:07	7:38.629
2	3	7:38.178	3:47.245	1:43.403	2:07.530	4.164		25.905	8.918	237.7	09:15	15:16.807
3	3	4:25.020	41.477	1:40.563	2:02.980	4.067	4.614	24.901	7.851	241.4	09:19	19:41.827
4	3	4:20.129	40.377	1:39.564	2:00.188	4.066	4.575	23.779	7.650	276.1	09:24	24:01.956
5	3	4:17.963	40.017	1:38.677	1:59.269	4.031	4.582	23.883	7.607	275.3	09:28	28:19.919
6	3	4:16.790	40.631	1:38.150	1:58.009	3.942	4.565	23.216	7.444	275.7	09:32	32:36.709
7	3	4:13.948	38.988	1:37.583	1:57.377	3.913	4.520	22.791	7.272	274.9	09:36	36:50.657
8	3	4:24.744 B	40.173	1:37.780	2:06.791		4.503	23.297		279.5	09:41	41:15.401
9	1	41:53.241 B	...	2:37.689	3:01.108			34.716		216.0	10:23	1:23:08.642
10	3	59:14.706	...	1:41.426	1:57.868	4.069		23.056	7.352	272.0	11:22	2:22:23.348
11	3	4:12.971	39.324	1:36.832	1:56.815	3.954	4.578	22.943	7.197	285.2	11:26	2:26:36.319



24H DU MANS

TEST DAY

Free Practice 1

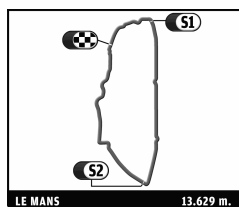
Sector Analysis

■ Personal Best ■ Session Best B Crossing the finish line in pit lane

Lap	D	Time	Sector 1	Sector 2	Sector 3	T6	T7	Porsche	Ford	T. Spd	Hour	Elapsed
12	3	9:11.752	5:21.100	1:48.057	2:02.595	4.025	4.549	24.412	7.732	185.5	11:35	2:35:48.071
13	3	4:13.655	39.199	1:36.278	1:58.178	4.227	4.574	23.812	7.644	285.2	11:40	2:40:01.726
14	3	4:26.212 B	39.959	1:36.744	2:09.509		4.706	24.609		284.7	11:44	2:44:27.938
15	1	10:07.440	5:46.611	1:56.209	2:24.620	4.578		29.707	9.372	173.2	11:54	2:54:35.378
16	1	4:58.461	47.837	1:53.120	2:17.504	4.427	4.829	28.595	9.043	192.7	11:59	2:59:33.839
17	1	4:55.784	47.112	1:50.565	2:18.107	4.563	4.838	28.007	9.442	197.3	12:04	3:04:29.623
18	1	4:53.922	46.912	1:49.306	2:17.704	4.430	4.803	29.436	9.018	189.3	12:09	3:09:23.545
19	1	4:54.210	46.511	1:51.913	2:15.786	4.403	4.724	28.333	8.732	192.1	12:14	3:14:17.755
20	1	5:00.144 B	46.754	1:48.144	2:25.246		4.837	28.451		235.2	12:19	3:19:17.899
21	2	9:12.494	4:44.135	1:54.812	2:33.547	4.563		32.721	9.641	186.1	12:28	3:28:30.393
22	2	4:56.342	48.701	1:49.131	2:18.510	4.320	5.015	30.719	8.874	181.4	12:33	3:33:26.735
23	2	4:52.446	44.543	1:47.299	2:20.604	4.315	4.707	31.640	9.430	194.2	12:38	3:38:19.181
24	2	4:46.854	45.466	1:46.141	2:15.247	4.398	4.704	29.323	8.857	213.7	12:43	3:43:06.035
25	2	4:45.555	45.455	1:44.984	2:15.116	4.361	4.840	28.438	8.871	209.6	12:47	3:47:51.590
26	2	4:41.789	45.541	1:45.174	2:11.074	4.334	4.757	28.066	8.874	219.6	12:52	3:52:33.379
27	2	4:43.294	45.813	1:43.799	2:13.682	4.487	4.741	28.917	8.713	243.4	12:57	3:57:16.673
28	2	4:50.291 B	45.400	1:45.098	2:19.793		4.830	27.709		222.9	13:02	4:02:06.964

<b>69</b>	<b>ROBERTSON RACING</b>										FORD GT-DORAN			
	David MURRY (R)		Collin BROWN (R)										LM GTE Pro	
	Anthony LAZZARO (R)													

1	3	7:39.775 B	3:33.269	1:47.073	2:19.433			27.592		212.2	09:07	7:39.775
2	3	11:34.316 B	7:36.633	1:43.889	2:13.794			26.067		222.6	09:19	19:14.091
3	3	18:28.912	...	1:40.574	2:01.397	3.974		24.811	7.600	238.9	09:37	37:43.003
4	3	4:20.025	40.557	1:39.090	2:00.378	3.893	4.518	24.156	7.532	264.5	09:42	42:03.028
5	3	4:31.865 B	40.299	1:42.502	2:09.064		4.475	24.374		204.8	09:46	46:34.893
6	3	15:16.481	...	1:38.731	1:58.108	3.819		23.430	7.378	261.9	10:01	1:01:51.374
7	3	4:14.562	39.555	1:37.960	1:57.047	3.781	4.462	22.823	7.302	281.2	10:06	1:06:05.936
8	3	4:11.093	39.064	1:36.647	1:55.382	3.795	4.439	22.377	7.041	283.9	10:10	1:10:17.029
9	3	4:09.396	38.735	1:36.065	1:54.596	3.768	4.450	22.191	7.206	283.9	10:14	1:14:26.425
10	3	4:10.686	38.709	1:36.102	1:55.875	3.794	4.418	22.593	7.257	287.9	10:18	1:18:37.111
11	3	4:12.923	38.918	1:36.037	1:57.968	3.805	4.435	22.482	7.272	285.6	10:22	1:22:50.034
12	3	4:40.404 B	42.876	1:49.100	2:08.428		4.443	24.169		188.4	10:27	1:27:30.438
13	2	46:46.621	...	1:42.805	2:03.263	4.004		24.935	7.768	225.9	11:14	2:14:17.059
14	2	4:17.041	40.789	1:37.953	1:58.299	3.895	4.500	23.443	7.529	272.8	11:18	2:18:34.100
15	2	4:14.665	40.225	1:37.047	1:57.393	3.992	4.484	22.963	7.514	282.5	11:22	2:22:48.765
16	2	4:13.324	39.867	1:37.150	1:56.307	3.895	4.503	22.689	7.564	285.2	11:27	2:27:02.089
17	2	4:12.096	39.490	1:36.202	1:56.404	3.963	4.487	22.805	7.537	287.0	11:31	2:31:14.185
18	2	4:12.176	39.872	1:35.968	1:56.336	3.909	4.493	23.131	7.379	287.0	11:35	2:35:26.361
19	2	4:15.055	39.225	1:35.903	1:59.927	3.887	4.463	25.312	7.519	289.3	11:39	2:39:41.416
20	2	4:12.677	39.505	1:37.448	1:55.724	3.870	4.472	22.926	7.469	268.0	11:43	2:43:54.093
21	2	4:09.851	38.987	1:35.569	1:55.295	3.853	4.449	22.593	7.362	287.9	11:48	2:48:03.944
22	2	4:12.834	39.652	1:35.703	1:57.479	3.866	4.458	23.303	7.469	288.3	11:52	2:52:16.778
23	2	4:10.734	40.453	1:35.517	1:54.764	4.010	4.444	22.497	7.162	251.4	11:56	2:56:27.512
24	2	4:26.941 B	40.572	1:36.714	2:09.655		4.494	24.557		286.5	12:00	3:00:54.453
25	2	11:03.452	7:19.194	1:41.184	2:03.074	4.177		24.136	8.019	211.7	12:11	3:11:57.905
26	2	4:14.593	40.521	1:36.598	1:57.474	3.850	4.576	23.075	7.242	285.6	12:16	3:16:12.498
27	2	4:11.136	39.301	1:36.090	1:55.745	3.865	4.472	22.522	7.056	284.3	12:20	3:20:23.634
28	2	4:08.928	39.001	1:35.319	1:54.608	3.822	4.470	21.887	7.055	284.7	12:24	3:24:32.562
29	2	4:09.539	38.760	1:35.005	1:55.774	3.936	4.459	22.947	7.157	285.6	12:28	3:28:42.101
30	2	4:10.343	40.430	1:35.446	1:54.467	3.819	4.489	22.055	7.162	281.7	12:32	3:32:52.444
31	2	4:07.622	38.748	1:34.925	1:53.949	3.813	4.448	21.769	7.050	284.7	12:37	3:37:00.066
32	2	4:07.130	38.678	1:34.845	1:53.607	3.844	4.445	21.692	6.981	287.9	12:41	3:41:07.196
33	2	4:06.748	38.590	1:34.762	1:53.396	3.805	4.454	21.673	6.987	285.6	12:45	3:45:13.944
34	2	4:07.350	39.207	1:34.703	1:53.440	3.821	4.424	21.619	6.949	287.9	12:49	3:49:21.294
35	2	4:10.565	39.130	1:37.282	1:54.153	3.780	4.432	22.029	7.055	259.3	12:53	3:53:31.859
36	2	4:18.692 B	38.783	1:35.237	2:04.672		4.436	22.741		285.2	12:57	3:57:50.551



24H DU MANS

TEST DAY

Free Practice 1

Sector Analysis

■ Personal Best ■ Session Best ■ Crossing the finish line in pit lane

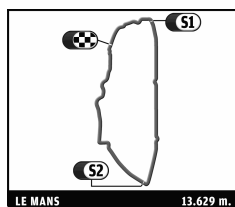
Lap	D	Time	Sector 1	Sector 2	Sector 3	T6	T7	Porsche	Ford	T. Spd	Hour	Elapsed
-----	---	------	----------	----------	----------	----	----	---------	------	--------	------	---------

<b>70</b>	<b>LARBRE COMPETITION</b>		PORSCHE 911 RSR (997)									
	Christophe BOURRET (R)	Jean-Philippe BELLOC (R)	LM GTE Am									
	Pascal GIBON (R)											

1	3	5:25.187	1:04.843	1:59.260	2:21.084	4.622		30.203	9.098	174.8	09:05	5:25.187
2	3	5:02.484 <b>B</b>	48.718	1:47.954	2:25.812		4.914	29.406		198.2	09:10	10:27.671
3	1	7:43.890	3:24.481	1:57.759	2:21.650	4.323		29.296	8.889	212.2	09:18	18:11.561
4	1	4:45.133	45.391	1:45.045	2:14.697	4.262	4.658	27.047	8.121	219.9	09:22	22:56.694
5	1	4:38.586 <b>B</b>	43.399	1:40.719	2:14.468		4.578	26.026		236.1	09:27	27:35.280
6	2	11:25.609	7:23.259	1:49.198	2:13.152	4.361		27.951	8.212	216.5	09:39	39:00.889
7	2	4:39.324	44.728	1:43.742	2:10.854	4.333	4.659	26.977	8.365	221.5	09:43	43:40.213
8	2	4:43.304 <b>B</b>	44.775	1:41.980	2:16.549		4.693	26.382		229.9	09:48	48:23.517
9	3	10:37.994	7:01.129	1:39.396	1:57.469	3.878		24.089	7.152	222.6	09:59	59:01.511
10	3	4:09.456	39.862	1:34.815	1:54.779	3.815	4.452	23.176	6.791	288.3	10:03	1:03:10.967
11	3	4:29.973 <b>B</b>	39.318	1:36.511	2:14.144		4.430	24.125		282.1	10:07	1:07:40.940
12	3	9:15.692	5:41.657	1:37.400	1:56.635	3.895		24.276	6.952	231.9	10:16	1:16:56.632
13	3	4:22.393 <b>B</b>	39.870	1:35.809	2:06.714		4.485	23.128		291.1	10:21	1:21:19.025
14	1	9:23.889 <b>B</b>	4:29.075	2:30.197	2:24.617			28.470		126.4	10:30	1:30:42.914
15	1	9:24.219	4:59.119	2:04.169	2:20.931	5.210		32.966	10.323	180.7	10:40	1:40:07.133
16	1	4:52.291	51.938	1:49.715	2:10.638	4.426	5.136	28.340	9.144	198.6	10:44	1:44:59.424
17	1	4:41.398 <b>B</b>	47.498	1:42.397	2:11.503		4.684	26.317		229.3	10:49	1:49:40.822
18	1	15:10.718	...	1:40.295	2:04.548	4.384		25.796	7.745	250.7	11:04	2:04:51.540
19	1	4:20.688	41.905	1:38.333	2:00.450	4.115	4.655	24.685	7.665	233.1	11:09	2:09:12.228
20	1	4:19.245	41.881	1:37.829	1:59.535	4.061	4.563	24.018	7.772	257.4	11:13	2:13:31.473
21	1	4:21.522	42.185	1:39.007	2:00.330	4.087	4.730	24.165	7.571	228.4	11:17	2:17:52.995
22	1	4:17.199	41.410	1:37.560	1:58.229	4.102	4.540	23.784	7.715	266.1	11:22	2:22:10.194
23	1	4:35.798 <b>B</b>	41.604	1:41.168	2:13.026		4.544	26.357		229.9	11:26	2:26:45.992
24	1	8:30.837	4:43.398	1:40.945	2:06.494	4.430		26.792	8.318	272.8	11:35	2:35:16.829
25	1	4:35.941	43.563	1:41.719	2:10.659	4.459	4.715	28.682	8.054	244.3	11:39	2:39:52.770
26	1	4:30.822	44.008	1:38.763	2:08.051	4.584	4.677	26.799	8.551	261.1	11:44	2:44:23.592
27	1	4:26.278	44.384	1:39.034	2:02.860	4.182	4.730	26.309	7.687	275.7	11:48	2:48:49.870
28	1	4:27.254	43.406	1:38.973	2:04.875	4.587	4.592	26.814	8.018	245.3	11:53	2:53:17.124
29	1	4:28.019	44.189	1:39.772	2:04.058	4.280	4.801	25.685	7.934	254.2	11:57	2:57:45.143
30	1	4:38.852 <b>B</b>	44.297	1:38.904	2:15.651		4.678	26.024		272.8	12:02	3:02:23.995
31	1	7:31.831	3:33.119	1:48.607	2:10.105	4.330		26.492	8.254	229.0	12:09	3:09:55.826
32	1	4:19.326	41.627	1:37.542	2:00.157	4.238	4.648	23.991	7.251	264.5	12:14	3:14:15.152
33	1	4:16.763	41.416	1:36.898	1:58.449	4.252	4.628	23.718	7.254	248.0	12:18	3:18:31.915
34	1	4:15.390	40.659	1:37.001	1:57.730	4.198	4.623	23.860	7.290	283.0	12:22	3:22:47.305
35	1	4:39.623 <b>B</b>	42.201	1:40.018	2:17.404		4.614	25.621		227.6	12:27	3:27:26.928
36	1	6:23.956 <b>B</b>	2:23.176	1:43.007	2:17.773			27.924		253.1	12:33	3:33:50.884
37	1	6:27.598	2:44.440	1:39.494	2:03.664	4.369		25.860	8.396	250.7	12:40	3:40:18.482
38	1	4:25.083	43.140	1:38.628	2:03.315	4.381	4.661	25.448	7.803	261.9	12:44	3:44:43.565
39	1	4:25.493	43.323	1:39.551	2:02.619	4.304	4.684	25.209	8.048	270.4	12:49	3:49:09.058
40	1	4:22.762	42.601	1:38.560	2:01.601	4.275	4.648	25.194	8.057	279.5	12:53	3:53:31.820
41	1	4:26.906	43.470	1:39.065	2:04.371	4.430	4.641	26.636	8.357	260.7	12:57	3:57:58.726
42	1	4:41.389 <b>B</b>	43.619	1:39.814	2:17.956		4.684	26.212		279.9	13:02	4:02:40.115

<b>71</b>	<b>AF CORSE</b>		FERRARI F430									
	Robert KAUFFMAN (R)	Rui AGUAS (R)	LM GTE Pro									
	Michael WALTRIP (R)											

1	3	27:40.621	...	2:02.868	2:25.042	4.539		28.888	9.169	180.0	09:27	27:40.621
2	3	4:52.730	46.662	1:55.957	2:10.111	4.193	4.734	27.369	8.165	196.9	09:32	32:33.351
3	3	4:23.197	41.757	1:40.818	2:00.622	4.171	4.620	24.555	7.737	260.0	09:36	36:56.548
4	3	4:20.599	40.984	1:39.568	2:00.047	4.072	4.616	24.506	7.385	274.1	09:41	41:17.147
5	3	4:16.454	40.182	1:38.124	1:58.148	3.967	4.579	23.550	7.284	277.8	09:45	45:33.601
6	3	4:13.942	39.614	1:37.458	1:56.870	4.029	4.539	23.136	7.109	278.7	09:49	49:47.543
7	3	4:11.967	39.293	1:36.779	1:55.895	3.990	4.551	22.546	7.152	280.4	09:53	53:59.510
8	3	4:13.946	40.033	1:37.218	1:56.695	3.984	4.544	22.914	7.423	278.7	09:58	58:13.456
9	3	4:11.972	39.168	1:36.262	1:56.542	3.997	4.539	22.655	7.135	279.1	10:02	1:02:25.428



24H DU MANS

TEST DAY

Free Practice 1

Sector Analysis

Personal Best Session Best B Crossing the finish line in pit lane

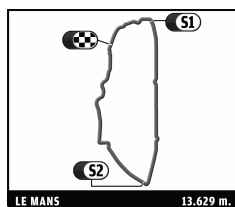
Lap	D	Time	Sector 1	Sector 2	Sector 3	T6	T7	Porsche	Ford	T. Spd	Hour	Elapsed
10	3	4:09.351	39.068	1:35.987	1:54.296	3.923	4.536	21.953	7.038	280.4	10:06	1:06:34.779
11	3	4:14.299	38.884	1:36.182	1:59.233	4.068	4.512	23.413	7.475	281.7	10:10	1:10:49.078
12	3	4:25.500	42.368	1:38.945	2:04.187		4.553	22.829		269.6	10:15	1:15:14.578
13	1	58:16.347	...	1:54.948	2:24.348	4.662	29.779	9.514	210.0	11:13	2:13:30.925	
14	1	4:51.592	47.734	1:47.157	2:16.701	4.694	5.036	28.429	11.230	269.2	11:18	2:18:22.517
15	1	4:47.452	45.849	1:47.698	2:13.905	4.631	4.827	28.499	8.938	199.5	11:23	2:23:09.969
16	1	4:45.208	45.147	1:47.168	2:12.893	4.414	4.755	28.176	8.937	257.4	11:27	2:27:55.177
17	1	4:41.650	45.263	1:45.306	2:11.081	4.594	4.714	28.131	8.809	243.4	11:32	2:32:36.827
18	1	7:40.443	45.235	1:49.430	5:05.778		4.745	56.031		277.0	11:40	2:40:17.270
19	1	12:51.247	8:39.045	1:56.207	2:15.995	4.709		28.266	10.242	222.6	11:53	2:53:08.517
20	1	4:47.722	47.661	1:48.284	2:11.777	4.739	4.831	27.776	9.060	274.5	11:57	2:57:56.239
21	1	4:40.493	45.436	1:44.200	2:10.857	4.575	4.802	27.841	8.910	276.5	12:02	3:02:36.732
22	1	4:41.619	46.515	1:44.550	2:10.554	4.432	4.721	27.023	8.858	280.4	12:07	3:07:18.351
23	1	4:39.683	44.590	1:43.121	2:11.972	4.531	4.694	28.205	8.867	279.5	12:11	3:11:58.034
24	1	4:38.412	45.461	1:43.260	2:09.691	4.290	4.893	27.908	8.593	279.5	12:16	3:16:36.446
25	1	4:34.241	44.840	1:42.340	2:07.061	4.269	4.656	26.720	8.550	278.2	12:21	3:21:10.687
26	1	10:51.274	45.202	3:00.787	7:05.285		4.648	1:24.749		276.5	12:32	3:32:01.961
27	2	14:37.623	...	1:48.236	2:16.737	4.489		28.932	9.281	224.8	12:46	3:46:39.584
28	2	4:44.146	47.704	1:44.176	2:12.266	4.239	4.806	27.969	8.923	244.0	12:51	3:51:23.730
29	2	4:36.015	46.211	1:41.790	2:08.014	4.143	4.693	26.962	8.241	270.8	12:55	3:55:59.745
30	2	4:30.563	44.611	1:40.226	2:05.726	4.240	4.650	26.322	8.209	271.6	13:00	4:00:30.308

**76** IMSA PERFORMANCE MATMUT  
 Patrick PILET Nicolas ARMINDO (R)  
 Raymond NARAC

PORSCHE 911 RSR (997)  
 LM GTE Pro

1	2	4:57.436	52.261	1:46.095	2:19.080			28.704		203.5	09:04	4:57.436
2	2	6:31.250	2:47.865	1:42.082	2:01.303	3.951		25.330	7.486	227.9	09:11	11:28.686
3	2	4:18.071	40.799	1:37.727	1:59.545	3.999	4.534	24.321	6.993	281.7	09:15	15:46.757
4	2	4:22.588	41.793	1:36.682	2:04.113		4.549	23.323		284.3	09:20	20:09.345
5	2	12:19.764	8:43.243	1:38.513	1:58.008	3.825		24.567	6.877	251.4	09:32	32:29.109
6	2	4:12.687	39.455	1:36.752	1:56.480	3.924	4.501	22.750	6.779	283.0	09:36	36:41.796
7	2	4:09.864	39.858	1:35.977	1:54.029	3.774	4.524	22.208	6.859	285.6	09:40	40:51.660
8	2	4:23.419	39.176	1:39.436	2:04.807		4.466	22.690		284.3	09:45	45:15.079
9	2	7:04.669	3:34.662	1:36.306	1:53.701	3.812		22.164	6.698	283.0	09:52	52:19.748
10	2	4:26.406	38.683	1:37.230	2:10.493		4.490	25.915		284.3	09:56	56:46.154
11	1	7:18.975	3:43.067	1:38.878	1:57.030	3.763		23.892	6.952	250.4	10:04	1:04:05.129
12	1	4:10.639	39.616	1:36.544	1:54.479	3.768	4.462	22.885	6.765	287.9	10:08	1:08:15.768
13	1	4:17.438	39.151	1:36.174	2:02.113		4.463	22.541		281.2	10:12	1:12:33.206
14	1	10:19.284	6:46.115	1:35.668	1:57.501	3.707		22.393	8.044	283.0	10:22	1:22:52.490
15	1	4:30.890	41.285	1:49.839	1:59.766	4.841	4.453	23.676	8.957	189.3	10:27	1:27:23.380
16	1	4:38.515	50.591	1:42.743	2:05.181		4.820	22.666		204.4	10:32	1:32:01.895
17	1	32:30.101	...	1:36.138	1:54.465	3.782		22.352	6.593	279.9	11:04	2:04:31.996
18	1	4:24.360	38.494	1:39.019	2:06.847		4.486	24.035		227.0	11:08	2:08:56.356
19	1	8:48.715	5:18.737	1:35.611	1:54.367	3.740		22.411	6.888	260.7	11:17	2:17:45.071
20	1	4:07.770	39.844	1:34.990	1:52.936	3.853	4.442	21.969	6.394	286.5	11:21	2:21:52.841
21	1	4:13.251	39.448	1:34.806	1:58.997		4.489	21.583		287.9	11:26	2:26:06.092
22	1	7:41.521	4:14.317	1:34.700	1:52.504	3.696		21.755	6.600	289.3	11:33	2:33:47.613
23	1	4:15.901	39.345	1:35.980	2:00.576		4.448	22.272		283.4	11:38	2:38:03.514
24	1	9:19.871	5:41.019	1:36.143	2:02.709			23.390		277.8	11:47	2:47:23.385
25	1	26:17.076	...	1:37.778	2:03.173			23.104		279.1	12:13	3:13:40.461
26	1	5:27.413	1:44.595	1:37.894	2:04.924			24.525		276.1	12:19	3:19:07.874
27	1	15:41.031	...	1:36.066	1:59.678			21.981		282.1	12:34	3:34:48.905
28	1	5:55.694	2:27.183	1:35.692	1:52.819	3.731		21.505	6.617	284.3	12:40	3:40:44.599
29	1	4:06.056	38.285	1:34.990	1:52.781	3.867	4.493	21.430	7.026	284.7	12:44	3:44:50.655
30	1	4:15.823	39.280	1:35.141	2:01.402		4.543	22.415		287.9	12:49	3:49:06.478
31	2	5:41.112	2:09.503	1:36.352	1:55.257	3.854		22.143	6.910	283.9	12:54	3:54:47.590
32	2	4:08.241	39.255	1:35.531	1:53.455	3.864	4.550	21.923	6.587	284.3	12:58	3:58:55.831
33	2	4:10.826	38.913	1:37.483	1:54.430	3.825	4.514	22.337	6.782	286.5	13:03	4:03:06.657





## 24H DU MANS

## TEST DAY

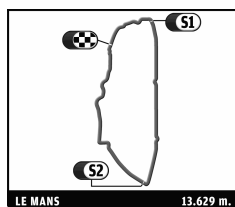
## Free Practice 1

## Sector Analysis

■ Personal Best
 ■ Session Best
 ■ Crossing the finish line in pit lane

Lap	D	Time	Sector 1	Sector 2	Sector 3	T6	T7	Porsche	Ford	T. Spd	Hour	Elapsed
<b>77</b>	TEAM FELBERMAYR-PROTON		Porsche 911 RSR (997)									
	Marc LIEB		LM GTE Pro									
	Richard LIETZ		Christian RIED (R)									
1	1	6:03.692 <b>B</b>	1:36.242	1:56.984	2:30.466			30.916		168.4	09:06	6:03.692
2	1	8:51.439	4:56.690	1:44.866	2:09.883	4.125		27.851	8.969	233.1	09:14	14:55.131
3	1	4:30.557	43.311	1:41.829	2:05.417	3.980	4.590	26.615	8.297	252.8	09:19	19:25.688
4	1	4:33.984 <b>B</b>	42.336	1:39.904	2:11.744		4.526	26.290		243.4	09:23	23:59.672
5	3	6:12.605	2:29.425	1:39.886	2:03.294	3.944		25.819	7.904	270.4	09:30	30:12.277
6	3	4:21.142	41.575	1:39.220	2:00.347	3.909	4.509	24.908	7.718	246.6	09:34	34:33.419
7	3	4:18.495	40.917	1:38.806	1:58.772	3.870	4.492	24.263	7.476	283.9	09:38	38:51.914
8	3	4:17.104	40.484	1:37.378	1:59.242	3.912	4.478	24.024	7.716	282.1	09:43	43:09.018
9	3	4:15.074	40.384	1:37.060	1:57.630	3.935	4.482	23.709	7.599	277.8	09:47	47:24.092
10	3	4:25.619 <b>B</b>	40.996	1:36.938	2:07.685		4.495	24.307		288.8	09:51	51:49.711
11	1	8:21.015	4:51.269	1:36.156	1:53.590	3.830		22.212	7.086	287.9	10:00	1:00:10.726
12	1	4:12.364 <b>B</b>	38.211	1:34.780	1:59.373		4.459	21.554		292.0	10:04	1:04:23.090
13	1	6:07.436	2:40.462	1:35.106	1:51.868	3.890		21.410	6.894	287.0	10:10	1:10:30.526
14	1	4:04.575	38.187	1:34.371	1:52.017	3.857	4.488	21.650	6.965	290.6	10:14	1:14:35.101
15	1	4:04.765	38.374	1:34.429	1:51.962	3.892	4.462	21.399	6.982	292.5	10:18	1:18:39.866
16	1	4:16.597 <b>B</b>	38.416	1:34.452	2:03.729		4.481	22.361		291.6	10:22	1:22:56.463
17	1	31:43.088 <b>B</b>	...	1:52.069	2:35.141			31.561		198.0	10:54	1:54:39.551
18	1	8:35.726	5:07.075	1:35.351	1:53.300	3.871		21.841	7.099	282.5	11:03	2:03:15.277
19	1	<b>4:04.122</b>	38.419	1:33.983	<b>1:51.720</b>	3.876	4.489	21.296	6.945	291.1	11:07	2:07:19.399
20	1	4:05.809	<b>38.186</b>	1:34.864	1:52.759	3.990	4.483	21.291	7.636	291.6	11:11	2:11:25.208
21	1	4:11.545 <b>B</b>	38.977	1:33.884	1:58.684		4.525	21.678		294.4	11:15	2:15:36.753
22	1	14:40.664	...	1:34.983	1:52.306	3.893		21.419	6.974	286.5	11:30	2:30:17.417
23	1	4:05.009	38.706	1:34.106	1:52.197	3.947	4.510	21.414	6.978	293.4	11:34	2:34:22.426
24	1	4:11.908 <b>B</b>	38.795	1:34.596	1:58.517		4.516	21.518		291.6	11:38	2:38:34.334
25	1	6:28.559	2:59.969	1:34.690	1:53.900	3.926		22.234	7.042	288.3	11:45	2:45:02.893
26	1	4:04.499	38.293	1:34.266	1:51.940	3.847	4.515	21.155	6.988	290.2	11:49	2:49:07.392
27	1	4:05.886	38.571	1:33.829	1:53.486	3.904	4.488	21.779	7.070	290.2	11:53	2:53:13.278
28	1	4:14.536 <b>B</b>	39.440	1:35.150	1:59.946		4.515	21.802		289.7	11:57	2:57:27.814
29	1	17:34.661	...	1:35.862	1:55.105	3.949		21.656	7.562	284.3	12:15	3:15:02.475
30	1	4:05.269	38.543	1:34.345	1:52.381	3.924	4.530	21.198	7.005	289.7	12:19	3:19:07.744
31	1	4:05.228	38.359	1:34.452	1:52.417	3.929	4.504	21.140	7.045	292.5	12:23	3:23:12.972
32	1	4:15.493 <b>B</b>	39.168	1:34.525	2:01.800		4.519	21.959		289.7	12:27	3:27:28.465
33	1	11:32.552	8:03.429	1:35.890	1:53.233	3.891		21.297	7.645	286.5	12:39	3:39:01.017
34	1	4:05.160	38.702	1:34.260	1:52.198	3.917	4.502	21.086	7.145	293.4	12:43	3:43:06.177
35	1	4:04.414	38.563	1:34.079	1:51.772	3.867	4.502	21.277	6.964	292.0	12:47	3:47:10.591
36	1	4:14.785 <b>B</b>	39.303	1:35.111	2:00.371		4.486	21.830		291.6	12:51	3:51:25.376
37	1	5:47.489	2:18.850	1:34.330	1:54.309	3.935		22.810	7.104	291.6	12:57	3:57:12.865
38	1	4:04.537	38.409	<b>1:33.727</b>	1:52.401	3.945	4.488	21.284	7.160	295.3	13:01	4:01:17.402

<b>79</b>	JOTA		ASTON MARTIN VANTAGE									
	Simon DOLAN (R)		LM GTE Pro									
	Sam HANCOCK		Chris BUNCOMBE (R)									
1	2	5:45.528	1:09.947	2:09.923	2:25.658	4.530		30.019	9.699	178.4	09:05	5:45.528
2	2	4:56.147 <b>B</b>	46.428	1:48.112	2:21.607		4.631	28.003		236.4	09:10	10:41.675
3	2	9:53.076	5:59.214	1:46.289	2:07.573	3.988		26.056	8.558	200.6	09:20	20:34.751
4	2	4:47.552 <b>B</b>	42.926	1:45.662	2:18.964		4.536	26.536		246.6	09:25	25:22.303
5	1	36:36.470	...	1:42.260	2:09.050	4.440		27.050	8.628	251.8	10:01	1:01:58.773
6	1	4:28.495	43.041	1:40.092	2:05.362	4.590	4.631	25.899	8.485	269.2	10:06	1:06:27.268
7	1	4:27.527	42.597	1:41.144	2:03.786	4.303	4.666	25.541	8.513	270.0	10:10	1:10:54.795
8	1	4:23.769	41.729	1:39.540	2:02.500	4.158	4.591	25.234	8.170	270.8	10:15	1:15:18.564
9	1	4:20.104	40.885	1:39.045	2:00.174	3.988	4.566	23.791	8.083	269.2	10:19	1:19:38.668
10	1	4:23.457	40.879	1:41.311	2:01.267	4.096	4.532	24.213	8.096	254.2	10:24	1:24:02.125
11	1	4:55.301 <b>B</b>	47.678	1:46.738	2:20.885		4.551	29.079		247.7	10:28	1:28:57.426
12	1	26:40.517	...	1:40.632	2:02.796	4.125		24.924	8.120	272.4	10:55	1:55:37.943
13	1	4:21.344	41.934	1:40.476	1:58.934	3.971	4.571	23.309	7.765	272.4	10:59	1:59:59.287



24H DU MANS

TEST DAY

Free Practice 1

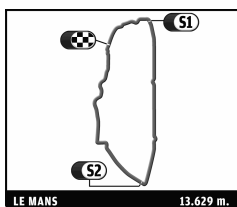
Sector Analysis

■ Personal Best ■ Session Best B Crossing the finish line in pit lane

Lap	D	Time	Sector 1	Sector 2	Sector 3	T6	T7	Porsche	Ford	T. Spd	Hour	Elapsed
14	1	4:15.872	39.817	1:38.469	1:57.586	3.970	4.512	22.876	7.508	270.0	11:04	2:04:15.159
15	1	4:27.037 B	39.999	1:38.041	2:08.997		4.515	23.349		270.8	11:08	2:08:42.196
16	3	8:45.116	4:48.744	1:45.416	2:10.956	4.110		28.319	8.551	220.7	11:17	2:17:27.312
17	3	4:25.049	42.912	1:39.491	2:02.646	4.062	4.552	25.104	7.730	270.8	11:21	2:21:52.361
18	3	4:19.091	41.381	1:37.876	1:59.834	4.183	4.532	24.190	7.348	276.5	11:26	2:26:11.452
19	3	4:15.880	40.905	1:37.410	1:57.565	3.996	4.603	23.195	6.986	274.9	11:30	2:30:27.332
20	3	4:23.439	44.660	1:38.238	2:00.541	3.912	4.534	24.215	7.479	271.6	11:34	2:34:50.771
21	3	4:14.400	40.593	1:36.784	1:57.023	4.002	4.485	23.132	6.837	275.3	11:39	2:39:05.171
22	3	4:13.775	39.639	1:36.803	1:57.333	3.923	4.523	23.359	7.331	272.4	11:43	2:43:18.946
23	3	4:12.030	39.968	1:36.226	1:55.836	4.069	4.476	22.631	6.814	272.8	11:47	2:47:30.976
24	3	4:11.182	39.500	1:36.356	1:55.326	4.116	4.535	22.243	7.049	273.6	11:51	2:51:42.158
25	3	4:28.400 B	40.742	1:37.874	2:09.784		4.558	24.317		272.0	11:56	2:56:10.558
26	2	10:57.026	7:18.471	1:39.271	1:59.284	3.825		23.616	7.365	244.3	12:07	3:07:07.584
27	2	4:12.115	39.383	1:37.218	1:55.514	3.782	4.476	22.611	6.851	270.8	12:11	3:11:19.699
28	2	4:10.748	39.122	1:36.681	1:54.945	3.891	4.462	21.921	6.926	271.2	12:15	3:15:30.447
29	2	4:17.361 B	39.023	1:37.801	2:00.537		4.487	21.691		274.5	12:19	3:19:47.808
30	2	19:36.701	...	1:35.816	1:55.156	3.819		22.333	7.905	274.9	12:39	3:39:24.509
31	2	4:07.608	39.400	1:34.603	1:53.605	3.954	4.427	22.059	7.127	285.6	12:43	3:43:32.117
32	2	4:09.177	39.395	1:34.453	1:55.329	3.807	4.459	23.178	7.623	284.7	12:47	3:47:41.294
33	2	4:04.594	38.515	1:33.859	1:52.220	4.074	4.411	21.433	7.046	285.2	12:51	3:51:45.888
34	2	4:16.538 B	39.419	1:34.303	2:02.816		4.506	23.605		286.5	12:56	3:56:02.426

<b>83</b>	<b>JMB RACING</b>			FERRARI F430
	Manuel RODRIGUES	Nicolas MISSLIN (R)		LM GTE Am
	Jean-Marc MENAHEM (R)	Tristan GOMMENDY (R)		

1	4	6:02.389 B	1:37.488	1:53.718	2:31.183			31.370		160.8	09:06	6:02.389
2	4	6:59.235	3:10.155	1:43.369	2:05.711	4.171		26.191	8.368	260.0	09:13	13:01.624
3	4	4:27.298	42.711	1:39.648	2:04.939	4.066	4.603	26.088	8.401	276.5	09:17	17:28.922
4	4	12:28.154 B	42.193	4:39.048	7:06.913		4.561			248.3	09:29	29:57.076
5	4	9:15.016	5:27.625	1:43.428	2:03.963	4.033		25.443	8.353	226.5	09:39	39:12.092
6	4	4:21.179	41.619	1:38.942	2:00.618	4.100	4.557	23.989	7.690	271.2	09:43	43:33.271
7	4	4:17.277	40.577	1:37.399	1:59.301	3.923	4.557	23.762	7.549	280.4	09:47	47:50.548
8	4	4:13.938	39.999	1:37.176	1:56.763	3.989	4.511	22.751	7.234	283.0	09:52	52:04.486
9	4	4:11.476	39.337	1:36.634	1:55.505	3.900	4.527	22.678	7.130	283.0	09:56	56:15.962
10	4	4:24.507 B	40.172	1:37.831	2:06.504		4.484	23.325		283.9	10:00	1:00:40.469
11	2	8:38.266	4:16.265	1:58.095	2:23.906	4.488		29.703	9.611	177.9	10:09	1:09:18.735
12	2	4:54.447	49.300	1:47.451	2:17.696	4.535	4.698	29.371	9.614	232.5	10:14	1:14:13.182
13	2	4:44.206	46.475	1:45.237	2:12.494	4.534	4.705	26.802	9.618	256.7	10:18	1:18:57.388
14	2	4:48.841	44.980	1:52.073	2:11.788	4.611	4.708	26.938	9.350	210.8	10:23	1:23:46.229
15	2	5:18.416	53.751	1:57.766	2:26.899	5.394	4.904	31.779	11.198	185.1	10:29	1:29:04.645
16	2	6:52.742 B	57.184	2:12.858	3:42.700		5.151	33.821		176.7	10:35	1:35:57.387
17	2	10:14.421	5:49.371	1:59.477	2:25.573	5.224		31.100	12.015	184.6	10:46	1:46:11.808
18	2	5:09.206	54.381	1:53.538	2:21.287	4.729	4.853	30.745	10.626	194.8	10:51	1:51:21.014
19	2	5:00.843	50.823	1:52.933	2:17.087	4.616	4.752	28.654	10.143	206.7	10:56	1:56:21.857
20	2	5:06.647 B	49.299	1:48.366	2:28.982		4.715	28.260		218.1	11:01	2:01:28.504
21	1	8:12.732	4:18.133	1:47.243	2:07.356	4.359		26.111	8.450	229.0	11:09	2:09:41.236
22	1	4:30.849	42.914	1:41.441	2:06.494	4.213	4.665	26.649	8.412	273.6	11:14	2:14:12.085
23	1	4:25.895	42.877	1:40.347	2:02.671	4.262	4.607	24.591	7.756	281.2	11:18	2:18:37.980
24	1	4:20.531	41.401	1:38.495	2:00.635	4.170	4.625	24.134	7.553	285.2	11:22	2:22:58.511
25	1	4:40.233 B	43.003	1:41.518	2:15.712		4.595	24.289		254.2	11:27	2:27:38.744
26	1	4:46.713	1:05.193	1:40.393	2:01.127	4.075		24.542	7.596	280.8	11:32	2:32:25.457
27	1	4:19.987	40.898	1:38.814	2:00.275	4.127	4.578	23.938	7.533	284.3	11:36	2:36:45.444
28	1	4:20.366	41.015	1:38.225	2:01.126	4.035	4.588	25.501	7.351	286.1	11:41	2:41:05.810
29	1	4:18.376	40.835	1:37.218	2:00.323	4.002	4.576	24.522	7.973	287.0	11:45	2:45:24.186
30	1	4:17.901	40.532	1:37.445	1:59.924	4.192	4.539	23.962	8.037	285.6	11:49	2:49:42.087
31	1	4:27.496 B	41.242	1:38.760	2:07.494		4.587	23.777		285.2	11:54	2:54:09.583
32	4	26:37.209	...	1:43.049	2:01.097	3.973		23.957	7.555	238.3	12:20	3:20:46.792
33	4	4:16.457	40.370	1:38.421	1:57.666	3.928	4.568	23.106	7.327	268.8	12:25	3:25:03.249



24H DU MANS

TEST DAY

Free Practice 1

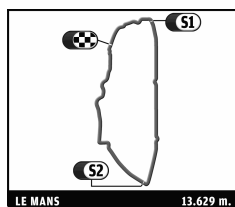
Sector Analysis

Personal Best Session Best B Crossing the finish line in pit lane

Lap	D	Time	Sector 1	Sector 2	Sector 3	T6	T7	Porsche	Ford	T. Spd	Hour	Elapsed
34	4	4:22.869	39.484	1:36.378	2:07.007	3.919	4.546	25.060	7.693	283.4	12:29	3:29:26.118
35	4	4:28.379B	39.353	1:39.828	2:09.198		4.531	23.253		248.7	12:33	3:33:54.497
36	4	9:19.395	5:41.134	1:37.893	2:00.368	3.853		22.887	7.275	280.8	12:43	3:43:13.892
37	4	4:35.354B	42.522	1:41.530	2:11.302		4.501	24.527		253.9	12:47	3:47:49.246

86		YOUNG DRIVER AMR										ASTON MARTIN VANTAGE	
		Tomas ENGE		Christoffer NYGAARD								LM GTE Pro	
		Alex MULLER											
1	1	9:23.837B	5:18.202	1:46.666	2:18.969			28.482		213.7	09:09	9:23.837	
2	1	42:40.144B	...	1:55.945	2:19.457			24.486		248.3	09:52	52:03.981	
3	1	1:13:39.387	...	1:39.494	1:59.191	3.897		23.426	7.474	262.2	11:05	2:05:43.368	
4	1	4:12.567	39.763	1:36.928	1:55.876	3.777	4.473	22.767	6.912	274.9	11:09	2:09:55.935	
5	1	4:14.974	38.818	1:37.061	1:59.095	3.939	4.445	23.996	8.018	274.1	11:14	2:14:10.909	
6	1	4:18.469B	40.452	1:35.901	2:02.116		4.468	21.777		276.5	11:18	2:18:29.378	
7	2	54:25.169	...	1:42.699	2:06.995	3.861		25.585	8.029	236.1	12:12	3:12:54.547	
8	2	4:19.155	40.362	1:38.661	2:00.132	3.838	4.504	23.906	7.450	271.2	12:17	3:17:13.702	
9	2	4:15.760	39.305	1:38.395	1:58.060	3.889	4.483	22.910	7.303	271.6	12:21	3:21:29.462	
10	2	4:23.625	40.518	1:37.658	2:05.449	3.878	4.486	24.384	7.378	271.6	12:25	3:25:53.087	
11	2	4:17.330	39.019	1:36.995	2:01.316	3.806	4.488	23.874	7.180	271.2	12:30	3:30:10.417	
12	2	4:10.859	38.618	1:36.640	1:55.601	3.823	4.458	22.432	7.120	272.8	12:34	3:34:21.276	
13	2	4:25.775B	38.850	1:37.360	2:09.565		4.462	23.454		272.4	12:38	3:38:47.051	

88		TEAM FELBERMAYR-PROTON										PORSCHE 911 RSR (997)	
		Abulaziz AL FAISAL (R)		Nick TANDY (R)								LM GTE Pro	
		Bryce MILLER		Spencer PUMPELLY (R)									
1	2	8:51.838	5:01.619	1:41.446	2:08.773	4.169		26.741	8.515	244.3	09:08	8:51.838	
2	2	4:22.093	42.405	1:38.749	2:00.939	4.023	4.599	25.018	7.387	263.8	09:13	13:13.931	
3	2	4:17.293	41.786	1:37.440	1:58.067	3.974	4.537	24.045	7.183	283.0	09:17	17:31.224	
4	2	4:13.994	40.190	1:37.196	1:56.608	3.875	4.504	23.338	7.172	284.3	09:21	21:45.218	
5	2	4:16.944	40.070	1:37.546	1:59.328	4.034	4.479	23.622	7.509	282.1	09:26	26:02.162	
6	2	4:23.238B	40.839	1:37.086	2:05.313		4.531	23.538		282.1	09:30	30:25.400	
7	2	8:18.085	4:43.380	1:37.260	1:57.445	3.817		24.195	7.068	281.7	09:38	38:43.485	
8	2	4:10.181	39.648	1:35.890	1:54.643	3.781	4.439	22.732	6.851	282.5	09:42	42:53.666	
9	2	4:10.109	38.969	1:36.226	1:54.914	3.854	4.432	22.726	6.919	282.1	09:47	47:03.775	
10	2	4:21.055B	40.825	1:36.359	2:03.871		4.457	23.036		284.7	09:51	51:24.830	
11	1	9:39.425	5:45.651	1:41.989	2:11.785	4.085		25.749	8.422	233.7	10:01	1:01:04.255	
12	1	4:26.664	41.870	1:39.538	2:05.256	4.079	4.567	25.048	7.760	257.4	10:05	1:05:30.919	
13	1	4:22.912	41.360	1:39.638	2:01.914	4.022	4.562	24.643	7.840	272.8	10:09	1:09:53.831	
14	1	4:20.976	41.407	1:38.638	2:00.931	3.990	4.539	24.386	7.793	269.2	10:14	1:14:14.807	
15	1	4:32.369B	43.192	1:38.700	2:10.477		4.643	24.550		274.1	10:18	1:18:47.176	
16	3	7:22.998	3:29.579	1:48.613	2:04.806	4.897		25.584	8.186	198.8	10:26	1:26:10.174	
17	3	4:50.589B	51.947	1:47.512	2:11.130		4.819	26.522		195.2	10:31	1:31:00.763	
18	3	7:20.687B	3:14.501	1:49.825	2:16.361			29.389		186.8	10:38	1:38:21.450	
19	3	18:23.009	...	1:41.844	2:00.752	4.183		24.958	7.807	274.5	10:56	1:56:44.459	
20	3	4:16.064	41.598	1:36.809	1:57.657	4.055	4.586	23.436	7.153	283.4	11:01	2:01:00.523	
21	3	4:10.836	39.988	1:35.576	1:55.272	3.938	4.540	22.673	7.573	286.5	11:05	2:05:11.359	
22	3	4:17.147	44.384	1:36.136	1:56.627	3.957	4.485	22.642	7.570	289.3	11:09	2:09:28.506	
23	3	4:19.008B	39.618	1:34.920	2:04.470		4.523	22.846		289.7	11:13	2:13:47.514	
24	4	7:01.793	3:17.301	1:41.652	2:02.840	3.992		25.125	7.952	247.0	11:20	2:20:49.307	
25	4	4:19.536	41.243	1:38.579	1:59.714	3.974	4.556	24.433	7.502	230.5	11:25	2:25:08.843	
26	4	4:20.119	40.312	1:39.090	2:00.717	3.957	4.553	24.378	7.835	250.7	11:29	2:29:28.962	
27	4	4:18.160	40.608	1:37.443	2:00.109	3.931	4.540	23.473	7.342	246.0	11:33	2:33:47.122	
28	4	4:15.878	40.453	1:38.753	1:56.672	3.858	4.521	22.968	7.064	251.4	11:38	2:38:03.000	
29	4	4:14.014	40.083	1:35.995	1:57.936	3.883	4.489	24.639	7.258	290.2	11:42	2:42:17.014	
30	4	4:20.285B	39.459	1:37.078	2:03.748		4.510	22.869		276.5	11:46	2:46:37.299	
31	1	6:39.736	3:02.222	1:38.564	1:58.950	4.161		23.232	7.481	278.7	11:53	2:53:17.035	
32	1	4:17.186	40.803	1:37.087	1:59.296	3.937	4.587	23.509	8.762	289.7	11:57	2:57:34.221	
33	1	4:14.327	40.653	1:36.657	1:57.017	3.909	4.509	22.964	7.504	287.0	12:01	3:01:48.548	
34	1	4:15.710	40.287	1:36.796	1:58.627	4.073	4.506	23.430	7.355	287.4	12:06	3:06:04.258	



24H DU MANS

TEST DAY

Free Practice 1

Sector Analysis

■ Personal Best ■ Session Best B Crossing the finish line in pit lane

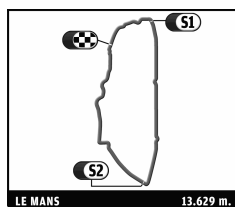
Lap	D	Time	Sector 1	Sector 2	Sector 3	T6	T7	Porsche	Ford	T. Spd	Hour	Elapsed
35	1	4:14.040	40.651	1:36.455	1:56.934	4.008	4.543	23.616	7.005	288.3	12:10	3:10:18.298
36	1	4:24.237 B	40.572	1:36.500	2:07.165		4.531	23.768		287.9	12:14	3:14:42.535
37	3	7:31.892	3:54.130	1:41.181	1:56.581	3.992		23.150	7.256	281.7	12:22	3:22:14.427
38	3	4:17.278	40.192	1:37.188	1:59.898	3.980	4.563	22.511	7.396	272.8	12:26	3:26:31.705
39	3	4:08.885	38.994	1:35.243	1:54.648	3.910	4.560	22.719	6.903	287.9	12:30	3:30:40.590
40	3	4:20.752 B	39.392	1:35.799	2:05.561		4.535	22.280		288.8	12:35	3:35:01.342
41	4	6:25.632	2:52.786	1:36.711	1:56.135	3.880		22.691	7.209	283.0	12:41	3:41:26.974
42	4	4:11.846	39.970	1:36.399	1:55.477	3.821	4.523	22.501	7.212	285.2	12:45	3:45:38.820
43	4	4:08.861	39.176	1:35.352	1:54.333	3.874	4.493	22.215	7.033	289.3	12:49	3:49:47.681
44	4	4:12.350	39.693	1:36.974	1:55.683	3.860	4.505	22.244	7.346	286.1	12:54	3:54:00.031
45	4	4:11.248	38.914	1:35.090	1:57.244	4.204	4.507	22.216	8.722	288.8	12:58	3:58:11.279
46	4	4:11.601	40.515	1:36.234	1:54.852	3.812	4.593	22.425	7.116	285.6	13:02	4:02:22.880

**89** HANKOOK - TEAM FARNBACHER FERRARI 458 ITALIA  
 Dominik FARNBACHER Lehman KEEN (R) LM GTE Pro  
 Allan SIMONSEN

1	2	10:47.108 B	6:45.397	1:43.648	2:18.063			28.248		244.3	09:10	10:47.108
2	2	6:20.572	2:40.614	1:39.586	2:00.372	3.907		24.934	7.816	248.7	09:17	17:07.680
3	2	4:12.734	39.736	1:36.768	1:56.230	3.935	4.504	23.401	6.978	284.3	09:21	21:20.414
4	2	4:10.584	39.666	1:36.022	1:54.896	3.831	4.494	22.849	6.813	285.2	09:25	25:30.998
5	2	4:23.805 B	39.021	1:36.091	2:08.693		4.462	23.256		285.6	09:29	29:54.803
6	2	13:23.243	9:40.798	1:42.087	2:00.358	3.898		23.607	7.686	204.8	09:43	43:18.046
7	2	4:17.281	40.849	1:38.846	1:57.586	3.926	4.497	22.713	7.165	252.1	09:47	47:35.327
8	2	4:10.609	39.457	1:37.043	1:54.109	3.856	4.503	21.887	6.985	283.0	09:51	51:45.936
9	2	4:14.271	39.807	1:38.070	1:56.394	3.836	4.473	23.179	7.428	281.7	09:56	56:00.207
10	2	4:08.946	39.331	1:36.000	1:53.615	3.822	4.473	21.806	6.970	285.2	10:00	1:00:09.153
11	2	4:08.281	38.372	1:36.547	1:53.362	3.857	4.461	21.913	6.823	283.0	10:04	1:04:17.434
12	2	4:24.548 B	39.665	1:40.434	2:04.449		4.473	22.140		281.7	10:08	1:08:41.982
13	2	12:33.094	8:58.422	1:41.136	1:53.536	3.796		21.770	6.844	280.8	10:21	1:21:15.076
14	2	4:20.898 B	39.611	1:37.832	2:03.455		4.468	21.424		217.8	10:25	1:25:35.974
15	2	1:07:15.433	...	1:36.395	1:52.935	3.789		21.542	6.804	284.3	11:32	2:32:51.407
16	2	4:08.137	41.124	1:35.179	1:51.834	3.794	4.459	21.365	6.506	287.9	11:36	2:36:59.544
17	2	4:06.339	38.061	1:33.949	1:54.329	3.776	4.464	23.601	6.551	290.2	11:41	2:41:05.883
18	2	4:02.928	38.056	1:33.691	1:51.181	3.707	4.455	21.400	6.376	288.8	11:45	2:45:08.811
19	2	4:15.443 B	38.194	1:33.827	2:03.422		4.419	22.715		289.7	11:49	2:49:24.254
20	2	12:33.340	9:04.585	1:34.755	1:54.000	3.793		22.097	7.111	287.9	12:01	3:01:57.594
21	2	4:04.101	37.989	1:33.856	1:52.256	3.752	4.463	22.006	6.325	288.8	12:06	3:06:01.695
22	2	4:15.423 B	38.735	1:34.778	2:01.910		4.444	21.876		287.9	12:10	3:10:17.118
23	2	7:59.090	4:30.261	1:36.545	1:52.284	3.700		21.094	6.652	283.4	12:18	3:18:16.208
24	2	4:01.495	37.744	1:33.413	1:50.338	3.686	4.442	20.880	6.313	288.3	12:22	3:22:17.703
25	2	4:10.600	38.121	1:35.055	1:57.424	3.722	4.425	21.813	6.524	266.1	12:26	3:26:28.303
26	2	4:04.097	37.920	1:33.979	1:52.198	3.730	4.449	22.182	6.349	287.9	12:30	3:30:32.400
27	2	4:24.288 B	38.653	1:39.118	2:06.517		4.451	22.739		287.9	12:34	3:34:56.688
28	2	9:42.410	6:12.144	1:36.477	1:53.789	3.795		22.977	6.547	270.4	12:44	3:44:39.098
29	2	4:03.930	38.141	1:34.338	1:51.451	3.687	4.475	21.614	6.343	287.0	12:48	3:48:43.028
30	2	4:03.052	37.876	1:34.038	1:51.138	3.678	4.435	21.619	6.267	287.4	12:52	3:52:46.080
31	2	4:19.994 B	39.511	1:35.620	2:04.863		4.428	22.721		287.9	12:57	3:57:06.074

**91** HOPE RACING ORECA  
 Luca MORO (R) Zhang Shan QI (R) FLM  
 Nicolas MARROC (R) Alessandro CIOGNANI

1	2	8:19.826 B	3:52.321	1:54.937	2:32.568			29.698		183.4	09:08	8:19.826
2	2	10:12.579	6:28.213	1:39.571	2:04.795	3.907		26.144	9.086	274.5	09:18	18:32.405
3	2	4:16.564	40.320	1:35.892	2:00.352	3.786	4.378	25.154	7.298	279.1	09:22	22:48.969
4	2	4:07.512	37.679	1:34.218	1:55.615	3.847	4.344	23.397	6.939	279.5	09:26	26:56.481
5	2	4:18.722 B	37.766	1:34.330	2:06.626		4.344	22.889		279.9	09:31	31:15.203
6	2	6:50.332	3:22.331	1:34.461	1:53.540	3.792		21.945	7.108	276.1	09:38	38:05.535
7	2	4:03.072	38.596	1:33.056	1:51.420	3.738	4.334	20.452	7.507	282.1	09:42	42:08.607
8	2	4:00.431	36.943	1:32.594	1:50.894	3.718	4.294	20.326	7.042	278.7	09:46	46:09.038



24H DU MANS

TEST DAY

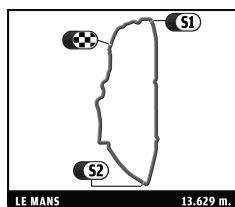
Free Practice 1

Sector Analysis

Personal Best Session Best B Crossing the finish line in pit lane

Lap	D	Time	Sector 1	Sector 2	Sector 3	T6	T7	Porsche	Ford	T. Spd	Hour	Elapsed
9	2	3:58.369	36.455	1:32.640	1:49.274	3.665	4.298	20.002	6.900	278.7	09:50	50:07.407
10	2	4:17.282 B	36.370	1:34.538	2:06.374		4.270	23.967		275.3	09:54	54:24.689
11	1	9:34.403	5:39.876	1:43.078	2:11.449	4.227		26.424	9.652	221.8	10:03	1:03:59.092
12	1	5:47.359	42.446	3:01.184	2:03.729	4.243	4.464	24.696	8.176	278.7	10:09	1:09:46.451
13	1	4:32.951 B	40.361	1:39.437	2:13.153		4.468	25.168		278.7	10:14	1:14:19.402
14	1	31:20.653	...	1:46.911	2:19.359	4.622		33.352	9.563	246.0	10:45	1:45:40.055
15	1	5:10.990 B	49.722	1:50.879	2:30.389		4.599	33.458		224.5	10:50	1:50:51.045
16	1	6:47.254	2:53.372	1:48.098	2:05.784	4.245		25.947	8.717	205.1	10:57	1:57:38.299
17	1	4:20.956	41.448	1:39.853	1:59.655	4.117	4.461	24.378	8.195	271.6	11:01	2:01:59.255
18	1	4:12.888	40.086	1:36.220	1:56.582	4.023	4.449	22.736	7.949	282.5	11:06	2:06:12.143
19	1	4:08.744	39.148	1:35.353	1:54.243	3.939	4.413	22.503	7.663	283.4	11:10	2:10:20.887
20	1	4:20.173 B	38.595	1:35.563	2:06.015		4.391	23.975		282.1	11:14	2:14:41.060
21	3	7:54.367	3:57.907	1:48.621	2:07.839	4.034		28.100	9.590	280.4	11:22	2:22:35.427
22	3	4:18.887	42.113	1:37.355	1:59.419	3.796	4.446	25.663	7.792	232.5	11:26	2:26:54.314
23	3	4:12.940	40.389	1:35.699	1:56.852	3.950	4.395	23.896	7.643	255.6	11:31	2:31:07.254
24	3	4:09.601	40.053	1:34.678	1:54.870	3.735	4.424	23.234	7.774	283.4	11:35	2:35:16.855
25	3	7:31.260 B	38.852	1:35.070	5:17.338		4.414	3:22.917		283.4	11:42	2:42:48.115
26	3	45:38.135	...	1:37.558	2:04.730	3.900		26.569	8.513	275.7	12:28	3:28:26.250
27	3	4:10.541	39.518	1:34.778	1:56.245	3.728	4.390	24.261	7.717	281.7	12:32	3:32:36.791
28	3	4:09.803	38.685	1:34.479	1:56.639	3.743	4.326	23.857	8.035	281.2	12:36	3:36:46.594
29	3	4:07.118	38.433	1:34.097	1:54.588	3.830	4.345	22.993	7.583	282.5	12:40	3:40:53.712
30	3	4:26.552 B	40.669	1:34.837	2:11.046		4.368	25.524		281.2	12:45	3:45:20.264
31	4	7:32.635	3:44.898	1:41.940	2:05.797	4.033		26.993	7.772	258.9	12:52	3:52:52.899
32	4	4:23.743	42.165	1:39.657	2:01.921	4.055	4.445	26.408	8.145	278.7	12:57	3:57:16.642
33	4	4:18.103	41.310	1:36.524	2:00.269	3.971	4.420	25.002	7.813	280.8	13:01	4:01:34.745

93		GENOA RACING		ORECA		FLM						
		Elton JULIAN (R)		Jens PETERSEN (R)								
		Christian ZUGEL (R)		Nicolas DE CREM (R)								
1	1	5:14.376 B	1:04.230	1:46.330	2:23.816	29.988	218.3	09:05	5:14.376			
2	1	11:16.857	7:30.684	1:41.106	2:05.067	4.045	8.590	248.7	09:16	16:31.233		
3	1	4:20.517	40.929	1:38.660	2:00.928	3.910	4.422	24.889	8.027	276.1	09:20	20:51.750
4	1	4:16.611	39.796	1:36.883	1:59.932	3.837	4.378	25.471	7.719	254.2	09:25	25:08.361
5	1	4:10.116	39.029	1:35.796	1:55.291	3.794	4.352	22.866	7.368	279.5	09:29	29:18.477
6	1	4:08.320	38.112	1:35.879	1:54.329	3.746	4.354	22.627	7.254	282.5	09:33	33:26.797
7	1	4:06.746	37.912	1:35.603	1:53.231	3.827	4.304	22.100	7.216	282.1	09:37	37:33.543
8	1	4:21.329 B	39.031	1:36.206	2:06.092		4.347	23.400		280.4	09:41	41:54.872
9	2	11:25.625 B	7:02.677	1:53.699	2:29.249	29.450		218.8		218.8	09:53	53:20.497
10	2	9:16.812	5:16.837	1:43.882	2:16.093	4.273		28.943	8.820	248.0	10:02	1:02:37.309
11	2	4:38.877	44.578	1:43.417	2:10.882	4.126	4.541	27.039	8.622	237.0	10:07	1:07:16.186
12	2	4:35.338	44.443	1:43.410	2:07.485	4.101	4.469	25.792	8.387	275.7	10:11	1:11:51.524
13	2	4:26.754	42.721	1:39.904	2:04.129	4.038	4.559	25.373	8.321	274.9	10:16	1:16:18.278
14	2	4:36.655 B	41.623	1:39.814	2:15.218		4.456	25.131		277.0	10:20	1:20:54.933
15	3	14:57.681	...	1:56.115	2:15.926	4.684		29.096	9.726	175.0	10:35	1:35:52.614
16	3	4:44.486	47.988	1:46.149	2:10.349	4.507	4.743	26.873	9.445	204.8	10:40	1:40:37.100
17	3	4:39.885	46.088	1:43.983	2:09.814	4.383	4.584	26.391	9.807	252.8	10:45	1:45:16.985
18	3	4:50.437 B	46.318	1:44.079	2:20.040		4.570	25.444		268.8	10:50	1:50:07.422
19	3	6:45.731	3:08.836	1:39.021	1:57.874	3.900		22.377	7.939	265.3	10:56	1:56:53.153
20	3	4:16.695	40.303	1:37.976	1:58.416	3.877	4.452	23.259	7.885	281.2	11:01	2:01:09.848
21	3	4:10.062	40.350	1:35.094	1:54.618	3.810	4.427	21.835	7.496	283.4	11:05	2:05:19.910
22	3	4:06.620	39.060	1:34.690	1:52.870	3.732	4.384	21.418	7.002	283.0	11:09	2:09:26.530
23	3	4:05.083	38.528	1:33.733	1:52.822	3.843	4.363	20.845	7.766	283.9	11:13	2:13:31.613
24	3	4:04.945	38.016	1:34.637	1:52.292	3.781	4.401	20.955	7.409	287.0	11:17	2:17:36.558
25	3	4:18.264 B	38.466	1:35.352	2:04.446		4.395	20.925		286.5	11:21	2:21:54.822
26	4	9:31.950	6:02.432	1:36.188	1:53.330	3.817		21.638	7.253	266.8	11:31	2:31:26.772
27	4	4:04.630	38.997	1:34.723	1:50.910	3.881	4.406	20.645	7.132	271.2	11:35	2:35:31.402
28	4	4:10.509	37.681	1:33.818	1:59.010	3.789	4.419	25.309	7.663	286.5	11:39	2:39:41.911
29	4	4:07.038	39.357	1:34.863	1:52.818	3.931	4.390	21.609	7.631	279.5	11:43	2:43:48.949



24H DU MANS

TEST DAY

Free Practice 1

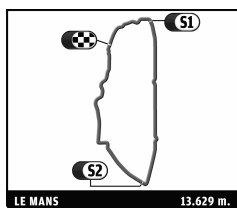
Sector Analysis

Personal Best Session Best B Crossing the finish line in pit lane

Lap	D	Time	Sector 1	Sector 2	Sector 3	T6	T7	Porsche	Ford	T. Spd	Hour	Elapsed
30	4	4:12.474 B	37.631	1:33.574	2:01.269		4.428	20.530		283.9	11:48	2:48:01.423
31	4	7:59.465	4:32.448	1:34.336	1:52.681	3.742		22.469	6.955	280.8	11:56	2:56:00.888
32	4	3:57.881	36.761	1:32.333	1:48.787	3.743	4.359	19.819	6.862	283.0	11:59	2:59:58.769
33	4	3:59.268	37.958	1:32.692	1:48.618	3.743	4.360	19.720	6.701	272.8	12:03	3:03:58.037
34	4	3:57.233	36.788	1:32.350	1:48.095	3.709	4.360	19.700	6.551	282.5	12:07	3:07:55.270
35	4	4:02.891	36.783	1:32.025	1:54.083	4.108	4.325	19.925	7.763	283.4	12:11	3:11:58.161
36	4	4:10.502 B	37.956	1:33.839	1:58.707		4.523	19.641		283.0	12:16	3:16:08.663
37	2	10:35.804	6:46.330	1:41.158	2:08.316	4.131		27.157	8.636	270.0	12:26	3:26:44.467
38	2	4:23.814	42.565	1:37.694	2:03.555	3.987	4.515	25.380	8.355	281.7	12:31	3:31:08.281
39	2	4:20.382	40.613	1:37.390	2:02.379	4.198	4.447	24.459	9.068	283.4	12:35	3:35:28.663
40	2	4:17.096	40.334	1:37.248	1:59.514	3.978	4.529	23.930	8.290	281.2	12:39	3:39:45.759
41	2	4:18.846	40.632	1:36.937	2:01.277	3.965	4.446	25.866	8.315	281.2	12:44	3:44:04.605
42	2	4:14.160	39.943	1:35.862	1:58.355	3.906	4.427	23.962	7.999	281.2	12:48	3:48:18.765
43	2	4:15.717	41.382	1:36.416	1:57.919	3.935	4.421	23.623	7.969	280.8	12:52	3:52:34.482
44	2	4:17.279	42.164	1:36.709	1:58.406	3.937	4.404	23.805	7.976	281.7	12:56	3:56:51.761
45	2	4:31.698 B	39.824	1:35.642	2:16.232		4.417	26.915		280.8	13:01	4:01:23.459

<b>99</b>	<b>JMB RACING</b>											ORECA
	Olivier LOMBARD (R)	John HARTSHORNE (R)										FLM
	Phillippe MONDOLOT (R)											

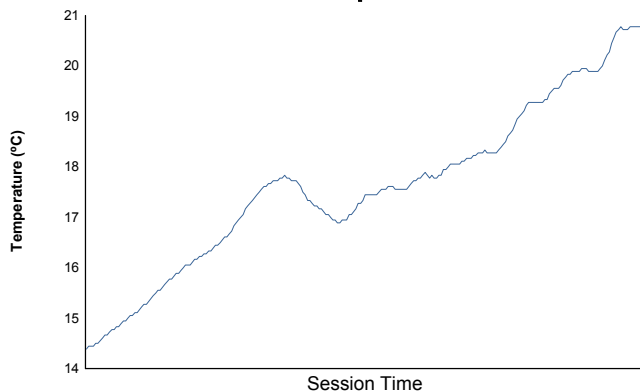
1	1	11:58.365 B	7:06.624	2:07.370	2:44.371			30.191		176.3	09:11	11:58.365
2	1	8:29.021	4:35.258	1:47.547	2:06.216	3.941		25.630	8.646	219.6	09:20	20:27.386
3	1	4:25.094	42.929	1:43.142	1:59.023	3.828	4.438	23.336	8.115	227.3	09:24	24:52.480
4	1	4:14.590	40.444	1:38.050	1:56.096	3.808	4.371	22.522	7.753	275.3	09:29	29:07.070
5	1	4:09.476	39.045	1:35.827	1:54.604	3.772	4.382	21.650	7.683	281.2	09:33	33:16.546
6	1	4:20.640 B	38.871	1:35.352	2:06.417		4.429	22.142		281.2	09:37	37:37.186
7	2	15:07.397	...	2:08.642	2:39.526	4.684		34.444	10.077	182.5	09:52	52:44.583
8	2	5:10.899	49.958	1:55.528	2:25.413	4.635	4.619	31.665	9.989	204.2	09:57	57:55.482
9	2	5:04.098	49.217	1:51.527	2:23.354	4.584	4.680	30.732	9.962	210.3	10:02	1:02:59.580
10	2	4:54.055	48.159	1:49.880	2:16.016	4.365	4.689	29.501	9.953	223.4	10:07	1:07:53.635
11	2	5:02.788 B	45.897	1:47.377	2:29.514		4.527	29.354		242.4	10:12	1:12:56.423
12	1	11:33.773	6:54.876	2:07.735	2:31.162	4.608		32.051	9.913	180.5	10:24	1:24:30.196
13	1	6:04.960	59.146	2:27.164	2:38.650	5.973	4.940	34.383	10.597	156.7	10:30	1:30:35.156
14	1	6:10.189	1:04.678	2:27.469	2:38.042	5.421	6.371	35.275	11.104	158.7	10:36	1:36:45.345
15	1	5:39.486	57.218	2:12.893	2:29.375	5.160	5.845	32.855	10.243	185.9	10:42	1:42:24.831
16	1	5:35.677 B	55.800	2:03.215	2:36.662		5.509	33.481		205.5	10:48	1:48:00.508
17	1	25:05.749	...	1:37.447	1:56.540	3.767		22.268	7.622	273.2	11:13	2:13:06.257
18	1	4:08.106	38.736	1:35.430	1:53.940	3.719	4.405	21.393	7.599	282.1	11:17	2:17:14.363
19	1	4:03.072	37.905	1:33.211	1:51.956	3.674	4.369	20.916	7.455	283.0	11:21	2:21:17.435
20	1	4:16.474 B	37.631	1:34.414	2:04.429		4.343	20.928		282.5	11:25	2:25:33.909
21	2	10:51.526	6:42.817	1:54.459	2:14.250	4.300		28.647	9.627	210.3	11:36	2:36:25.435
22	2	4:44.001	44.684	1:44.092	2:15.225	4.315	4.589	30.513	8.946	269.2	11:41	2:41:09.436
23	2	4:34.604	43.640	1:43.177	2:07.787	4.215	4.530	26.656	9.096	228.2	11:45	2:45:44.040
24	2	4:35.573	43.152	1:43.522	2:08.899	4.083	4.521	26.863	8.920	251.4	11:50	2:50:19.613
25	2	4:28.260	41.824	1:41.228	2:05.208	4.104	4.494	26.133	8.907	276.5	11:54	2:54:47.873
26	2	4:39.872 B	41.540	1:41.086	2:17.246		4.488	25.774		248.7	11:59	2:59:27.745
27	3	7:53.400 B	3:43.352	1:46.707	2:23.341			29.011		256.0	12:07	3:07:21.145



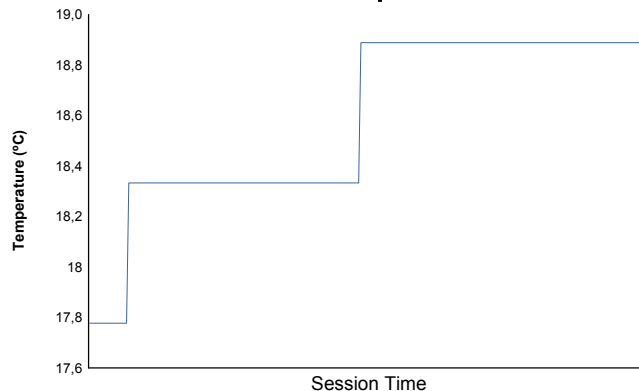
Computerised results and timing service

**TEST DAY**  
**24H DU MANS**  
**Free Practice 1**  
**Weather Report**

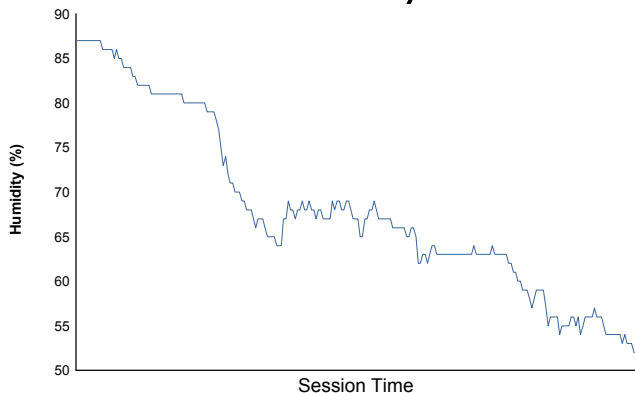
**Air Temperature**



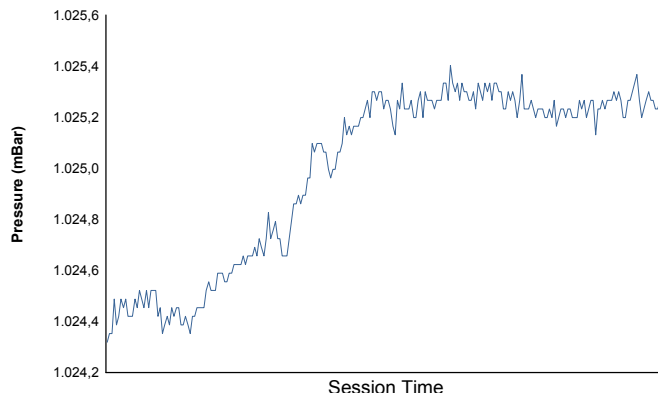
**Track Temperature**



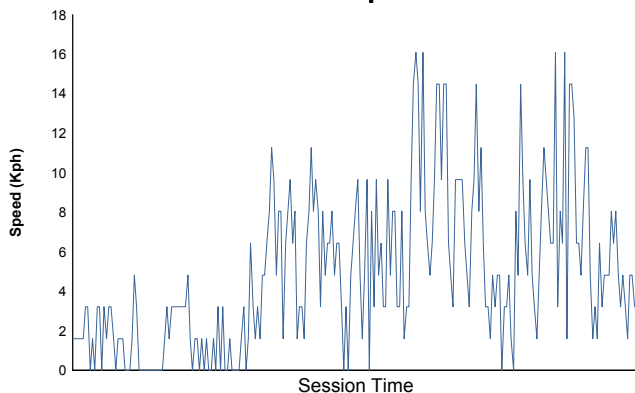
**Humidity**



**Pressure**

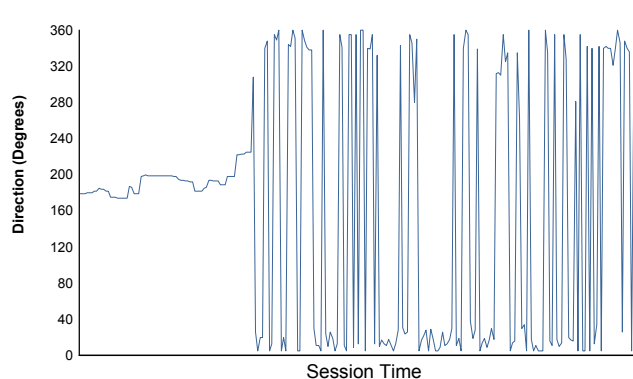


**Wind Speed**



**Wind direction**

North = 0°/360° Est = 90° South = 180° West = 270°



Track Status:

**DRY**