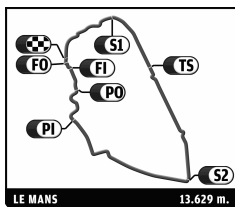




24 HEURES DU MANS 2011



24 HEURES DU MANS

ILMC

Qualifying 2

After 1 Hour Provisional Classification

Nr.	Team	Driver	Car	Cl	Ty	Time	Lap	Total	Gap	Kph
1	8 Peugeot Sport Total	F. Montagny / S. Sarrazin / N. Minassian	Peugeot 908	LM P1	M	3:27.906	5	9	-	236.0
2	1 Audi Sport Team Joest	T. Bernhard / R. Dumas / M. Rockenfeller	Audi R18 TDI	LM P1	M	3:27.958	10	12	+0.052	235.9
3	3 Audi Sport North America	R. Capello / T. Kristensen / A. McNish	Audi R18 TDI	LM P1	M	3:28.056	11	14	+0.150	235.8
4	2 Audi Sport Team Joest	M. Fassler / A. Lotterer / B. Tréluyer	Audi R18 TDI	LM P1	M	3:28.496	7	12	+0.590	235.3
5	9 Team Peugeot Total	P. Lamy / S. Bourdais / S. Pagenaud	Peugeot 908	LM P1	M	3:28.739	5	14	+0.833	235.1
6	7 Peugeot Sport Total	M. Gene / A. Wurz / A. Davidson	Peugeot 908	LM P1	M	3:30.436	8	11	+2.530	233.2
7	10 Team Oreca Matmut	N. Lapierre / L. Duval / O. Panis	Peugeot 908 HDI-FAP	LM P1	M	3:35.295	13	13	+7.389	227.9
8	16 Pescarolo Team	E. Collard / C. Tinseau / J. Jousse	Pescarolo Judd	LM P1	M	3:35.745	12	12	+7.839	227.4
9	13 Rebellion Racing	A. Belicchi / J. Boullion / G. Smith	Lola B 10/60 Coupe-Toyota	LM P1	M	3:36.382	10	11	+8.476	226.7
10	22 Kronos Racing	V. Ickx / M. Martin / B. Leinders	Lola Aston Martin	LM P1	M	3:36.551	7	8	+8.645	226.6
11	15 Oak Racing	T. Monteiro / G. Moreau / P. Ragues	Oak Pescarolo-Judd	LM P1	D	3:38.774	11	12	+10.868	224.3
12	20 Quifel-Asm Team	M. Amaral / O. Pla / W. Hughes	Zytek 09 SC	LM P1	D	3:40.061	6	13	+12.155	223.0
13	12 Rebellion Racing	N. Jani / N. Prost / J. Bleekemolen	Lola B 10/60 Coupe-Toyota	LM P1	M	3:40.163	6	14	+12.257	222.9
14	26 Signatech Nissan	F. Maillieux / L. Ordofez / S. Ayari	Oreca 03-Nissan	LM P2	D	3:42.999	5	14	+15.093	220.0
15	24 Oak Racing	J. Nicolet / R. Hein / J. Yvon	Oak Pescarolo-Judd	LM P1	D	3:44.049	12	13	+16.143	219.0
16	42 Strakka Racing	N. Leventis / D. Watts / J. Kane	Honda Performance Development Ax 01 B	LM P2	M	3:45.041	3	10	+17.135	218.0
17	39 Pecom Racing	L. Perez-Companc / M. Russo / P. Kaffer	Lola B11/40-Judd Bmw	LM P2	M	3:45.538	7	11	+17.632	217.5
18	41 Greaves Motorsport	K. Ojeh / O. Lombard / T. Kimber-Smith	Zytek Nissan	LM P2	D	3:45.982	5	5	+18.076	217.1
19	48 Team Oreca Matmut	A. Premat / D. Hallyday / D. Kraihamer	Oreca 03-Nissan	LM P2	M	3:46.789	3	6	+18.883	216.3
20	49 Oak Racing	S. Nakano / N. De Crem / J. Charouz	Oak Pescarolo-BMW	LM P2	D	3:47.486	4	8	+19.580	215.7
21	44 Extreme Limite AM Paris	F. Rosier / P. Haезbrouck / J. De Fournoux	Norma M200P-Judd BMW	LM P2	D	3:48.420	7	8	+20.514	214.8
22	40 Race Performance	M. Frey / R. Meichtry / M. Rostan	Oreca 03-Judd BMW	LM P2	D	3:48.603	3	4	+20.697	214.6
23	36 RML	T. Erdos / M. Newton / B. Collins	Honda Performance Development Ax 01 D	LM P2	D	3:49.163	8	10	+21.257	214.1
24	5 Hope Racing	S. Zaachia / J. Lammers / C. Elgaard	Oreca Swiss Hy Tech-Hybrid	LM P1	M	3:50.495	4	9	+22.589	212.9
25	009 Aston Martin Racing	A. Fernandez / A. Meyrick / H. Primat	Aston Martin AMR-One	LM P1	M	3:56.465	6	6	+28.559	207.5
26	55 BMW Motorsport	A. Farfus / J. Muller / D. Werner	BMW M3 GT	LM GTE Pro	D	3:59.426	7	13	+31.520	204.9
27	74 Corvette Racing	O. Gavin / J. Magnussen / R. Westbrook	Chevrolet Corvette C6 ZR1	LM GTE Pro	M	4:00.087	8	12	+32.181	204.4
28	33 Level 5 Motorsports	S. Tucker / C. Bouchut / J. Barbosa	Lola Coupe-Honda Performance Development	LM P2	M	4:00.209	8	8	+32.303	204.3
29	66 JMW Motorsport	R. Bell / T. Sugden / X. Maassen	Ferrari 458 Italia	LM GTE Pro	D	4:00.890	7	12	+32.984	203.7
30	77 Team Felbermayr-Proton	M. Lieb / R. Lietz / W. Henzler	Porsche 911 RSR (997)	LM GTE Pro	M	4:00.901	10	11	+32.995	203.7
31	56 BMW Motorsport	A. Priaux / D. Muller / J. Hand	BMW M3 GT	LM GTE Pro	D	4:01.190	5	12	+33.284	203.4
32	59 Luxury Racing	S. Orzelli / F. Makowiecki / J. Melo	Ferrari 458 Italia	LM GTE Pro	M	4:01.279	10	12	+33.373	203.4
33	35 Oak Racing	A. Barlesi / F. Da Rocha / P. Lafargue	Oak Pescarolo-Judd BMW	LM P2	D	4:01.400	8	11	+33.494	203.2
34	51 AF Corse Srl	G. Fisichella / G. Bruni / T. Vilander	Ferrari 458 Italia	LM GTE Pro	M	4:01.717	4	5	+33.811	203.0
35	71 AF Corse	R. Kauffman / M. Waltrip / R. Aguas	Ferrari 458 Italia	LM GTE Pro	M	4:02.216	3	9	+34.310	202.6
36	80 Flying Lizard Motorsports	J. Bergmeister / P. Long / L. Luhr	Porsche 911 RSR (997)	LM GTE Pro	M	4:03.128	5	9	+35.222	201.8
37	73 Corvette Racing	A. Garcia / T. Milner / O. Beretta	Chevrolet Corvette C6 ZR1	LM GTE Pro	M	4:03.133	7	11	+35.227	201.8
38	75 Prospeed Competition	M. Goossens / M. Holzer / J. Van Lagen	Porsche 911 RSR (997)	LM GTE Pro	M	4:03.521	9	11	+35.615	201.5
39	76 Imsa Performance Matmut	P. Pilet / R. Narac / N. Armindo	Porsche 911 RSR (997)	LM GTE Pro	M	4:06.438	5	7	+38.532	199.1
40	88 Team Felbermayr-Proton	B. Müller / N. Tandy / A. Al-Faisal	Porsche 911 RSR (997)	LM GTE Pro	M	4:06.552	5	6	+38.646	199.0
41	61 AF Corse SRL	P. Perazzini / M. Cioci / S. Breslin	Ferrari F430	LM GTE Am	M	4:06.890	3	12	+38.984	198.7
42	62 CRS Racing	P. Ehret / S. Lynn / R. Wills	Ferrari F430	LM GTE Am	M	4:07.236	10	11	+39.330	198.5
43	70 Larbre Competition	C. Bourret / P. Gibon / J. Belloc	Porsche 911 RSR (997)	LM GTE Am	M	4:07.261	5	9	+39.355	198.4
44	58 Luxury Racing	A. Beltoise / F. Jakubowski / P. Thiriet	Ferrari 458 Italia	LM GTE Pro	M	4:07.644	6	8	+39.738	198.1
45	68 Robertson Racing LLC	D. Robertson / A. Robertson / D. Murry	Ford GT-Doran	LM GTE Am	M	4:08.208	5	6	+40.302	197.7
46	63 Proton Competition	C. Ried / H. Felbermayr Jr. / H. Felbermayr	Porsche 911 RSR (997)	LM GTE Am	M	4:10.676	8	11	+42.770	195.7
47	89 Hankook-Team Farnbacher	D. Farnbacher / A. Simonsen / L. Keen	Ferrari 458 Italia	LM GTE Pro	H	4:12.200	4	4	+44.294	194.5
48	64 Lotus Jetalliance	O. Slingerland / M. Rich / J. Hartshorne	Lotus Evora	LM GTE Pro	M	4:12.569	7	12	+44.663	194.3
49	83 JMB Racing	M. Rodrigues / J. Menahem / N. Marroc	Ferrari F430	LM GTE Am	M	4:13.183	11	12	+45.277	193.8
50	81 Flying Lizard Motorsports	S. Neiman / D. Law / S. Pumpelly	Porsche 911 RSR (997)	LM GTE Am	M	4:13.930	11	12	+46.024	193.2
51	50 Larbre Competition	P. Borhanuser / J. Canal / G. Gardel	Chevrolet Corvette C6 ZR1	LM GTE Am	M					
52	57 Krohn Racing	T. Krohn / N. Jonsson / M. Rugolo	Ferrari F430	LM GTE Am	D					
53	60 Gulf AMR Middle East	F. Giroix / R. Goethe / M. Wainwright	Aston Martin Vantage	LM GTE Am	D					
54	65 Lotus Jetalliance	J. Rossiter / J. Mowlen / J. Hirschi	Lotus Evora	LM GTE Pro	M			2		
55	79 Jota	S. Dolan / S. Hancock / C. Buncombe	Aston Martin Vantage	LM GTE Pro	D			1		
56	007 Aston Martin Racing	C. Klein / S. Mucke / D. Turner	Aston Martin AMR-One	LM P1	M					

Fastest Lap Lap 5 Franck Montagny 3:27.906 236.0 Kph

Published at:

Track Status:

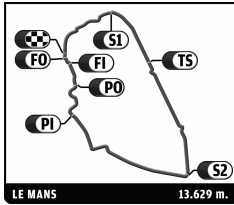
DRY

Race Director: Daniel Poissenot

Timekeeper: Christian Crucifix



24 HEURES DU MANS 2011



24 HEURES DU MANS

ILMC
Qualifying 2

After 4 Hours Provisional Classification By Class

Nr.	Team	Driver	Car	Ty	Time	Lap	Total	Gap	Kph
LM P1									
1	2 Audi Sport Team Joest	M. Fassler / A. Lotterer / B. Tréluyer	Audi R18 TDI	M	3:25.961	28	29		238.2
2	8 Peugeot Sport Total	F. Montagny / S. Sarrazin / N. Minassian	Peugeot 908	M	3:26.156	22	23	+0.195	+0.195 238.0
3	7 Peugeot Sport Total	M. Gene / A. Wurz / A. Davidson	Peugeot 908	M	3:26.272	19	21	+0.311	+0.116 237.9
4	3 Audi Sport North America	R. Capello / T. Kristensen / A. McNish	Audi R18 TDI	M	3:27.602	22	31	+1.641	+1.330 236.3
5	1 Audi Sport Team Joest	T. Bernhard / R. Dumas / M. Rockenfeller	Audi R18 TDI	M	3:27.697	20	21	+1.736	+0.095 236.2
6	9 Team Peugeot Total	P. Lamy / S. Bourdais / S. Pagnaud	Peugeot 908	M	3:28.739	5	28	+2.778	+1.042 235.1
7	10 Team Oreca Matmut	N. Lapierre / L. Duval / O. Paris	Peugeot 908 HDI-FAP	M	3:30.828	30	30	+4.867	+2.089 232.7
8	16 Pescarolo Team	E. Collard / C. Tinseau / J. Jousse	Pescarolo Judd	M	3:33.066	25	26	+7.105	+2.238 230.3
9	12 Rebellion Racing	N. Jani / N. Prost / J. Bleekemolen	Lola B 10/60 Coupe-Toyota	M	3:33.982	28	29	+8.021	+0.916 229.3
10	13 Rebellion Racing	A. Belicchi / J. Boullion / G. Smith	Lola B 10/60 Coupe-Toyota	M	3:34.892	22	22	+8.931	+0.910 228.3
11	15 Oak Racing	T. Monteiro / G. Moreau / P. Ragues	Oak Pescarolo-Judd	D	3:34.933	21	26	+8.972	+0.041 228.3
12	22 Kronos Racing	V. Ickx / M. Martin / B. Leinders	Lola Aston Martin	M	3:36.551	7	20	+10.590	+1.618 226.6
13	20 Quifel-Asm Team	M. Amaral / O. Pla / W. Hughes	Zytek 09 SC	D	3:37.393	27	27	+11.432	+0.842 225.7
14	24 Oak Racing	J. Nicolet / R. Hein / J. Yvon	Oak Pescarolo-Judd	D	3:41.908	18	28	+15.947	+4.515 221.1
15	007 Aston Martin Racing	C. Klein / S. Mucke / D. Turner	Aston Martin AMR-One	M	3:46.450	6	9	+20.489	+4.542 216.7
16	009 Aston Martin Racing	A. Fernandez / A. Meyrick / H. Primat	Aston Martin AMR-One	M	3:48.355	16	16	+22.394	+1.905 214.9
17	5 Hope Racing	S. Zaccchia / J. Lammers / C. Elgaard	Oreca Swiss Hy Tech-Hybrid	M	3:50.495	4	11	+24.534	+2.140 212.9
LM P2									
1	26 Signatech Nissan	F. Maillieux / L. Ordóñez / S. Ayari	Oreca 03-Nissan	D	3:41.458	29	29		221.6
2	48 Team Oreca Matmut	A. Premat / D. Hallyday / D. Kraïhamer	Oreca 03-Nissan	M	3:43.098	11	22	+1.640	+1.640 219.9
3	39 Pecom Racing	L. Perez-Compagnon / M. Russo / P. Kaffer	Lola B11/40-Judd Bmw	M	3:43.223	25	26	+1.765	+0.125 219.8
4	42 Strakka Racing	N. Leventis / D. Watts / J. Kane	Honda Performance Development Arx 01 D	M	3:45.041	3	13	+3.583	+1.818 218.0
5	49 Oak Racing	S. Nakano / N. De Crem / J. Charouz	Oak Pescarolo-BMW	D	3:45.297	17	18	+3.839	+0.256 217.8
6	41 Greaves Motorsport	K. Ojeh / O. Lombard / T. Kimber-Smith	Zytek Nissan	D	3:45.982	5	14	+4.524	+0.685 217.1
7	44 Extreme Limite AM Paris	F. Rosier / P. Haezebrouck / J. De Fournoux	Norma M200P-Judd BMW	D	3:48.420	7	18	+6.962	+2.438 214.8
8	40 Race Performance	M. Frey / R. Meichtry / M. Rostan	Oreca 03-Judd BMW	D	3:48.603	3	4	+7.145	+0.183 214.6
9	35 Oak Racing	A. Barlesi / F. Da Rocha / P. Lafargue	Oak Pescarolo-Judd BMW	D	3:48.665	14	25	+7.207	+0.062 214.6
10	36 RML	T. Erdos / M. Newton / B. Collins	Honda Performance Development Arx 01 D	D	3:48.765	23	23	+7.307	+0.100 214.5
11	33 Level 5 Motorsports	S. Tucker / C. Bouchut / J. Barbosa	Lola Coupe-Honda Performance Development	M	3:57.072	12	12	+15.614	+8.307 207.0
LM GTE Pro									
1	51 AF Corse Srl	G. Fisichella / G. Bruni / T. Vilander	Ferrari 458 Italia	M	3:58.040	10	12		206.1
2	55 BMW Motorsport	A. Farfus / J. Müller / D. Werner	BMW M3 GT	D	3:59.426	7	25	+1.386	+1.386 204.9
3	89 Hankook-Team Farnbacher	D. Farnbacher / A. Simonsen / L. Keen	Ferrari 458 Italia	H	3:59.519	14	15	+1.479	+0.093 204.8
4	77 Team Felbermayr-Proton	M. Lieb / R. Lietz / W. Henzler	Porsche 911 RSR (997)	M	3:59.662	16	22	+1.622	+0.143 204.7
5	74 Corvette Racing	O. Gavin / J. Magnussen / R. Westbrook	Chevrolet Corvette C6 ZR1	M	4:00.087	8	22	+2.047	+0.425 204.4
6	66 JMW Motorsport	R. Bell / T. Sugden / X. Maassen	Ferrari 458 Italia	D	4:00.890	7	25	+2.850	+0.803 203.7
7	79 Jota	S. Dolan / S. Hancock / C. Buncombe	Aston Martin Vantage	D	4:00.921	10	15	+2.881	+0.031 203.7
8	59 Luxury Racing	S. Ortelli / F. Makowiecki / J. Melo	Ferrari 458 Italia	M	4:01.015	21	22	+2.975	+0.094 203.6
9	58 Luxury Racing	A. Beltoise / F. Jakubowski / P. Thiriet	Ferrari 458 Italia	M	4:01.176	18	21	+3.136	+0.161 203.4
10	56 BMW Motorsport	A. Priaux / D. Müller / J. Hand	BMW M3 GT	D	4:01.190	5	18	+3.150	+0.014 203.4
11	73 Corvette Racing	A. Garcia / T. Milner / O. Beretta	Chevrolet Corvette C6 ZR1	M	4:01.626	20	21	+3.586	+0.436 203.1
12	71 AF Corse	R. Kauffman / M. Waltrip / R. Aguas	Ferrari 458 Italia	M	4:02.216	3	19	+4.176	+0.590 202.6
13	80 Flying Lizard Motorsports	J. Bergmeister / P. Long / L. Luhr	Porsche 911 RSR (997)	M	4:03.128	5	19	+5.088	+0.912 201.8
14	75 Prospeed Competition	M. Goossens / M. Holzer / J. Van Lagen	Porsche 911 RSR (997)	M	4:03.521	9	20	+5.481	+0.393 201.5
15	88 Team Felbermayr-Proton	B. Müller / N. Tandy / A. Al-Faisal	Porsche 911 RSR (997)	M	4:03.613	13	16	+5.573	+0.092 201.4
16	76 Insa Performance Matmut	P. Pilet / R. Narac / N. Armindo	Porsche 911 RSR (997)	M	4:06.438	5	17	+8.398	+2.825 199.1
17	64 Lotus Jetalliance	O. Slingerland / M. Rich / J. Hartshorne	Lotus Evora	M	4:12.569	7	19	+14.529	+6.131 194.3
18	65 Lotus Jetalliance	J. Rossiter / J. Mowlen / J. Hirschi	Lotus Evora	M			2		
LM GTE Am									
1	61 AF Corse SRL	P. Perazzini / M. Cioci / S. Breslin	Ferrari F430	M	4:02.539	24	25		202.3
2	63 Proton Competition	C. Ried / H. Felbermayr Jr. / H. Felbermayr	Porsche 911 RSR (997)	M	4:03.532	20	21	+0.993	+0.993 201.5
3	81 Flying Lizard Motorsports	S. Neiman / D. Law / S. Pumpelly	Porsche 911 RSR (997)	M	4:05.440	16	20	+2.901	+1.908 199.9
4	60 Gulf AMR Middle East	F. Giroix / R. Goethe / M. Wainwright	Aston Martin Vantage	D	4:05.522	12	13	+2.983	+0.082 199.8
5	83 JMB Racing	M. Rodrigues / J. Menahem / N. Marroc	Ferrari F430	M	4:06.513	18	24	+3.974	+0.991 199.0
6	62 CRS Racing	P. Ehret / S. Lynn / R. Wills	Ferrari F430	M	4:07.236	10	21	+4.697	+0.723 198.5
7	70 Larbre Competition	C. Bourret / P. Gibon / J. Belloc	Porsche 911 RSR (997)	M	4:07.261	5	12	+4.722	+0.025 198.4
8	68 Robertson Racing LLC	D. Robertson / A. Robertson / D. Murry	Ford GT-Doran	M	4:08.208	5	15	+5.669	+0.947 197.7
9	57 Krohn Racing	T. Krohn / N. Jonsson / M. Rugolo	Ferrari F430	D	4:08.388	5	5	+5.849	+0.180 197.5
10	50 Larbre Competition	P. Borhanuser / J. Canal / G. Gardel	Chevrolet Corvette C6 ZR1	M	4:26.036	3	4	+23.497	+17.648 184.4

Published at:

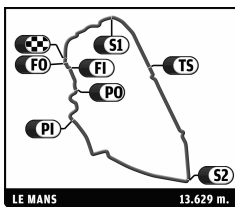
Track Status: **DRY**

Race Director: Daniel Poissenot

Timekeeper: Christian Crucifix



24 HEURES DU MANS 2011



24 HEURES DU MANS

ILMC

Qualifying Practice

After 4 Hours Provisional Classification

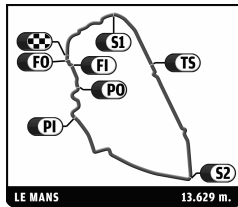
Nr.	Team	Car	Cl	Session 1		Session 2		Session 3		Time	Gap
				Time	Lap	Time	Lap	Time	Lap		
1	2 Audi Sport Team Joest	Audi R18 TDI	LM P1	3:27.939	6	3:25.961	28		3:25.961		
2	8 Peugeot Sport Total	Peugeot 908	LM P1	3:27.033	16	3:26.156	22		3:26.156	+0.195	
3	7 Peugeot Sport Total	Peugeot 908	LM P1	3:28.796	4	3:26.272	19		3:26.272	+0.311	
4	3 Audi Sport North America	Audi R18 TDI	LM P1	3:28.301	3	3:27.602	22		3:27.602	+1.641	
5	1 Audi Sport Team Joest	Audi R18 TDI	LM P1	3:27.949	2	3:27.697	20		3:27.697	+1.736	
6	9 Team Peugeot Total	Peugeot 908	LM P1	3:29.466	4	3:28.739	5		3:28.739	+2.778	
7	10 Team Oreca Matmut	Peugeot 908 HDI-FAP	LM P1	3:30.084	17	3:30.828	30		3:30.084	+4.123	
8	16 Pescarolo Team	Pescarolo Judd	LM P1	3:35.456	3	3:33.066	25		3:33.066	+7.105	
9	12 Rebellion Racing	Lola B 10/60 Coupe-Toyota	LM P1	3:37.404	8	3:33.982	28		3:33.982	+8.021	
10	13 Rebellion Racing	Lola B 10/60 Coupe-Toyota	LM P1	3:38.351	7	3:34.892	22		3:34.892	+8.931	
11	15 Oak Racing	Oak Pescarolo-Judd	LM P1	3:39.672	5	3:34.933	21		3:34.933	+8.972	
12	22 Kronos Racing	Lola Aston Martin	LM P1	3:44.415	9	3:36.551	7		3:36.551	+10.590	
13	20 Quifel-Asm Team	Zytek 09 SC	LM P1	3:41.019	16	3:37.393	27		3:37.393	+11.432	
14	26 Signatech Nissan	Oreca 03-Nissan	LM P2	3:43.124	8	3:41.458	29		3:41.458	+15.497	
15	24 Oak Racing	Oak Pescarolo-Judd	LM P1	3:48.852	15	3:41.908	18		3:41.908	+15.947	
16	42 Strakka Racing	Honda Performance Development Arx 01 D	LM P2	3:42.615	9	3:45.041	3		3:42.615	+16.654	
17	48 Team Oreca Matmut	Oreca 03-Nissan	LM P2	3:43.654	6	3:43.098	11		3:43.098	+17.137	
18	39 Pecom Racing	Lola B11/40-Judd Bmw	LM P2	3:45.997	7	3:43.223	25		3:43.223	+17.262	
19	41 Greaves Motorsport	Zytek Nissan	LM P2	3:43.814	3	3:45.982	5		3:43.814	+17.853	
20	40 Race Performance	Oreca 03-Judd Bmw	LM P2	3:44.294	18	3:48.603	3		3:44.294	+18.333	
21	49 Oak Racing	Oak Pescarolo-BMW	LM P2	3:48.211	15	3:45.297	17		3:45.297	+19.336	
22	007 Aston Martin Racing	Aston Martin AMR-One	LM P1	3:56.847	4	3:46.450	6		3:46.450	+20.489	
23	36 RML	Honda Performance Development Arx 01 D	LM P2	3:47.308	3	3:48.765	23		3:47.308	+21.347	
24	5 Hope Racing	Oreca Swiss Hy Tech-Hybrid	LM P1	3:47.691	9	3:50.495	4		3:47.691	+21.730	
25	009 Aston Martin Racing	Aston Martin AMR-One	LM P1	3:56.637	11	3:48.355	16		3:48.355	+22.394	
26	44 Extreme Limite AM Paris	Norma M200P-Judd Bmw	LM P2	3:51.438	4	3:48.420	7		3:48.420	+22.459	
27	35 Oak Racing	Oak Pescarolo-Judd Bmw	LM P2	3:57.453	19	3:48.665	14		3:48.665	+22.704	
28	33 Level 5 Motorsports	Lola Coupe-Honda Performance Development	LM P2	3:51.149	7	3:57.072	12		3:51.149	+25.188	
29	51 AF Corse Srl	Ferrari 458 Italia	LM GTE Pro	3:58.989	3	3:58.040	10		3:58.040	+32.079	
30	56 BMW Motorsport	BMW M3 GT	LM GTE Pro	3:58.426	4	4:01.190	5		3:58.426	+32.465	
31	55 BMW Motorsport	BMW M3 GT	LM GTE Pro	3:59.321	9	3:59.426	7		3:59.321	+33.360	
32	89 Hankook-Team Farnbacher	Ferrari 458 Italia	LM GTE Pro	4:00.260	2	3:59.519	14		3:59.519	+33.558	
33	74 Corvette Racing	Chevrolet Corvette C6 ZR1	LM GTE Pro	3:59.519	2	4:00.087	8		3:59.519	+33.558	
34	73 Corvette Racing	Chevrolet Corvette C6 ZR1	LM GTE Pro	3:59.633	2	4:01.626	20		3:59.633	+33.672	
35	77 Team Felbermayr-Proton	Porsche 911 RSR (997)	LM GTE Pro	3:59.998	3	3:59.662	16		3:59.662	+33.701	
36	59 Luxury Racing	Ferrari 458 Italia	LM GTE Pro	3:59.901	2	4:01.015	21		3:59.901	+33.940	
37	75 Prospeed Competition	Porsche 911 RSR (997)	LM GTE Pro	3:59.962	4	4:03.521	9		3:59.962	+34.001	
38	79 Jota	Aston Martin Vantage	LM GTE Pro	4:00.747	5	4:00.921	10		4:00.747	+34.786	
39	66 JMW Motorsport	Ferrari 458 Italia	LM GTE Pro	4:06.884	5	4:00.890	7		4:00.890	+34.929	
40	58 Luxury Racing	Ferrari 458 Italia	LM GTE Pro	4:02.017	8	4:01.176	18		4:01.176	+35.215	
41	80 Flying Lizard Motorsports	Porsche 911 RSR (997)	LM GTE Pro	4:01.480	3	4:03.128	5		4:01.480	+35.519	
42	88 Team Felbermayr-Proton	Porsche 911 RSR (997)	LM GTE Pro	4:02.049	3	4:03.613	13		4:02.049	+36.088	
43	71 AF Corse	Ferrari 458 Italia	LM GTE Pro	4:08.213	5	4:02.216	3		4:02.216	+36.255	
44	61 AF Corse SRL	Ferrari F430	LM GTE Am	4:10.316	2	4:02.539	24		4:02.539	+36.578	
45	63 Proton Competition	Porsche 911 RSR (997)	LM GTE Am	4:05.154	4	4:03.532	20		4:03.532	+37.571	
46	70 Larbre Competition	Porsche 911 RSR (997)	LM GTE Am	4:03.918	6	4:07.261	5		4:03.918	+37.957	
47	81 Flying Lizard Motorsports	Porsche 911 RSR (997)	LM GTE Am	4:04.747	19	4:05.440	16		4:04.747	+38.786	
48	60 Gulf AMR Middle East	Aston Martin Vantage	LM GTE Am	4:04.825	2	4:05.522	12		4:04.825	+38.864	
49	57 Krohn Racing	Ferrari F430	LM GTE Am	4:05.856	6	4:08.388	5		4:05.856	+39.895	
50	50 Larbre Competition	Chevrolet Corvette C6 ZR1	LM GTE Am	4:05.955	5	4:26.036	3		4:05.955	+39.994	
51	76 Imsa Performance Matmut	Porsche 911 RSR (997)	LM GTE Pro			4:06.438	5		4:06.438	+40.477	
52	83 JMB Racing	Ferrari F430	LM GTE Am	4:10.335	12	4:06.513	18		4:06.513	+40.552	
53	62 CRS Racing	Ferrari F430	LM GTE Am	4:26.249	2	4:07.236	10		4:07.236	+41.275	
54	65 Lotus Jetalliance	Lotus Evora	LM GTE Pro	4:07.465	5				4:07.465	+41.504	
55	68 Robertson Racing LLC	Ford GT-Doran	LM GTE Am			4:08.208	5		4:08.208	+42.247	
56	64 Lotus Jetalliance	Lotus Evora	LM GTE Pro	4:17.379	5	4:12.569	7		4:12.569	+46.608	

Race Director: Daniel Poissenot

Timekeeper: Christian Crucifix



24 HEURES DU MANS 2011



24 HEURES DU MANS

ILMC

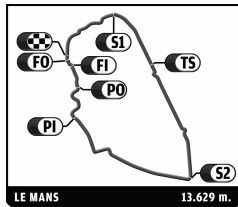
Qualifying 2

After 4 Hours Provisional Classification by Driver Fastest Lap

Nr	Team	Car	Class	Driver	Time	Lap	Total	Gap	Kph	
1	2 Audi Sport Team Joest	Audi R18 TDI	LM P1	Marcel Fassler	3:25.961	20	21		238.2	
2	8 Peugeot Sport Total	Peugeot 908	LM P1	Stephane Sarrazin	3:26.156	8	9	0.195	0.195	238.0
3	7 Peugeot Sport Total	Peugeot 908	LM P1	Marc Gene	3:26.272	10	12	0.311	0.116	237.9
4	3 Audi Sport North America	Audi R18 TDI	LM P1	Allan McNish	3:27.602	5	11	1.641	1.330	236.3
5	1 Audi Sport Team Joest	Audi R18 TDI	LM P1	Romain Dumas	3:27.697	9	10	1.736	0.095	236.2
6	8 Peugeot Sport Total	Peugeot 908	LM P1	Franck Montagny	3:27.906	5	14	1.945	0.209	236.0
7	1 Audi Sport Team Joest	Audi R18 TDI	LM P1	Timo Bernhard	3:27.958	10	11	1.997	0.052	235.9
8	3 Audi Sport North America	Audi R18 TDI	LM P1	Rinaldo Capello	3:28.056	11	17	2.095	0.098	235.8
9	2 Audi Sport Team Joest	Audi R18 TDI	LM P1	Benoit Treliuyer	3:28.496	7	8	2.535	0.440	235.3
10	9 Team Peugeot Total	Peugeot 908	LM P1	Simon Pagenaud	3:28.739	5	6	2.778	0.243	235.1
11	9 Team Peugeot Total	Peugeot 908	LM P1	Pedro Lamy	3:29.057	20	22	3.096	0.318	234.7
12	7 Peugeot Sport Total	Peugeot 908	LM P1	Anthony Davidson	3:30.436	7	8	4.475	1.379	233.2
13	10 Team Oreca Matmut	Peugeot 908 HDI-FAP	LM P1	Loic Duval	3:30.828	8	8	4.867	0.392	232.7
14	10 Team Oreca Matmut	Peugeot 908 HDI-FAP	LM P1	Nicolas Lapierre	3:30.921	10	12	4.960	0.093	232.6
15	3 Audi Sport North America	Audi R18 TDI	LM P1	Tom Kristensen	3:32.234	3	3	6.273	1.313	231.2
16	16 Pescarolo Team	Pescarolo Judd	LM P1	Julien Jousse	3:33.066	11	12	7.105	0.832	230.3
17	12 Rebellion Racing	Lola B 10/60 Coupe-Toyota	LM P1	Neel Jani	3:33.982	9	10	8.021	0.916	229.3
18	13 Rebellion Racing	Lola B 10/60 Coupe-Toyota	LM P1	Andrea Belicchi	3:34.892	6	6	8.931	0.910	228.3
19	15 Oak Racing	Oak Pescarolo-Judd	LM P1	Guillaume Moreau	3:34.933	5	10	8.972	0.041	228.3
20	16 Pescarolo Team	Pescarolo Judd	LM P1	Emmanuel Collard	3:35.041	13	14	9.080	0.108	228.2
21	13 Rebellion Racing	Lola B 10/60 Coupe-Toyota	LM P1	J.Christophe Boullion	3:35.695	15	16	9.734	0.654	227.5
22	10 Team Oreca Matmut	Peugeot 908 HDI-FAP	LM P1	Olivier Panis	3:35.751	5	10	9.790	0.056	227.4
23	12 Rebellion Racing	Lola B 10/60 Coupe-Toyota	LM P1	Nicolas Prost	3:35.985	9	10	10.024	0.234	227.2
24	22 Kronos Racing	Lola Aston Martin	LM P1	Maxime Martin	3:36.551	7	8	10.590	0.566	226.6
25	15 Oak Racing	Oak Pescarolo-Judd	LM P1	Pierre Ragues	3:36.912	7	9	10.951	0.361	226.2
26	20 Quifel-Asm Team	Zytek 09 SC	LM P1	Olivier Pla	3:37.393	14	14	11.432	0.481	225.7
27	22 Kronos Racing	Lola Aston Martin	LM P1	Vanina Ickx	3:38.653	2	4	12.692	1.260	224.4
28	20 Quifel-Asm Team	Zytek 09 SC	LM P1	Warren Hughes	3:40.061	6	7	14.100	1.408	223.0
29	12 Rebellion Racing	Lola B 10/60 Coupe-Toyota	LM P1	Jeroen Bleekemolen	3:40.163	6	9	14.202	0.102	222.9
30	22 Kronos Racing	Lola Aston Martin	LM P1	Bas Leinders	3:41.214	6	8	15.253	1.051	221.8
31	26 Signatech Nissan	Oreca 03-Nissan	LM P2	Soheil Ayari	3:41.458	11	11	15.497	0.244	221.6
32	15 Oak Racing	Oak Pescarolo-Judd	LM P1	Tiago Monteiro	3:41.606	5	7	15.645	0.148	221.4
33	24 Oak Racing	Oak Pescarolo-Judd	LM P1	Jean-François Yvon	3:41.908	9	15	15.947	0.302	221.1
34	26 Signatech Nissan	Oreca 03-Nissan	LM P2	Franck Mailleux	3:42.999	5	7	17.038	1.091	220.0
35	48 Team Oreca Matmut	Oreca 03-Nissan	LM P2	Dominick Kraihamer	3:43.098	11	12	17.137	0.099	219.9
36	39 Pecom Racing	Lola B11/40-Judd Bmw	LM P2	Pierre Kaffer	3:43.223	14	15	17.262	0.125	219.8
37	24 Oak Racing	Oak Pescarolo-Judd	LM P1	Richard Hein	3:44.456	8	13	18.495	1.233	218.6
38	20 Quifel-Asm Team	Zytek 09 SC	LM P1	Miguel Amaral	3:44.751	5	6	18.790	0.295	218.3
39	42 Strakka Racing	Honda Performance Development Av0 01 D	LM P2	Danny Watts	3:45.041	3	4	19.080	0.290	218.0
40	48 Team Oreca Matmut	Oreca 03-Nissan	LM P2	Alexandre Premat	3:45.091	2	2	19.130	0.050	218.0
41	49 Oak Racing	Oak Pescarolo-BMW	LM P2	Shinji Nakano	3:45.297	5	6	19.336	0.206	217.8
42	26 Signatech Nissan	Oreca 03-Nissan	LM P2	Lucas Ordoñez	3:45.525	7	11	19.564	0.228	217.6
43	41 Greaves Motorsport	Zytek Nissan	LM P2	Tom Kimber-Smith	3:45.982	5	7	20.021	0.457	217.1
44	42 Strakka Racing	Honda Performance Development Av0 01 D	LM P2	Jonny Kane	3:46.245	2	4	20.284	0.263	216.9
45	007 Aston Martin Racing	Aston Martin AMR-One	LM P1	Stephane Mucke	3:46.450	2	5	20.489	0.205	216.7
46	49 Oak Racing	Oak Pescarolo-BMW	LM P2	Jan Charouz	3:46.523	7	8	20.562	0.073	216.6
47	49 Oak Racing	Oak Pescarolo-BMW	LM P2	Nicolas De Crem	3:47.486	4	4	21.525	0.963	215.7
48	007 Aston Martin Racing	Aston Martin AMR-One	LM P1	Darren Turner	3:48.194	3	4	22.233	0.708	215.0
49	41 Greaves Motorsport	Zytek Nissan	LM P2	Olivier Lombard	3:48.328	2	4	22.367	0.134	214.9
50	009 Aston Martin Racing	Aston Martin AMR-One	LM P1	Andy Meyrick	3:48.355	5	5	22.394	0.027	214.9
51	44 Extreme Limite AM Paris	Norma M200P-Judd BMW	LM P2	Fabien Rosier	3:48.420	7	8	22.459	0.065	214.8
52	40 Race Performance	Oreca 03-Judd BMW	LM P2	Michel Frey	3:48.603	3	4	22.642	0.183	214.6
53	35 Oak Racing	Oak Pescarolo-Judd BMW	LM P2	Andrea Barlesi	3:48.665	5	7	22.704	0.062	214.6
54	36 RML	Honda Performance Development Av0 01 D	LM P2	Ben Collins	3:48.765	5	5	22.804	0.100	214.5
55	36 RML	Honda Performance Development Av0 01 D	LM P2	Tommy Erdos	3:49.163	8	10	23.202	0.398	214.1
56	39 Pecom Racing	Lola B11/40-Judd Bmw	LM P2	Luis Perez-Companc	3:50.070	10	11	24.109	0.907	213.3
57	48 Team Oreca Matmut	Oreca 03-Nissan	LM P2	David Hallyday	3:50.227	5	8	24.266	0.157	213.1
58	5 Hope Racing	Oreca Swiss Hy Tech-Hybrid	LM P1	Jan Lammers	3:50.495	4	9	24.534	0.268	212.9
59	41 Greaves Motorsport	Zytek Nissan	LM P2	Karim Ojje	3:50.972	2	3	25.011	0.477	212.4
60	009 Aston Martin Racing	Aston Martin AMR-One	LM P1	Harold Primat	3:52.741	7	8	26.780	1.769	210.8
61	35 Oak Racing	Oak Pescarolo-Judd BMW	LM P2	Patrice Lafargue	3:54.175	4	9	28.214	1.434	209.5
62	009 Aston Martin Racing	Aston Martin AMR-One	LM P1	Adrian Fernandez	3:54.800	2	3	28.839	0.625	209.0
63	36 RML	Honda Performance Development Av0 01 D	LM P2	Mike Newton	3:55.368	7	8	29.407	0.568	208.5
64	33 Level 5 Motorsports	Lola Coupe-Honda Performance Development	LM P2	Scott Tucker	3:57.072	12	12	31.111	1.704	207.0
65	51 AF Corse Srl	Ferrari 458 Italia	LM GTE Pro	Gianmaria Bruni	3:58.040	5	7	32.079	0.968	206.1
66	44 Extreme Limite AM Paris	Norma M200P-Judd BMW	LM P2	Jean-René De Fournoux	3:59.095	4	5	33.134	1.055	205.2
67	55 BMW Motorsport	BMW M3 GT	LM GTE Pro	Dirk Werner	3:59.426	7	12	33.465	0.331	204.9
68	89 Hankook-Team Farnbacher	Ferrari 458 Italia	LM GTE Pro	Dominik Farnbacher	3:59.519	14	15	33.558	0.093	204.8



24 HEURES DU MANS 2011



24 HEURES DU MANS

ILMC

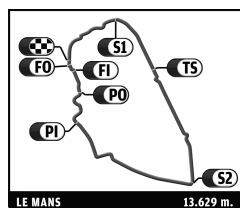
Qualifying 2

After 4 Hours Provisional Classification by Driver Fastest Lap

Nr	Team	Car	Class	Driver	Time	Lap	Total	Gap	Kph	
69	77 Team Felbermayr-Proton	Porsche 911 RSR (997)	LM GTE Pro	Marc Lieb	3:59.662	5	11	33.701	0.143	204.7
70	74 Corvette Racing	Chevrolet Corvette C6 ZR1	LM GTE Pro	Oliver Gavin	4:00.087	4	5	34.126	0.425	204.4
71	44 Extreme Limite AM Paris	Norma M200P-Judd BMW	LM P2	Philippe Haezebrouck	4:00.437	3	5	34.476	0.350	204.1
72	74 Corvette Racing	Chevrolet Corvette C6 ZR1	LM GTE Pro	Jan Magnussen	4:00.780	4	5	34.819	0.343	203.8
73	66 JMW Motorsport	Ferrari 458 Italia	LM GTE Pro	Rob Bell	4:00.890	7	13	34.929	0.110	203.7
74	77 Team Felbermayr-Proton	Porsche 911 RSR (997)	LM GTE Pro	Richard Lietz	4:00.901	5	6	34.940	0.011	203.7
75	79 Jota	Aston Martin Vantage	LM GTE Pro	Sam Hancock	4:00.921	10	12	34.960	0.020	203.7
76	74 Corvette Racing	Chevrolet Corvette C6 ZR1	LM GTE Pro	Richard Westbrook	4:00.926	3	12	34.965	0.005	203.6
77	77 Team Felbermayr-Proton	Porsche 911 RSR (997)	LM GTE Pro	Wolf Henzler	4:00.926	4	5	34.965	0.000	203.6
78	55 BMW Motorsport	BMW M3 GT	LM GTE Pro	Jörg Müller	4:00.943	7	13	34.982	0.017	203.6
79	59 Luxury Racing	Ferrari 458 Italia	LM GTE Pro	Jaime Melo	4:01.015	6	7	35.054	0.072	203.6
80	58 Luxury Racing	Ferrari 458 Italia	LM GTE Pro	Anthony Beltoise	4:01.176	4	7	35.215	0.161	203.4
81	56 BMW Motorsport	BMW M3 GT	LM GTE Pro	Andy Priaux	4:01.190	5	6	35.229	0.014	203.4
82	59 Luxury Racing	Ferrari 458 Italia	LM GTE Pro	Frédéric Makowiecki	4:01.279	3	8	35.318	0.089	203.4
83	59 Luxury Racing	Ferrari 458 Italia	LM GTE Pro	Stéphane Ortelli	4:01.292	5	7	35.331	0.013	203.3
84	56 BMW Motorsport	BMW M3 GT	LM GTE Pro	Dirk Müller	4:01.387	2	3	35.426	0.095	203.3
85	35 Oak Racing	Oak Pescarolo-Judd BMW	LM P2	Frédéric Da Rocha	4:01.400	8	9	35.439	0.013	203.2
86	73 Corvette Racing	Chevrolet Corvette C6 ZR1	LM GTE Pro	Tommy Milner	4:01.626	12	13	35.665	0.226	203.1
87	51 AF Corse Srl	Ferrari 458 Italia	LM GTE Pro	Toni Vilander	4:01.717	4	5	35.756	0.091	203.0
88	56 BMW Motorsport	BMW M3 GT	LM GTE Pro	Joey Hand	4:01.758	4	9	35.797	0.041	202.9
89	42 Strakka Racing	Honda Performance Development Acura GT1	LM P2	Nick Leventis	4:02.167	2	5	36.206	0.409	202.6
90	71 AF Corse	Ferrari 458 Italia	LM GTE Pro	Rui Aguas	4:02.216	3	5	36.255	0.049	202.6
91	61 AF Corse SRL	Ferrari F430	LM GTE Am	Marco Cioci	4:02.539	9	10	36.578	0.323	202.3
92	80 Flying Lizard Motorsports	Porsche 911 RSR (997)	LM GTE Pro	Patrick Long	4:03.128	5	10	37.167	0.589	201.8
93	73 Corvette Racing	Chevrolet Corvette C6 ZR1	LM GTE Pro	Olivier Beretta	4:03.133	7	8	37.172	0.005	201.8
94	75 Prospeed Competition	Porsche 911 RSR (997)	LM GTE Pro	Marc Goossens	4:03.521	9	13	37.560	0.388	201.5
95	63 Proton Competition	Porsche 911 RSR (997)	LM GTE Am	Horst Felbermayr Jr.	4:03.532	3	4	37.571	0.011	201.5
96	88 Team Felbermayr-Proton	Porsche 911 RSR (997)	LM GTE Pro	Nick Tandy	4:03.613	2	5	37.652	0.081	201.4
97	75 Prospeed Competition	Porsche 911 RSR (997)	LM GTE Pro	Jaap Van Lagen	4:04.015	7	7	38.054	0.402	201.1
98	80 Flying Lizard Motorsports	Porsche 911 RSR (997)	LM GTE Pro	Lucas Luhr	4:04.812	6	7	38.851	0.797	200.4
99	81 Flying Lizard Motorsports	Porsche 911 RSR (997)	LM GTE Am	Darren Law	4:05.440	3	7	39.479	0.628	199.9
100	60 Gulf AMR Middle East	Aston Martin Vantage	LM GTE Am	Fabien Giroix	4:05.522	6	7	39.561	0.082	199.8
101	66 JMW Motorsport	Ferrari 458 Italia	LM GTE Pro	Xavier Maassen	4:05.954	3	8	39.993	0.432	199.5
102	76 Imsa Performance Matmut	Porsche 911 RSR (997)	LM GTE Pro	Patrick Pilet	4:06.438	2	5	40.477	0.484	199.1
103	79 Jota	Aston Martin Vantage	LM GTE Pro	Simon Dolan	4:06.463	3	3	40.502	0.025	199.1
104	83 JMB Racing	Ferrari F430	LM GTE Am	Nicolas Marroc	4:06.513	4	6	40.552	0.050	199.0
105	88 Team Felbermayr-Proton	Porsche 911 RSR (997)	LM GTE Pro	Bryce Miller	4:06.552	5	6	40.591	0.039	199.0
106	66 JMW Motorsport	Ferrari 458 Italia	LM GTE Pro	Tim Sugden	4:07.068	4	4	41.107	0.516	198.6
107	62 CRS Racing	Ferrari F430	LM GTE Am	Pierre Ehret	4:07.236	10	11	41.275	0.168	198.5
108	70 Larbre Competition	Porsche 911 RSR (997)	LM GTE Am	Jean-Philippe Belloc	4:07.261	5	12	41.300	0.025	198.4
109	58 Luxury Racing	Ferrari 458 Italia	LM GTE Pro	Pierre Thiriet	4:07.644	6	8	41.683	0.383	198.1
110	88 Team Felbermayr-Proton	Porsche 911 RSR (997)	LM GTE Pro	Abdulaziz Al-Faisal	4:07.688	4	5	41.727	0.044	198.1
111	76 Imsa Performance Matmut	Porsche 911 RSR (997)	LM GTE Pro	Raymond Narac	4:07.830	5	6	41.869	0.142	198.0
112	68 Robertson Racing LLC	Ford GT-Doran	LM GTE Am	David Murry	4:08.208	5	6	42.247	0.378	197.7
113	57 Krohn Racing	Ferrari F430	LM GTE Am	Michele Rugolo	4:08.388	5	5	42.427	0.180	197.5
114	76 Imsa Performance Matmut	Porsche 911 RSR (997)	LM GTE Pro	Nicolas Armindo	4:09.635	2	6	43.674	1.247	196.5
115	58 Luxury Racing	Ferrari 458 Italia	LM GTE Pro	François Jakubowski	4:10.392	2	6	44.431	0.757	196.0
116	63 Proton Competition	Porsche 911 RSR (997)	LM GTE Am	Christian Ried	4:10.676	8	11	44.715	0.284	195.7
117	64 Lotus Jetalliance	Lotus Evora	LM GTE Pro	Martin Rich	4:12.569	7	8	46.608	1.893	194.3
118	83 JMB Racing	Ferrari F430	LM GTE Am	Manuel Rodrigues	4:13.183	4	7	47.222	0.614	193.8
119	61 AF Corse SRL	Ferrari F430	LM GTE Am	Piergiuseppe Perazzini	4:13.348	7	8	47.387	0.165	193.7
120	81 Flying Lizard Motorsports	Porsche 911 RSR (997)	LM GTE Am	Seth Neiman	4:13.930	11	13	47.969	0.582	193.2
121	83 JMB Racing	Ferrari F430	LM GTE Am	Jean-Marc Menahem	4:14.116	11	11	48.155	0.186	193.1
122	61 AF Corse SRL	Ferrari F430	LM GTE Am	Sean Breslin	4:14.367	6	7	48.406	0.251	192.9
123	63 Proton Competition	Porsche 911 RSR (997)	LM GTE Am	Horst Felbermayr	4:16.512	5	6	50.551	2.145	191.3
124	71 AF Corse	Ferrari 458 Italia	LM GTE Pro	Michael Waltrip	4:18.171	5	6	52.210	1.659	190.0
125	62 CRS Racing	Ferrari F430	LM GTE Am	Shaun Lynn	4:18.810	9	10	52.849	0.639	189.6
126	60 Gulf AMR Middle East	Aston Martin Vantage	LM GTE Am	Michael Wainwright	4:20.254	3	6	54.293	1.444	188.5
127	64 Lotus Jetalliance	Lotus Evora	LM GTE Pro	Oskar Slingerland	4:20.533	5	11	54.572	0.279	188.3
128	50 Larbre Competition	Chevrolet Corvette C6 ZR1	LM GTE Am	Gabriele Gardel	4:26.036	3	4	100.075	5.503	184.4
129	71 AF Corse	Ferrari 458 Italia	LM GTE Pro	Robert Kauffman	4:27.041	2	8	101.080	1.005	183.7
130	68 Robertson Racing LLC	Ford GT-Doran	LM GTE Am	Andrea Robertson	4:27.957	4	5	101.996	0.916	183.1
131	68 Robertson Racing LLC	Ford GT-Doran	LM GTE Am	David Robertson	4:31.116	3	4	105.155	3.159	181.0
132	80 Flying Lizard Motorsports	Porsche 911 RSR (997)	LM GTE Pro	Jörg Bergmeister	6:10.901	2	2	244.940	139.785	132.3
133	33 Level 5 Motorsports	Lotus Evora	LM P2	Christophe Bouchut						
134	33 Level 5 Motorsports	Lotus Evora	LM P2	Joao Barbosa						
135	24 Oak Racing	Oak Pescarolo-Judd	LM P1	Jacques Nicolet						
136	007 Aston Martin Racing	Aston Martin AMR-One	LM P1	Christian Klein						



24 HEURES DU MANS 2011



24 HEURES DU MANS

ILMC

Qualifying 2

After 4 Hours Provisional Classification by Driver Fastest Lap

Nr	Team	Car	Class	Driver	Time	Lap	Total	Gap	Kph
137	39 Pecom Racing	Lola B11/40-Judd Bmw	LM P2	Matias Russo					
138	51 AF Corse Srl	Ferrari 458 Italia	LM GTE Pro	Giancarlo Fisichella					
139	55 BMW Motorsport	BMW M3 GT	LM GTE Pro	Augusto Farfus					
140	40 Race Performance	Oreca 03-Judd BMW	LM P2	Ralph Meichtry					
141	40 Race Performance	Oreca 03-Judd BMW	LM P2	Marc Rostan					
142	5 Hope Racing	Oreca Swiss Hy Tech-Hybrid	LM P1	Steve Zacchia					
143	5 Hope Racing	Oreca Swiss Hy Tech-Hybrid	LM P1	Casper Elgaard			2		
144	1 Audi Sport Team Joest	Audi R18 TDI	LM P1	Mike Rockenfeller					
145	2 Audi Sport Team Joest	Audi R18 TDI	LM P1	André Lotterer					
146	7 Peugeot Sport Total	Peugeot 908	LM P1	Alex Wurz			1		
147	13 Rebellion Racing	Lola B 10/60 Coupe-Toyota	LM P1	Guy Smith					
148	16 Pescarolo Team	Pescarolo Judd	LM P1	Christophe Tinseau					
149	8 Peugeot Sport Total	Peugeot 908	LM P1	Nicolas Minassian					
150	9 Team Peugeot Total	Peugeot 908	LM P1	Sebastien Bourdais					
151	57 Krohn Racing	Ferrari F430	LM GTE Am	Tracy Krohn					
152	57 Krohn Racing	Ferrari F430	LM GTE Am	Niclas Jansson					
153	50 Larbre Competition	Chevrolet Corvette C6 ZR1	LM GTE Am	Patrick Borhanuser					
154	50 Larbre Competition	Chevrolet Corvette C6 ZR1	LM GTE Am	Julien Canal					
155	60 Gulf AMR Middle East	Aston Martin Vantage	LM GTE Am	Roald Goethe					
156	70 Larbre Competition	Porsche 911 RSR (997)	LM GTE Am	Pascal Gibon					
157	81 Flying Lizard Motorsports	Porsche 911 RSR (997)	LM GTE Am	Spencer Pumpelly					
158	62 CRS Racing	Ferrari F430	LM GTE Am	Roger Wills					
159	70 Larbre Competition	Porsche 911 RSR (997)	LM GTE Am	Christophe Bourret					
160	65 Lotus Jetalliance	Lotus Evora	LM GTE Pro	Johnny Mowlen					
161	65 Lotus Jetalliance	Lotus Evora	LM GTE Pro	Jonathan Hirschi			2		
162	64 Lotus Jetalliance	Lotus Evora	LM GTE Pro	John Hartshorne					
163	65 Lotus Jetalliance	Lotus Evora	LM GTE Pro	James Rossiter					
164	73 Corvette Racing	Chevrolet Corvette C6 ZR1	LM GTE Pro	Antonio Garcia					
165	89 Hankook-Team Farnbacher	Ferrari 458 Italia	LM GTE Pro	Allan Simonsen					
166	89 Hankook-Team Farnbacher	Ferrari 458 Italia	LM GTE Pro	Leh Keen					
167	75 Prospeed Competition	Porsche 911 RSR (997)	LM GTE Pro	Marco Holzer					
168	79 Jota	Aston Martin Vantage	LM GTE Pro	Chris Buncombe					

Published at:

Track Status:

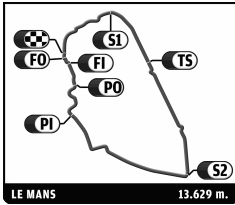
DRY

Race Director: Daniel Poissenot

Timekeeper: Christian Crucifix



24 HEURES DU MANS 2011



24 HEURES DU MANS

ILMC

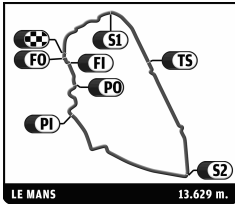
Qualifying 2

Best Sector Times

SECTOR 1			SECTOR 2			SECTOR 3			Pos	Team	Ideal Lap	Best Lap
Pos	Driver	Time	Driver	Time	Driver	Time	Pos	Team				
1	8 S.Sarrazin	32.426	7 M.Gene	1:19.442	2 M.Fassler	1:33.384	1	2 Audi Sport Team Joest	3:25.961	3:25.961	(1)	
2	3 R.Capello	32.555	8 S.Sarrazin	1:19.510	8 S.Sarrazin	1:34.049	2	8 Peugeot Sport Total	3:25.985	3:26.156	(2)	
3	1 R.Dumas	32.590	2 M.Fassler	1:19.902	7 M.Gene	1:34.167	3	7 Peugeot Sport Total	3:26.272	3:26.272	(3)	
4	7 M.Gene	32.663	3 A.McNish	1:20.105	3 A.McNish	1:34.448	4	3 Audi Sport North America	3:27.108	3:27.602	(4)	
5	2 M.Fassler	32.675	1 R.Dumas	1:20.180	1 R.Dumas	1:34.584	5	1 Audi Sport Team Joest	3:27.354	3:27.697	(5)	
6	9 S.Pagenaud	32.898	9 S.Pagenaud	1:20.321	9 P.Lamy	1:34.719	6	9 Team Peugeot Total	3:27.938	3:28.739	(6)	
7	10 N.Lapierre	33.042	10 L.Duval	1:21.904	10 L.Duval	1:35.454	7	10 Team Oreca Matmut	3:30.400	3:30.828	(7)	
8	12 N.Jani	33.434	16 J.Jousse	1:22.718	16 J.Jousse	1:36.749	8	16 Pescarolo Team	3:33.066	3:33.066	(8)	
9	16 J.Jousse	33.599	12 N.Jani	1:23.007	12 N.Jani	1:37.096	9	12 Rebellion Racing	3:33.537	3:33.982	(9)	
10	13 J.Boullion	33.680	15 G.Moreau	1:23.103	13 A.Belicchi	1:37.702	10	13 Rebellion Racing	3:34.798	3:34.892	(10)	
11	15 G.Moreau	33.847	13 A.Belicchi	1:23.416	15 G.Moreau	1:37.958	11	15 Oak Racing	3:34.908	3:34.933	(11)	
12	20 O.Pla	33.902	22 M.Martin	1:23.917	22 M.Martin	1:38.625	12	22 Kronos Racing	3:36.460	3:36.551	(12)	
13	22 M.Martin	33.918	20 O.Pla	1:24.515	20 O.Pla	1:38.857	13	20 Quifel-Asm Team	3:37.274	3:37.393	(13)	
14	48 D.Kraihamer	34.613	24 J.Yvon	1:24.788	26 S.Ayari	1:40.230	14	26 Signatech Nissan	3:41.310	3:41.458	(14)	
15	26 S.Ayari	34.651	26 S.Ayari	1:26.429	39 P.Kaffer	1:41.004	15	24 Oak Racing	3:41.853	3:41.908	(15)	
16	007 S.Mucke	34.837	48 D.Kraihamer	1:26.674	48 D.Kraihamer	1:41.811	16	39 Pecom Racing	3:42.682	3:43.223	(17)	
17	39 P.Kaffer	34.845	39 P.Kaffer	1:26.833	42 D.Watts	1:42.122	17	48 Team Oreca Matmut	3:43.098	3:43.098	(16)	
18	24 R.Hein	34.909	49 S.Nakano	1:26.994	24 J.Yvon	1:42.156	18	49 Oak Racing	3:44.763	3:45.297	(19)	
19	42 D.Watts	34.919	41 T.Kimber-Smith	1:27.201	007 S.Mucke	1:42.645	19	42 Strakka Racing	3:45.041	3:45.041	(18)	
20	41 T.Kimber-Smith	34.994	42 D.Watts	1:28.000	49 S.Nakano	1:42.719	20	41 Greaves Motorsport	3:45.916	3:45.982	(20)	
21	49 S.Nakano	35.050	35 A.Barlesi	1:28.309	009 A.Meyrick	1:43.430	21	007 Aston Martin Racing	3:46.125	3:46.450	(21)	
22	009 A.Meyrick	35.194	36 T.Erdos	1:28.455	41 T.Kimber-Smith	1:43.721	22	35 Oak Racing	3:47.817	3:48.665	(25)	
23	40 M.Frey	35.524	007 S.Mucke	1:28.643	35 A.Barlesi	1:43.908	23	36 RML	3:47.936	3:48.765	(26)	
24	36 B.Collins	35.543	5 J.Lammers	1:28.665	44 F.Rosier	1:43.921	24	009 Aston Martin Racing	3:48.355	3:48.355	(22)	
25	44 F.Rosier	35.547	44 F.Rosier	1:28.952	36 T.Erdos	1:43.938	25	44 Extreme Limite AM Paris	3:48.420	3:48.420	(23)	
26	35 A.Barlesi	35.600	40 M.Frey	1:29.117	40 M.Frey	1:43.962	26	40 Race Performance	3:48.603	3:48.603	(24)	
27	5 J.Lammers	35.867	009 A.Meyrick	1:29.731	5 J.Lammers	1:45.321	27	5 Hope Racing	3:49.853	3:50.495	(27)	
28	33 S.Tucker	36.702	33 S.Tucker	1:31.091	51 G.Bruni	1:48.396	28	33 Level 5 Motorsports	3:57.072	3:57.072	(28)	
29	51 G.Bruni	37.045	55 D.Werner	1:32.192	77 M.Lieb	1:48.771	29	51 AF Corse Srl	3:58.040	3:58.040	(29)	
30	55 D.Werner	37.340	89 D.Farnbacher	1:32.475	66 R.Bell	1:49.105	30	55 BMW Motorsport	3:58.726	3:59.426	(30)	
31	89 D.Farnbacher	37.505	51 G.Bruni	1:32.599	74 O.Gavin	1:49.145	31	77 Team Felbermayr-Proton	3:59.147	3:59.662	(32)	
32	59 F.Makowiecki	37.517	77 M.Lieb	1:32.662	55 D.Werner	1:49.194	32	89 Hankook-Team Farnbacher	3:59.256	3:59.519	(31)	
33	79 S.Hancock	37.551	56 A.Priaulx	1:32.861	89 D.Farnbacher	1:49.276	33	74 Corvette Racing	3:59.875	4:00.087	(33)	
34	58 A.Beltoise	37.572	74 J.Magnussen	1:32.941	33 S.Tucker	1:49.279	34	59 Luxury Racing	4:00.326	4:01.015	(36)	
35	66 R.Bell	37.578	59 S.Ortelli	1:33.443	59 J.Melo	1:49.366	35	56 BMW Motorsport	4:00.489	4:01.190	(38)	
36	77 M.Lieb	37.714	79 S.Hancock	1:33.479	58 A.Beltoise	1:49.400	36	66 JMW Motorsport	4:00.596	4:00.890	(34)	
37	56 D.Muller	37.755	73 T.Milner	1:33.573	79 S.Hancock	1:49.848	37	79 Jota	4:00.878	4:00.921	(35)	
38	74 O.Gavin	37.789	71 R.Aguas	1:33.672	56 A.Priaulx	1:49.873	38	58 Luxury Racing	4:00.921	4:01.176	(37)	
39	73 T.Milner	37.883	75 M.Goossens	1:33.742	73 T.Milner	1:50.034	39	73 Corvette Racing	4:01.490	4:01.626	(39)	
40	71 R.Aguas	37.894	80 P.Long	1:33.909	61 M.Cioci	1:50.260	40	71 AF Corse	4:02.031	4:02.216	(40)	
41	80 J.Bergmeister	38.012	66 R.Bell	1:33.913	71 R.Aguas	1:50.465	41	61 AF Corse SRL	4:02.471	4:02.539	(41)	
42	60 F.Giroix	38.136	58 A.Beltoise	1:33.949	80 P.Long	1:50.864	42	80 Flying Lizard Motorsports	4:02.785	4:03.128	(42)	
43	61 M.Cioci	38.176	63 H.Felbermayr Jr.	1:33.999	63 H.Felbermayr Jr.	1:51.093	43	75 Prospeed Competition	4:03.266	4:03.521	(43)	
44	75 J.Van Lagen	38.274	61 M.Cioci	1:34.035	88 N.Tandy	1:51.158	44	63 Proton Competition	4:03.532	4:03.532	(44)	
45	88 N.Tandy	38.301	88 N.Tandy	1:34.154	75 M.Goossens	1:51.250	45	88 Team Felbermayr-Proton	4:03.613	4:03.613	(45)	
46	76 P.Pilet	38.413	81 D.Law	1:34.247	76 P.Pilet	1:52.091	46	60 Gulf AMR Middle East	4:05.258	4:05.522	(47)	
47	63 H.Felbermayr Jr.	38.440	60 F.Giroix	1:34.449	81 D.Law	1:52.451	47	81 Flying Lizard Motorsports	4:05.398	4:05.440	(46)	
48	62 P.Ehret	38.486	83 N.Marroc	1:34.711	60 F.Giroix	1:52.673	48	76 Imsa Performance Matmut	4:05.526	4:06.438	(48)	
49	70 J.Belloc	38.605	70 J.Belloc	1:34.802	62 P.Ehret	1:52.887	49	83 JMB Racing	4:06.380	4:06.513	(49)	
50	83 N.Marroc	38.625	76 R.Narac	1:35.022	83 N.Marroc	1:53.044	50	70 Larbre Competition	4:06.741	4:07.261	(51)	
51	68 D.Murry	38.698	57 M.Rugolo	1:35.263	70 J.Belloc	1:53.334	51	62 CRS Racing	4:07.236	4:07.236	(50)	
52	81 D.Law	38.700	68 D.Murry	1:35.275	57 M.Rugolo	1:53.794	52	68 Robertson Racing LLC	4:07.953	4:08.208	(52)	



24 HEURES DU MANS 2011



24 HEURES DU MANS

ILMC

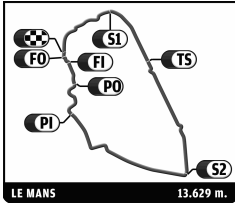
Qualifying 2

Best Sector Times

Pos	SECTOR 1		SECTOR 2		SECTOR 3		Pos	Team	Ideal Lap	Best Lap
	Driver	Time	Driver	Time	Driver	Time				
53	64 M.Rich	39.316	62 P.Ehret	1:35.863	68 D.Murry	1:53.980	53	Krohn Racing	4'08.383	4:08.388 (53)
54	57 M.Rugolo	39.326	64 M.Rich	1:36.674	64 M.Rich	1:54.991	54	Lotus Jetalliance	4'10.981	4:12.569 (54)
55	50 G.Gardel	41.506	50 G.Gardel	1:38.712	50 G.Gardel	2:01.343	55	Larbre Competition	4'21.561	4:26.036 (55)
56	65 J.Hirschi	3:54.898	65 J.Hirschi	1:54.743	65 J.Hirschi	2:11.370	56	Lotus Jetalliance	8'01.011	



24 HEURES DU MANS 2011



24 HEURES DU MANS

ILMC

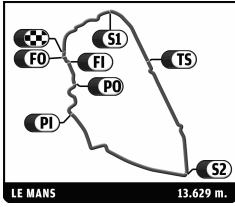
Qualifying 2

Best Top Speeds

Team	Car	Class	Top Speed Driver	Top 1		Top 2		Top 3		Top 4		Top 5		Avg
				Kph	Lap	Kph	Lap	Kph	Lap	Kph	Lap	Kph	Lap	
7 Peugeot Sport Total	Peugeot 908	LM P1	M. Gene	336.4	12	335.4	15	332.3	5	331.3	13	331.3	9	333,3
8 Peugeot Sport Total	Peugeot 908	LM P1	F. Montagny	336.4	8	335.4	10	334.4	19	330.3	20	329.3	4	333,2
9 Team Peugeot Total	Peugeot 908	LM P1	P. Lamy	336.4	28	336.4	21	335.4	26	333.3	6	332.3	19	334,8
3 Audi Sport North America	Audi R18 TDI	LM P1	A. McNish	333.3	22	332.3	10	328.3	21	327.3	14	326.3	5	329,5
1 Audi Sport Team Joest	Audi R18 TDI	LM P1	R. Dumas	333.3	18	333.3	8	331.3	19	330.3	13	329.3	9	331,5
2 Audi Sport Team Joest	Audi R18 TDI	LM P1	M. Fassler	333.3	23	332.3	22	331.3	27	330.3	26	330.3	28	331,5
16 Pescarolo Team	Pescarolo Judd	LM P1	J. Jousse	326.3	26	324.3	14	323.4	4	323.4	25	322.4	22	324,0
15 Oak Racing	Oak Pescarolo-Judd	LM P1	P. Ragues	322.4	9	319.5	14	319.5	18	319.5	12	318.6	22	319,9
10 Team Oreca Matmut	Peugeot 908 HDI-FAP	LM P1	O. Paris	319.5	10	318.6	18	317.6	21	316.7	30	316.7	22	317,8
13 Rebellion Racing	Lola B 10/60 Coupe-Toyota	LM P1	J. Boullion	319.5	14	316.7	15	316.7	20	315.8	22	315.8	18	316,9
22 Kronos Racing	Lola Aston Martin	LM P1	B. Leinders	317.6	16	314.9	6	314.9	19	314.9	18	314.9	12	315,4
24 Oak Racing	Oak Pescarolo-Judd	LM P1	J. Yvon	314.9	24	314.0	6	313.0	9	313.0	18	313.0	4	313,6
12 Rebellion Racing	Lola B 10/60 Coupe-Toyota	LM P1	N. Jani	313.0	27	312.1	9	312.1	28	312.1	24	311.2	21	312,1
20 Quifel-Asm Team	Zytek 09 SC	LM P1	W. Hughes	311.2	6	310.3	2	309.5	18	308.6	10	307.7	12	309,5
49 Oak Racing	Oak Pescarolo-BMW	LM P2	J. Charouz	301.7	12	301.7	11	301.7	9	300.0	16	299.2	10	300,9
48 Team Oreca Matmut	Oreca 03-Nissan	LM P2	D. Kraihamer	300.0	2	298.3	22	296.7	16	296.7	10	295.9	11	297,5
36 RML	Honda Performance Development Av01 D	LM P2	T. Erdos	299.2	4	297.5	2	296.7	3	295.9	9	295.9	21	297,0
35 Oak Racing	Oak Pescarolo-Judd BMW	LM P2	A. Barlesi	299.2	13	298.3	14	297.5	15	297.5	12	297.5	19	298,0
39 Pecom Racing	Lola B11/40-Judd Bmw	LM P2	P. Kaffer	297.5	2	297.5	8	296.7	26	296.7	9	296.7	7	297,0
5 Hope Racing	Oreca Swiss Hy Tech-Hybrid	LM P1	J. Lammers	296.7	2	296.7	3	295.9	6	295.1	4	294.3	5	295,7
26 Signatech Nissan	Oreca 03-Nissan	LM P2	F. Mailleux	296.7	5	296.7	12	295.9	2	295.9	18	295.9	28	296,2
41 Greaves Motorsport	Zytek Nissan	LM P2	T. Kimber-Smith	295.9	6	294.3	5	294.3	7	293.5	10	292.7	9	294,1
42 Strakka Racing	Honda Performance Development Av01 D	LM P2	D. Watts	294.3	4	293.5	13	291.9	6	291.1	7	291.1	3	292,4
40 Race Performance	Oreca 03-Judd BMW	LM P2	M. Frey	293.5	4	290.3	3	289.5	2	262.1	1			283,9
74 Corvette Racing	Chevrolet Corvette C6 ZR1	LM GTE Pro	O. Gavin	291.1	6	289.5	5	288.8	9	285.0	8	285.0	3	287,9
77 Team Felbermayr-Proton	Porsche 911 RSR (997)	LM GTE Pro	M. Lieb	290.3	18	290.3	16	289.5	4	288.8	17	288.8	14	289,5
55 BMW Motorsport	BMW M3 GT	LM GTE Pro	D. Werner	288.8	4	288.8	8	288.0	25	288.0	2	288.0	6	288,3
44 Extreme Limite AM Paris	Norma M200P-Judd BMW	LM P2	F. Rosier	288.8	2	286.5	6	284.2	12	284.2	14	283.5	7	285,4
83 JMB Racing	Ferrari F430	LM GTE Am	N. Marroc	288.8	18	285.7	6	285.0	11	285.0	23	285.0	20	285,9
56 BMW Motorsport	BMW M3 GT	LM GTE Pro	A. Priaux	288.8	3	288.8	6	288.0	16	286.5	13	286.5	11	287,7
33 Level 5 Motorsports	Lola Coupe-Honda Performance Development	LM P2	S. Tucker	288.0	11	288.0	3	288.0	4	288.0	6	286.5	12	287,7
70 Larbre Competition	Porsche 911 RSR (997)	LM GTE Am	J. Belloc	288.0	3	285.0	8	285.0	5	284.2	12	284.2	6	285,3
89 Hankook-Team Farnbacher	Ferrari 458 Italia	LM GTE Pro	D. Farnbacher	287.2	7	285.7	8	284.2	14	284.2	12	284.2	11	285,1
88 Team Felbermayr-Proton	Porsche 911 RSR (997)	LM GTE Pro	A. Al-Faisal	287.2	8	285.7	14	283.5	16	283.5	9	283.5	6	284,7
80 Flying Lizard Motorsports	Porsche 911 RSR (997)	LM GTE Pro	J. Bergmeister	286.5	19	285.7	16	285.7	14	285.7	10	285.7	8	285,9
76 Imsa Performance Matmut	Porsche 911 RSR (997)	LM GTE Pro	N. Armindo	285.7	12	283.5	16	283.5	3	282.7	11	282.7	13	283,6
59 Luxury Racing	Ferrari 458 Italia	LM GTE Pro	S. Ortelli	285.7	5	282.0	10	281.2	22	281.2	18	281.2	9	282,3
81 Flying Lizard Motorsports	Porsche 911 RSR (997)	LM GTE Am	D. Law	285.7	20	285.7	17	285.0	9	284.2	18	284.2	15	285,0
71 AF Corse	Ferrari 458 Italia	LM GTE Pro	R. Aguas	285.7	2	282.7	16	282.0	13	282.0	3	281.2	4	282,7
007 Aston Martin Racing	Aston Martin AMR-One	LM P1	D. Turner	285.7	4	285.0	6	284.2	7	283.5	8	282.7	3	284,2
75 Prospeed Competition	Porsche 911 RSR (997)	LM GTE Pro	M. Goossens	285.7	13	285.7	7	284.2	3	284.2	16	284.2	9	284,8
73 Corvette Racing	Chevrolet Corvette C6 ZR1	LM GTE Pro	T. Milner	285.0	10	285.0	7	284.2	12	284.2	4	284.2	16	284,5
51 AF Corse Srl	Ferrari 458 Italia	LM GTE Pro	G. Bruni	284.2	12	283.5	11	283.5	10	283.5	8	282.0	7	283,3
58 Luxury Racing	Ferrari 458 Italia	LM GTE Pro	A. Beloise	283.5	19	282.7	8	282.7	14	282.0	11	282.0	2	282,6
66 JMW Motorsport	Ferrari 458 Italia	LM GTE Pro	R. Bell	283.5	8	280.5	24	280.5	15	280.5	3	280.5	14	281,1
57 Krohn Racing	Ferrari F430	LM GTE Am	M. Rugolo	283.5	3	282.0	2	281.2	4	281.2	5	265.4	1	278,7
009 Aston Martin Racing	Aston Martin AMR-One	LM P1	A. Fernandez	282.0	10	282.0	8	281.2	7	281.2	3	281.2	6	281,5
63 Proton Competition	Porsche 911 RSR (997)	LM GTE Am	H. Felbermayr Jr.	282.0	20	281.2	13	281.2	8	280.5	17	280.5	16	281,1
61 AF Corse SRL	Ferrari F430	LM GTE Am	M. Cioci	282.0	22	282.0	24	280.5	2	279.8	21	279.1	19	280,7
62 CRS Racing	Ferrari F430	LM GTE Am	P. Ehret	282.0	7	281.2	3	280.5	17	280.5	6	279.8	15	280,8
64 Lotus Jetalliance	Lotus Evora	LM GTE Pro	O. Slingerland	281.2	12	277.6	13	276.9	10	276.9	6	276.2	5	277,8



24 HEURES DU MANS 2011



24 HEURES DU MANS

ILMC

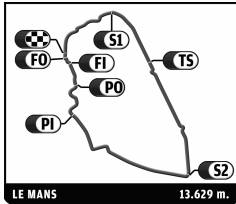
Qualifying 2

Best Top Speeds

Team	Car	Class	Top Speed Driver	Top 1		Top 2		Top 3		Top 4		Top 5		Avg
				Kph	Lap	Kph	Lap	Kph	Lap	Kph	Lap	Kph	Lap	
60 Gulf AMR Middle East	Aston Martin Vantage	LM GTE Am	M. Wainwright	279.1	5	278.4	3	278.4	4	277.6	7	277.6	8	278,2
68 Robertson Racing LLC	Ford GT-Doran	LM GTE Am	D. Murry	278.4	5	277.6	6	274.1	8	273.4	14	273.4	4	275,4
79 Jota	Aston Martin Vantage	LM GTE Pro	S. Hancock	276.2	11	275.5	14	275.5	4	275.5	12	275.5	7	275,6
50 Larbre Competition	Chevrolet Corvette C6 ZR1	LM GTE Am	G. Gardel	275.5	4	238.9	3	197.4	2	158.1	1			217,5
65 Lotus Jetalliance	Lotus Evora	LM GTE Pro	J. Hirschi	247.7	2	201.1	1							224,4



24 HEURES DU MANS 2011



24 HEURES DU MANS

ILMC

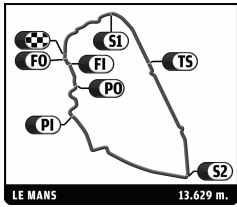
Qualifying 2

Fastest Lap Sequence

Practice Time	Team	Car	Class	Driver	Time	Kph	Lap
8:00.420	13 Rebellion Racing	Lola B 10/60 Coupe-Toyota	LM P1	J.Christophe Boullion	3:38.657	224.4	2
11:38.106	13 Rebellion Racing	Lola B 10/60 Coupe-Toyota	LM P1	J.Christophe Boullion	3:37.686	225.4	3
16:29.762	1 Audi Sport Team Joest	Audi R18 TDI	LM P1	Timo Bernhard	3:33.627	229.7	3
17:33.373	7 Peugeot Sport Total	Peugeot 908	LM P1	Anthony Davidson	3:30.822	232.7	2
17:51.569	8 Peugeot Sport Total	Peugeot 908	LM P1	Franck Montagny	3:30.736	232.8	3
18:52.281	3 Audi Sport North America	Audi R18 TDI	LM P1	Rinaldo Capello	3:30.398	233.2	4
22:22.559	3 Audi Sport North America	Audi R18 TDI	LM P1	Rinaldo Capello	3:30.278	233.3	5
22:55.038	2 Audi Sport Team Joest	Audi R18 TDI	LM P1	Benoit Treluyer	3:29.810	233.9	4
23:29.411	1 Audi Sport Team Joest	Audi R18 TDI	LM P1	Timo Bernhard	3:28.633	235.2	5
24:52.951	8 Peugeot Sport Total	Peugeot 908	LM P1	Franck Montagny	3:27.906	236.0	5
1:11:40.068	1 Audi Sport Team Joest	Audi R18 TDI	LM P1	Romain Dumas	3:27.876	236.0	5
1:27:20.973	3 Audi Sport North America	Audi R18 TDI	LM P1	Allan McNish	3:27.602	236.3	5
1:41:22.717	8 Peugeot Sport Total	Peugeot 908	LM P1	Stephane Sarrazin	3:26.336	237.8	4
1:42:35.729	7 Peugeot Sport Total	Peugeot 908	LM P1	Marc Gene	3:26.272	237.9	10
1:59:45.061	8 Peugeot Sport Total	Peugeot 908	LM P1	Stephane Sarrazin	3:26.156	238.0	8
1:59:50.483	2 Audi Sport Team Joest	Audi R18 TDI	LM P1	Marcel Fassler	3:25.961	238.2	20



24 HEURES DU MANS 2011



24 HEURES DU MANS

ILMC Qualifying 2

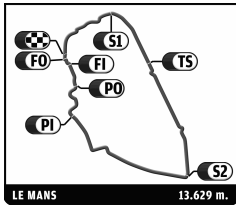
Sector Analysis

■ Personal Best
 ■ Session Best
 ■ B Crossing the finish line in pit lane

Lap	D	Time	Sector 1	Sector 2	Sector 3	T6	T7	Porsche	Ford	T. Spd	Hour	Elapsed	
1	Audi Sport Team Joest											Audi R18 TDI	
	Timo Bernhard Romain Dumas		Mike Rockenfeller									LM P1	
	1	1	4:08.630B	57.712	1:25.182	1:45.736			17.379		294.3	19:04	4:08.630
	2	1	8:47.505	5:46.211	1:22.835	1:38.459	3.472		17.938	6.626	320.5	19:12	12:56.135
	3	1	3:33.627	32.996	1:21.201	1:39.430	3.367	3.847	18.797	6.139	327.3	19:16	16:29.762
	4	1	3:31.016	33.174	1:21.286	1:36.556	3.329	3.805	17.956	5.809	327.3	19:20	20:00.778
	5	1	3:28.633	32.788	1:20.813	1:35.032	3.284	3.799	16.697	5.777	323.4	19:23	23:29.411
	6	1	3:46.969B	33.377	1:20.872	1:52.720		3.776	20.406		326.3	19:27	27:16.380
	7	1	9:15.206	6:17.186	1:22.159	1:35.861	3.331		16.823	6.059	324.3	19:36	36:31.586
	8	1	3:27.976	32.776	1:20.455	1:34.745	3.333	3.791	16.331	5.742	333.3	19:39	39:59.562
	9	1	3:29.637	32.955	1:22.042	1:34.640	3.333	3.802	16.351	5.689	329.3	19:43	43:29.199
	10	1	3:27.958	32.858	1:20.481	1:34.619	3.472	3.794	16.168	5.896	325.3	19:46	46:57.157
	11	1	3:50.594B	32.752	1:22.404	1:55.438		3.826	17.019		326.3	19:50	50:47.751
	12	2	6:56.066	3:55.021	1:22.916	1:38.129	3.315		18.205	6.037	315.8	19:57	57:43.817
	13	2	3:29.811	33.163	1:21.239	1:35.409	3.535	3.809	16.527	5.822	330.3	20:01	1:01:13.628
	14	2	3:30.151	32.946	1:20.614	1:36.591	3.299	3.854	17.803	5.961	327.3	20:04	1:04:43.779
	15	2	3:28.413	32.815	1:20.180	1:35.418	3.381	3.791	17.111	5.728	319.5	20:08	1:08:12.192
	16	2	3:27.876	32.621	1:20.226	1:35.029	3.508	3.807	16.350	6.276	321.4	20:11	1:11:40.068
	17	2	3:43.280B	33.541	1:23.112	1:46.627		3.838	18.469		327.3	20:15	1:15:23.348
	18	2	5:50.150	2:46.699	1:21.594	1:41.857	3.293		18.707	7.452	333.3	20:21	1:21:13.498
	19	2	3:29.981	33.706	1:20.607	1:35.668	3.362	3.775	17.096	5.801	331.3	20:24	1:24:43.479
	20	2	3:27.697	32.590	1:20.523	1:34.584	3.360	3.795	16.309	5.659	325.3	20:28	1:28:11.176
21	2	3:35.747B	33.936	1:20.244	1:41.567		3.792	16.298		325.3	20:31	1:31:46.923	
2	Audi Sport Team Joest											Audi R18 TDI	
	Marcel Fassler André Lotterer		Benoit Treluyer									LM P1	
	1	3	4:49.135B	1:20.894	1:34.449	1:53.792			20.591		220.4	19:04	4:49.135
	2	3	11:02.804	7:49.123	1:24.708	1:48.973	3.395		20.439	6.406	324.3	19:15	15:51.939
	3	3	3:33.289	34.010	1:23.400	1:35.879	3.426	3.836	16.673	5.670	320.5	19:19	19:25.228
	4	3	3:29.810	33.263	1:21.303	1:35.244	3.524	3.831	16.859	5.620	322.4	19:22	22:55.038
	5	3	3:38.935B	32.964	1:21.396	1:44.575		3.854	16.623		323.4	19:26	26:33.973
	6	3	7:19.652	4:20.083	1:22.747	1:36.822	3.542		16.607	6.849	322.4	19:33	33:53.625
	7	3	3:28.496	32.916	1:20.966	1:34.614	3.328	3.871	16.362	5.620	330.3	19:37	37:22.121
	8	3	3:41.122B	33.387	1:23.104	1:44.631		3.815	17.045		306.8	19:41	41:03.243
	9	1	4:35.691	1:34.891	1:23.970	1:36.830	3.457		16.963	6.014	316.7	19:45	45:38.934
	10	1	3:35.765	34.938	1:23.006	1:37.821	3.460	3.846	18.254	5.859	310.3	19:49	49:14.699
	11	1	3:29.184	33.116	1:21.043	1:35.025	3.358	3.840	16.182	5.918	322.4	19:52	52:43.883
	12	1	3:40.431B	32.999	1:21.484	1:45.948		3.807	18.695		323.4	19:56	56:24.314
	13	1	6:24.789	3:22.306	1:23.231	1:39.252	3.330		18.595	6.464	261.5	20:02	1:02:49.103
	14	1	3:30.201	33.334	1:21.398	1:35.469	3.316	3.831	16.364	5.792	325.3	20:06	1:06:19.304
	15	1	3:31.442	33.790	1:21.545	1:36.107	3.391	3.802	16.509	6.142	318.6	20:09	1:09:50.746
	16	1	3:30.971	33.231	1:21.097	1:36.643	3.361	3.826	17.391	5.981	325.3	20:13	1:13:21.717
	17	1	3:30.850	34.539	1:21.116	1:35.195	3.394	3.803	16.344	5.819	321.4	20:16	1:16:52.567
	18	1	3:32.148	33.445	1:20.769	1:37.934	3.323	3.813	17.998	5.869	328.3	20:20	1:20:24.715
	19	1	3:29.118	33.187	1:20.626	1:35.305	3.435	3.789	16.456	5.819	323.4	20:23	1:23:53.833
	20	1	3:29.211	33.188	1:21.013	1:35.010	3.457	3.817	16.266	5.769	329.3	20:27	1:27:23.044
21	1	3:30.888	33.438	1:20.583	1:36.867	3.348	3.823	16.359	6.033	323.4	20:30	1:30:53.932	
22	1	3:32.668	33.028	1:20.570	1:39.070	3.355	3.784	18.153	6.224	332.3	20:34	1:34:26.600	
23	1	3:37.318B	33.655	1:20.431	1:43.232		3.787	16.119		333.3	20:38	1:38:03.918	
24	1	7:50.782	4:52.646	1:22.463	1:35.673	3.260		15.995	5.867	329.3	20:45	1:45:54.700	
25	1	3:28.668	32.754	1:20.236	1:35.678	3.268	3.778	16.589	6.251	324.3	20:49	1:49:23.368	
26	1	3:26.796	32.682	1:20.181	1:33.933	3.300	3.784	15.638	5.907	330.3	20:52	1:52:50.164	
27	1	3:34.358	32.880	1:22.644	1:38.834	3.289	3.781	17.658	6.880	331.3	20:56	1:56:24.522	
28	1	3:25.961	32.675	1:19.902	1:33.384	3.357	3.780	15.686	5.616	330.3	20:59	1:59:50.483	
29	1	3:39.742B	33.029	1:20.757	1:45.956		3.789	18.100		323.4	21:03	2:03:30.225	



24 HEURES DU MANS 2011



24 HEURES DU MANS

ILMC
Qualifying 2

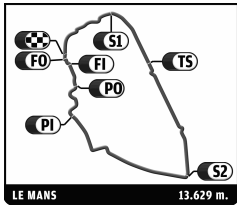
Sector Analysis

■ Personal Best ■ Session Best ■ Crossing the finish line in pit lane

Lap	D	Time	Sector 1	Sector 2	Sector 3	T6	T7	Porsche	Ford	T. Spd	Hour	Elapsed
3	Audi Sport North America Audi R18 TDI Rinaldo Capello Allan McNish LM P1 Tom Kristensen											
1	1	3:59.073 B	44.282	1:27.257	1:47.534			18.467		277.6	19:03	3:59.073
2	1	7:41.525	4:40.449	1:23.196	1:37.880	3.345		17.949	6.098	305.9	19:11	11:40.598
3	1	3:41.285	34.760	1:23.485	1:43.040	3.336	3.797	17.526	5.951	317.6	19:15	15:21.883
4	1	3:30.398	33.661	1:21.071	1:35.666	3.281	3.798	17.106	5.835	323.4	19:18	18:52.281
5	1	3:30.278	32.683	1:22.000	1:35.595	3.296	3.776	16.933	5.795	326.3	19:22	22:22.559
6	1	3:36.882 B	32.641	1:20.872	1:43.369		3.778	17.354		318.6	19:25	25:59.441
7	1	5:56.682	2:54.894	1:22.151	1:39.637	3.341		17.494	6.034	313.0	19:31	31:56.123
8	1	3:29.451	33.084	1:20.639	1:35.728	3.300	3.806	17.081	5.898	317.6	19:35	35:25.574
9	1	3:31.014	33.318	1:21.750	1:35.946	3.320	3.793	16.870	5.932	317.6	19:38	38:56.588
10	1	3:32.133	32.859	1:20.304	1:38.970	3.270	3.795	18.814	6.092	332.3	19:42	42:28.721
11	1	3:28.056	32.683	1:20.514	1:34.859	3.272	3.764	16.615	5.858	325.3	19:45	45:56.777
12	1	3:28.607	32.555	1:20.832	1:35.220	3.327	3.764	16.806	5.829	323.4	19:49	49:25.384
13	1	3:32.532	33.711	1:20.371	1:38.450	3.296	3.770	19.311	6.014	326.3	19:52	52:57.916
14	1	3:30.698	32.672	1:20.157	1:37.869	3.254	3.759	18.769	5.968	327.3	19:56	56:28.614
15	1	3:31.588	32.565	1:21.058	1:37.965	3.270	3.749	19.275	6.018	323.4	20:00	1:00:00.202
16	1	3:31.372	33.044	1:22.642	1:35.686	3.367	3.760	17.032	5.992	323.4	20:03	1:03:31.574
17	1	3:41.953 B	32.864	1:22.497	1:46.592		3.774	19.803		313.0	20:07	1:07:13.527
18	3	6:03.750	3:02.333	1:22.365	1:39.052	3.336		18.889	6.082	323.4	20:13	1:13:17.277
19	3	3:31.956	33.402	1:20.643	1:37.911	3.416	3.799	16.742	7.781	324.3	20:16	1:16:49.233
20	3	3:32.902	33.313	1:21.278	1:38.311	3.297	3.826	16.683	6.070	318.6	20:20	1:20:22.135
21	3	3:31.236	33.041	1:22.646	1:35.549	3.383	3.776	16.748	5.871	328.3	20:23	1:23:53.371
22	3	3:27.602	32.854	1:20.105	1:34.643	3.313	3.803	16.394	5.811	333.3	20:27	1:27:20.973
23	3	3:28.995	33.141	1:20.450	1:35.404	3.289	3.769	16.415	5.924	326.3	20:30	1:30:49.968
24	3	3:33.987	33.225	1:20.776	1:39.986	3.302	3.766	18.639	5.889	325.3	20:34	1:34:23.955
25	3	3:28.392	32.967	1:20.496	1:34.929	3.296	3.795	16.466	5.750	325.3	20:37	1:37:52.347
26	3	3:30.141	33.263	1:21.029	1:35.849	3.337	3.765	16.607	5.908	326.3	20:41	1:41:22.488
27	3	3:28.392	32.900	1:21.044	1:34.448	3.282	3.766	16.292	5.839	325.3	20:44	1:44:50.880
28	3	3:38.667 B	32.689	1:22.086	1:43.892		3.752	16.972		326.3	20:48	1:48:29.547
29	2	4:38.007	1:35.354	1:23.023	1:39.630	3.375		18.489	6.477	321.4	20:53	1:53:07.554
30	2	3:33.334	33.265	1:22.117	1:37.952	3.327	3.831	17.216	6.544	318.6	20:56	1:56:40.888
31	2	3:32.234	33.283	1:20.926	1:38.025	3.330	3.812	18.068	6.043	323.4	21:00	2:00:13.122
5	Hope Racing Oreca Swiss Hy Tech-Hybrid Steve Zacchia Casper Elgaard LM P1 Jan Lammers											
1	2	4:52.995	1:30.145	1:34.669	1:48.181	3.713		19.981	6.941	254.1	19:04	4:52.995
2	2	4:03.599 B	36.445	1:28.665	1:58.489		4.170	20.710		296.7	19:08	8:56.594
3	2	10:18.906	7:00.925	1:30.906	1:47.075	3.628		20.321	6.593	296.7	19:19	19:15.500
4	2	3:50.495	35.867	1:29.307	1:45.321	3.668	4.146	19.087	6.341	295.1	19:23	23:05.995
5	2	4:03.104 B	36.594	1:31.121	1:55.389		4.250	19.521		294.3	19:27	27:09.099
6	2	11:41.430	8:24.365	1:30.257	1:46.808	3.627		19.432	6.499	295.9	19:38	38:50.529
7	2	3:51.873	36.794	1:28.855	1:46.224	3.692	4.180	19.372	6.657	293.5	19:42	42:42.402
8	2	3:52.299	36.392	1:29.327	1:46.580	4.041	4.227	18.681	7.388	289.5	19:46	46:34.701
9	2	4:12.358 B	36.507	1:29.363	2:06.488		4.296	21.599		289.5	19:50	50:47.059
10	3	33:35.128 B	...	1:54.690	2:28.647			25.199		237.4	20:24	1:24:22.187
11	3	14:44.221 B	...	1:51.439	2:21.189			24.771		233.8	20:39	1:39:06.408
007	Aston Martin Racing Aston Martin AMR-One Christian Klein Darren Turner LM P1 Stephane Mucke											
1	3	1:07:10.357 B	...	1:36.215	1:56.428			20.451		281.2	20:07	1:07:10.357
2	3	11:07.106	7:50.421	1:32.276	1:44.409	3.462		18.560	6.185	249.4	20:18	1:18:17.463
3	3	3:48.194	35.435	1:28.738	1:44.021	3.505	4.100	18.462	6.033	282.7	20:22	1:22:05.657
4	3	3:55.478 B	36.470	1:28.763	1:50.245		4.120	17.697		285.7	20:26	1:26:01.135
5	2	10:10.683	6:55.458	1:31.246	1:43.979	3.523		18.232	6.083	279.8	20:36	1:36:11.818
6	2	3:46.450	35.162	1:28.643	1:42.645	3.915	4.138	17.579	6.208	285.0	20:39	1:39:58.268



24 HEURES DU MANS 2011



24 HEURES DU MANS

ILMC

Qualifying 2

Sector Analysis

■ Personal Best ■ Session Best B Crossing the finish line in pit lane

Lap	D	Time	Sector 1	Sector 2	Sector 3	T6	T7	Porsche	Ford	T. Spd	Hour	Elapsed
7	2	3:58.963B	36.316	1:30.032	1:52.615		4.230	18.451		284.2	20:43	1:43:57.231
8	2	8:21.089	5:08.239	1:29.852	1:42.998	3.553		17.557	6.549	283.5	20:52	1:52:18.320
9	2	4:25.272B	34.837	1:47.156	2:03.279		4.132	20.590		207.3	20:56	1:56:43.592

7

Peugeot Sport Total
Marc Gene
Alex Wurz

Anthony Davidson

Peugeot 908
LM P1

1	2	5:31.389B	1:36.134	1:41.216	2:14.039			26.116		263.4	19:05	5:31.389
2	3	8:31.162	5:22.628	1:27.168	1:41.366	3.416		20.536	6.308	297.5	19:14	14:02.551
3	3	3:30.822	33.545	1:21.315	1:35.962	3.355	3.802	17.239	5.842	322.4	19:17	17:33.373
4	3	3:30.794	33.672	1:21.949	1:35.173	3.294	3.757	17.125	5.817	324.3	19:21	21:04.167
5	3	3:30.530	33.113	1:20.440	1:36.977	3.347	3.758	19.174	5.793	332.3	19:24	24:34.697
6	3	3:36.236B	32.954	1:20.003	1:43.279		3.770	16.926		325.3	19:28	28:10.933
7	3	9:45.596	6:44.174	1:23.368	1:38.054	3.340		18.360	6.011	319.5	19:37	37:56.529
8	3	3:30.436	34.559	1:20.827	1:35.050	3.417	3.778	16.909	5.858	325.3	19:41	41:26.965
9	3	3:43.884B	33.845	1:20.248	1:49.791		3.774	21.791		331.3	19:45	45:10.849
10	1	8:04.395	5:02.929	1:22.812	1:38.654	3.365		18.318	6.388	324.3	19:53	53:15.244
11	1	3:30.609	33.648	1:20.566	1:36.395	3.382	3.780	17.542	6.079	323.4	19:56	56:45.853
12	1	3:32.219	34.496	1:21.111	1:36.612	3.386	3.780	17.641	6.102	336.4	20:00	1:00:18.072
13	1	3:41.050B	33.439	1:22.019	1:45.592		3.776	17.477		331.3	20:03	1:03:59.122
14	1	11:53.070	8:51.788	1:24.307	1:36.975	3.402		17.423	6.052	321.4	20:15	1:15:52.192
15	1	3:35.153	33.585	1:22.527	1:39.041	3.365	3.811	17.561	5.988	335.4	20:19	1:19:27.345
16	1	3:40.913B	34.118	1:20.807	1:45.988		3.795	17.150		327.3	20:23	1:23:08.258
17	1	12:20.113	9:20.690	1:22.423	1:37.000	3.450		17.080	6.570	322.4	20:35	1:35:28.371
18	1	3:41.086	32.957	1:21.432	1:46.697	3.362	3.810	19.660	6.468	320.5	20:39	1:39:09.457
19	1	3:26.272	32.663	1:19.442	1:34.167	3.268	3.770	16.555	5.628	330.3	20:42	1:42:35.729
20	1	3:37.913	33.753	1:20.782	1:43.378	3.385	3.737	19.960	7.042	321.4	20:46	1:46:13.642
21	1	3:42.826B	35.015	1:21.729	1:46.082		3.766	18.068		326.3	20:49	1:49:56.468

8

Peugeot Sport Total
Franck Montagny
Stephane Sarrazin

Nicolas Minassian

Peugeot 908
LM P1

1	1	4:57.258B	1:30.778	1:33.428	1:53.052			18.411		282.7	19:04	4:57.258
2	1	9:23.575	6:08.331	1:30.091	1:45.153	3.386		19.029	6.142	285.0	19:14	14:20.833
3	1	3:30.736	33.390	1:20.740	1:36.606	3.298	3.802	17.463	5.917	326.3	19:17	17:51.569
4	1	3:33.476	33.058	1:20.509	1:39.909	3.265	3.776	20.150	6.304	329.3	19:21	21:25.045
5	1	3:27.906	33.011	1:20.334	1:34.561	3.279	3.764	16.583	5.781	329.3	19:24	24:52.951
6	1	3:43.672B	33.867	1:22.565	1:47.240		3.768	19.001		321.4	19:28	28:36.623
7	1	13:26.010	...	1:22.000	1:37.305	3.304		17.622	6.025	320.5	19:42	42:02.633
8	1	3:36.594	37.265	1:22.814	1:36.515	3.311	3.775	16.874	6.116	336.4	19:45	45:39.227
9	1	3:43.592B	35.111	1:22.209	1:46.272		3.755	18.471		323.4	19:49	49:22.819
10	1	14:16.114	...	1:21.553	1:40.390	3.362		20.349	6.231	335.4	20:03	1:03:38.933
11	1	3:44.719B	33.523	1:21.060	1:50.136		3.808	19.478		322.4	20:07	1:07:23.652
12	1	10:19.047	7:15.872	1:22.215	1:40.960	3.344		21.281	6.014	326.3	20:17	1:17:42.699
13	1	3:31.225	33.473	1:21.052	1:36.700	3.281	3.799	17.221	6.172	320.5	20:21	1:21:13.924
14	1	3:37.582B	33.553	1:21.211	1:42.818		3.772	17.076		321.4	20:24	1:24:51.506
15	2	6:01.954	2:58.011	1:23.831	1:40.112	3.306		18.293	6.321	313.0	20:30	1:30:53.460
16	2	3:32.496	32.716	1:19.757	1:40.023	3.258	3.757	19.222	6.109	329.3	20:34	1:34:25.956
17	2	3:30.425	33.004	1:20.311	1:37.110	3.343	3.729	16.687	6.109	320.5	20:37	1:37:56.381
18	2	3:26.336	32.462	1:19.584	1:34.290	3.328	3.746	16.498	5.922	322.4	20:41	1:41:22.717
19	2	3:37.593B	33.257	1:20.986	1:43.350		3.745	17.011		334.4	20:45	1:45:00.310
20	2	7:33.027	4:28.063	1:22.777	1:42.187	3.422		16.816	8.300	330.3	20:52	1:52:33.337
21	2	3:45.568	32.666	1:35.770	1:37.132	3.231	3.799	17.351	6.116	328.3	20:56	1:56:18.905
22	2	3:26.156	32.597	1:19.510	1:34.049	3.418	3.731	16.085	6.204	329.3	20:59	1:59:45.061
23	2	3:26.199	32.426	1:19.704	1:34.069	3.351	3.770	16.536	5.690	319.5	21:03	2:03:11.260

009

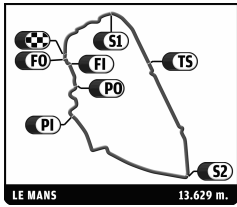
Aston Martin Racing
Adrian Fernandez
Andy Meyrick

Harold Primat

Aston Martin AMR-One
LM P1



24 HEURES DU MANS 2011



24 HEURES DU MANS

ILMC

Qualifying 2

Sector Analysis

Lap	D	Time	Sector 1	Sector 2	Sector 3	T6	T7	Porsche	Ford	T. Spd	Hour	Elapsed
1	3	9:11.364 B	5:41.844	1:33.111	1:56.409			18.764		277.6	19:09	9:11.364
2	3	23:15.840	...	1:33.108	1:45.603	3.880		18.231	6.246	278.4	19:32	32:27.204
3	3	4:20.677	36.201	1:30.775	2:13.701	33.121	4.298	17.982	6.049	281.2	19:36	36:47.881
4	3	5:18.763 B	51.705	1:55.972	2:31.086		7.553	30.581		190.8	19:42	42:06.644
5	3	13:45.765	...	1:36.509	1:46.143	3.608		18.196	6.275	276.2	19:55	55:52.409
6	3	3:56.465	37.956	1:30.981	1:47.528	3.642	4.196	18.916	6.490	281.2	19:59	59:48.874
7	3	3:52.741	36.446	1:31.377	1:44.918	3.703	4.198	18.056	6.256	281.2	20:03	1:03:41.615
8	3	4:05.187 B	36.491	1:31.039	1:57.657		4.216	21.601		282.0	20:07	1:07:46.802
9	1	24:35.562	...	1:37.809	1:50.653	3.756		20.061	6.852	265.4	20:32	1:32:22.364
10	1	3:54.800	36.971	1:31.687	1:46.142	3.621	4.259	18.738	6.191	282.0	20:36	1:36:17.164
11	1	4:02.047 B	36.866	1:31.054	1:54.127		4.205	18.439		279.1	20:40	1:40:19.211
12	2	6:20.732	2:59.872	1:32.477	1:48.383	3.638		18.826	7.169	275.5	20:46	1:46:39.943
13	2	3:52.907	36.504	1:31.009	1:45.394	3.557	4.265	18.078	6.314	279.1	20:50	1:50:32.850
14	2	3:50.019	35.588	1:30.278	1:44.153	3.628	4.205	17.948	5.995	275.5	20:54	1:54:22.869
15	2	3:49.126	35.563	1:29.916	1:43.647	3.678	4.240	17.629	5.905	276.9	20:58	1:58:11.995
16	2	3:48.355	35.194	1:29.731	1:43.430	3.591	4.244	17.607	5.939	275.5	21:02	2:02:00.350

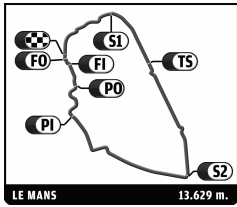
■ Personal Best ■ Session Best B Crossing the finish line in pit lane

9		Team Peugeot Total											Peugeot 908
		Pedro Lamy		Simon Pagenaud								LM P1	
		Sebastien Bourdais											
1	3	4:53.354 B	1:13.795	1:39.649	1:59.910			21.942		254.7	19:04	4:53.354	
2	3	10:48.730	7:24.870	1:35.313	1:48.547	3.242		18.836	6.036	260.9	19:15	15:42.084	
3	3	3:30.819	33.546	1:21.197	1:36.076	3.195	3.758	17.574	5.581	318.6	19:19	19:12.903	
4	3	3:36.682	32.898	1:20.509	1:43.275	3.359	3.749	22.448	6.342	327.3	19:22	22:49.585	
5	3	3:28.739	33.203	1:20.321	1:35.215	3.294	3.783	17.024	5.599	326.3	19:26	26:18.324	
6	3	3:37.187 B	33.242	1:20.504	1:43.441		3.786	17.230		333.3	19:29	29:55.511	
7	1	4:49.630	1:47.443	1:23.819	1:38.368	3.386		17.662	6.215	321.4	19:34	34:45.141	
8	1	3:32.106	33.469	1:21.033	1:37.604	3.331	3.815	17.786	5.883	328.3	19:38	38:17.247	
9	1	3:36.955	33.013	1:20.653	1:43.289	3.337	3.798	21.218	6.199	328.3	19:41	41:54.202	
10	1	3:38.416	33.556	1:21.040	1:43.820	3.290	3.784	19.949	6.172	322.4	19:45	45:32.618	
11	1	3:29.398	33.152	1:20.436	1:35.810	3.252	3.768	17.211	5.741	321.4	19:49	49:02.016	
12	1	3:34.496	33.183	1:21.968	1:39.345	3.420	3.737	18.047	6.287	328.3	19:52	52:36.512	
13	1	3:44.923	35.470	1:29.656	1:39.797	3.518	3.806	17.908	6.265	273.4	19:56	56:21.435	
14	1	3:31.373	34.195	1:21.111	1:36.067	3.333	3.820	17.162	5.812	320.5	19:59	59:52.808	
15	1	3:33.273	34.168	1:21.515	1:37.590	3.362	3.765	17.606	6.183	323.4	20:03	1:03:26.081	
16	1	3:36.826	35.411	1:21.994	1:39.421	3.319	3.764	19.643	6.003	329.3	20:07	1:07:02.907	
17	1	3:35.782	33.186	1:23.873	1:38.723	3.394	3.752	18.086	6.184	324.3	20:10	1:10:38.689	
18	1	3:46.127 B	34.337	1:22.517	1:49.273		3.777	18.670		321.4	20:14	1:14:24.816	
19	1	9:17.177	6:12.116	1:22.744	1:42.317	3.335		21.060	6.111	332.3	20:23	1:23:41.993	
20	1	3:29.984	33.501	1:20.530	1:35.953	3.268	3.800	16.923	5.772	321.4	20:27	1:27:11.977	
21	1	3:29.675	33.313	1:20.692	1:35.670	3.362	3.772	17.035	5.795	336.4	20:30	1:30:41.652	
22	1	3:52.505 B	35.457	1:22.681	1:54.367		3.782	21.909		321.4	20:34	1:34:34.157	
23	1	9:55.621	6:55.924	1:22.961	1:36.736	3.378		17.237	5.932	325.3	20:44	1:44:29.778	
24	1	3:32.798	34.178	1:20.520	1:38.100	3.439	3.781	16.761	8.227	329.3	20:48	1:48:02.576	
25	1	3:32.268	34.645	1:20.831	1:36.792	3.226	3.805	16.946	6.147	323.4	20:51	1:51:34.844	
26	1	3:29.057	33.701	1:20.637	1:34.719	3.256	3.744	16.669	5.708	335.4	20:55	1:55:03.901	
27	1	3:30.898	32.909	1:21.271	1:36.718	3.373	3.746	16.853	6.643	324.3	20:58	1:58:34.799	
28	1	3:32.833	33.020	1:21.108	1:38.705	3.211	3.771	18.883	5.971	336.4	21:02	2:02:07.632	

10		Team Oreca Matmut											Peugeot 908 HDI-FAP
		Nicolas Lapierre		Olivier Panis								LM P1	
		Loic Duval											
1	3	4:35.007 B	1:01.585	1:34.134	1:59.288			21.794		264.7	19:04	4:35.007	
2	3	6:19.223	3:05.711	1:29.436	1:44.076	3.488		19.591	6.352	294.3	19:10	10:54.230	
3	3	3:48.290	34.816	1:32.030	1:41.444	3.440	3.928	18.492	6.007	314.0	19:14	14:42.520	
4	3	3:40.088	35.854	1:24.357	1:39.877	3.453	3.895	18.135	5.963	314.9	19:18	18:22.608	
5	3	3:35.751	34.012	1:23.308	1:38.431	3.454	3.897	17.579	5.937	314.9	19:21	21:58.359	
6	3	3:56.808 B	34.142	1:26.380	1:56.286		3.891	22.072		248.3	19:25	25:55.167	
7	3	7:56.047	4:49.503	1:25.696	1:40.848	3.392		18.324	6.339	308.6	19:33	33:51.214	



24 HEURES DU MANS 2011



24 HEURES DU MANS

ILMC

Qualifying 2

Sector Analysis

Personal Best Session Best B Crossing the finish line in pit lane

Lap	D	Time	Sector 1	Sector 2	Sector 3	T6	T7	Porsche	Ford	T. Spd	Hour	Elapsed
8	3	3:36.065	34.115	1:23.658	1:38.292	3.452	3.877	17.676	5.881	314.0	19:37	37:27.279
9	3	3:38.705	33.867	1:22.922	1:41.916	3.409	3.886	20.319	6.195	315.8	19:41	41:05.984
10	3	4:03.247 B	34.085	1:25.540	2:03.622		3.858	22.319		319.5	19:45	45:09.231
11	1	4:54.186	1:49.691	1:25.141	1:39.354	3.307		17.805	6.054	313.0	19:50	50:03.417
12	1	3:36.284	34.653	1:23.859	1:37.772	3.307	3.829	17.312	5.870	313.0	19:53	53:39.701
13	1	3:35.295	34.477	1:23.222	1:37.596	3.282	3.839	17.327	5.811	314.9	19:57	57:14.996
14	1	3:38.213	34.001	1:26.136	1:38.076	3.258	3.827	17.353	5.866	315.8	20:00	1:00:53.209
15	1	3:33.557	33.677	1:22.726	1:37.154	3.278	3.808	17.111	5.832	314.9	20:04	1:04:26.766
16	1	3:46.405 B	33.491	1:24.952	1:47.962		3.816	17.864		308.6	20:08	1:08:13.171
17	1	4:53.679	1:49.908	1:26.058	1:37.713	3.278		17.245	5.868	316.7	20:13	1:13:06.850
18	1	3:36.969	33.273	1:23.026	1:40.670	3.283	3.819	20.922	5.768	318.6	20:16	1:16:43.819
19	1	3:33.919	33.100	1:22.112	1:38.707	3.213	3.823	18.122	5.834	315.8	20:20	1:20:17.738
20	1	3:30.921	33.042	1:22.326	1:35.553	3.197	3.795	16.621	5.679	316.7	20:23	1:23:48.659
21	1	3:31.471	33.073	1:22.258	1:36.140	3.208	3.788	16.804	5.747	317.6	20:27	1:27:20.130
22	1	3:40.783 B	33.374	1:22.625	1:44.784		3.783	17.417		316.7	20:31	1:31:00.913
23	2	5:04.997	1:59.936	1:26.028	1:39.033	3.400		17.571	6.323	314.0	20:36	1:36:05.910
24	2	3:41.015	34.609	1:23.355	1:43.051	3.363	3.873	21.194	6.096	316.7	20:39	1:39:46.925
25	2	3:34.804	33.626	1:22.632	1:38.546	3.392	3.859	19.020	5.807	314.9	20:43	1:43:21.729
26	2	3:36.656	34.382	1:24.592	1:37.682	3.322	3.869	16.914	6.414	315.8	20:46	1:46:58.385
27	2	3:41.675	35.465	1:26.930	1:39.280	3.311	3.843	17.440	6.412	267.3	20:50	1:50:40.060
28	2	3:33.561	34.312	1:23.004	1:36.245	3.367	3.818	16.652	5.757	314.9	20:54	1:54:13.621
29	2	3:30.831	33.334	1:22.043	1:35.454	3.398	3.851	16.402	5.661	315.8	20:57	1:57:44.452
30	2	3:30.828	33.376	1:21.904	1:35.548	3.313	3.857	16.334	5.695	316.7	21:01	2:01:15.280

12

Rebellion Racing

Neel Jani
Nicolas Prost

Jeroen Bleekemolen

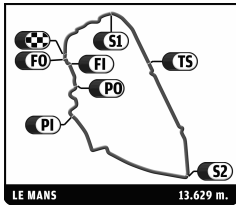
Lola B 10/60 Coupe-Toyota

LM P1

1	3	4:32.485	1:15.022	1:30.106	1:47.357	3.527		21.007	6.619	293.5	19:04	4:32.485
2	3	3:45.687	35.607	1:26.383	1:43.697	3.537	3.998	19.068	7.046	307.7	19:08	8:18.172
3	3	3:45.327	35.623	1:25.999	1:43.705	3.675	3.981	18.574	7.245	306.8	19:12	12:03.499
4	3	3:49.879	35.132	1:25.288	1:49.459	3.515	4.024	21.117	6.209	309.5	19:15	15:53.378
5	3	3:43.773	36.194	1:25.360	1:42.219	3.512	3.955	19.283	6.256	308.6	19:19	19:37.151
6	3	3:40.163	34.951	1:24.653	1:40.559	3.487	3.957	18.389	6.119	309.5	19:23	23:17.314
7	3	3:42.388	35.056	1:24.794	1:42.538	3.462	3.934	18.736	6.307	310.3	19:26	26:59.702
8	3	3:42.740	35.116	1:24.733	1:42.891	4.083	3.940	18.408	7.327	309.5	19:30	30:42.442
9	3	3:48.596 B	35.014	1:24.358	1:49.224		4.088	18.582		312.1	19:34	34:31.038
10	2	6:53.542	3:43.707	1:27.128	1:42.707	3.621		19.032	6.405	307.7	19:41	41:24.580
11	2	3:44.588	35.669	1:25.515	1:43.404	3.599	3.983	19.772	6.313	310.3	19:45	45:09.168
12	2	4:00.908 B	35.769	1:24.578	2:00.561		3.971	20.449		310.3	19:49	49:10.076
13	2	6:57.938	3:47.109	1:26.253	1:44.576	3.462		20.354	6.641	308.6	19:56	56:08.014
14	2	3:41.153	34.109	1:24.265	1:42.779	3.452	3.948	18.324	6.654	300.8	19:59	59:49.167
15	2	3:40.474	35.669	1:24.870	1:39.935	3.560	3.921	17.869	6.207	309.5	20:03	1:03:29.641
16	2	3:41.906	34.044	1:24.848	1:43.014	3.533	3.963	19.340	7.174	309.5	20:07	1:07:11.547
17	2	3:41.280	34.369	1:23.982	1:42.929	3.477	3.956	18.937	6.210	309.5	20:10	1:10:52.827
18	2	3:35.985	33.990	1:23.529	1:38.466	3.484	3.937	17.596	5.876	310.3	20:14	1:14:28.812
19	2	3:50.623 B	34.964	1:24.930	1:50.729		3.933	19.136		309.5	20:18	1:18:19.435
20	1	8:30.550	5:22.642	1:25.296	1:42.612	3.402		18.874	6.411	306.8	20:26	1:26:49.985
21	1	3:37.490	34.178	1:24.348	1:38.964	3.441	3.922	17.497	6.095	311.2	20:30	1:30:27.475
22	1	3:41.001	33.830	1:24.531	1:42.640	3.372	3.929	17.789	7.556	300.8	20:34	1:34:08.476
23	1	3:48.834 B	34.029	1:26.522	1:48.283		3.908	18.059		307.7	20:37	1:37:57.310
24	1	6:51.214	3:14.199	1:39.954	1:57.061	3.380		18.308	6.011	312.1	20:44	1:44:48.524
25	1	3:40.536	33.608	1:24.817	1:42.111	3.379	3.914	18.391	6.497	311.2	20:48	1:48:29.060
26	1	3:44.616	38.890	1:24.449	1:41.277	3.335	3.890	17.983	6.539	308.6	20:52	1:52:13.676
27	1	3:34.422	33.443	1:23.007	1:37.972	3.509	3.881	17.146	6.039	313.0	20:55	1:55:48.098
28	1	3:33.982	33.434	1:23.452	1:37.096	3.386	3.924	16.846	5.814	312.1	20:59	1:59:22.080
29	1	4:07.391 B	35.110	1:31.977	2:00.304			20.852		262.8	21:03	2:03:29.471



24 HEURES DU MANS 2011



24 HEURES DU MANS

ILMC

Qualifying 2

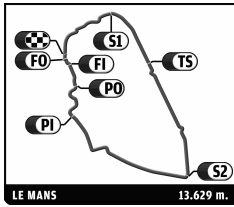
Sector Analysis

■ Personal Best ■ Session Best B Crossing the finish line in pit lane

Lap	D	Time	Sector 1	Sector 2	Sector 3	T6	T7	Porsche	Ford	T. Spd	Hour	Elapsed
13	Rebellion Racing		Lola B 10/60 Coupe-Toyota									
	Andrea Belicchi		LM P1									
	J.Christophe Boullion											
			Guy Smith									
1	2	4:21.763	1:09.213	1:28.762	1:43.788	3.377		19.098	6.235	274.8	19:04	4:21.763
2	2	3:38.657	34.747	1:24.982	1:38.928	3.507	3.923	17.760	5.868	314.9	19:08	8:00.420
3	2	3:37.686	34.049	1:24.131	1:39.506	3.358	3.954	18.850	5.835	313.0	19:11	11:38.106
4	2	3:57.432 B	35.333	1:26.126	1:55.973		3.908	19.486		311.2	19:15	15:35.538
5	2	15:24.805	...	1:37.364	1:47.595	3.487		20.681	6.132	247.7	19:31	31:00.343
6	2	3:44.522 B	34.304	1:24.302	1:45.916		3.966	17.697		314.0	19:34	34:44.865
7	2	8:11.518	5:02.130	1:26.206	1:43.182	3.476		19.044	6.144	305.9	19:42	42:56.383
8	2	3:37.764	33.978	1:23.738	1:40.048	3.700	3.943	17.553	7.228	314.0	19:46	46:34.147
9	2	3:37.641	34.823	1:23.999	1:38.819	3.394	3.996	17.867	5.923	312.1	19:50	50:11.788
10	2	3:36.382	33.680	1:24.081	1:38.621	3.516	3.901	17.574	5.982	314.9	19:53	53:48.170
11	2	3:48.692 B	34.531	1:25.091	1:49.070		3.956	18.851		313.0	19:57	57:36.862
12	2	21:27.756	...	1:26.794	1:41.642	3.495		18.546	6.335	310.3	20:19	1:19:04.618
13	2	3:41.255	34.224	1:23.764	1:43.267	3.399	3.954	18.340	6.090	315.8	20:22	1:22:45.873
14	2	3:41.261	34.163	1:23.679	1:43.419	3.551	3.907	21.327	6.179	319.5	20:26	1:26:27.134
15	2	3:35.695	34.062	1:23.501	1:38.132	3.386	3.983	17.590	6.113	316.7	20:30	1:30:02.829
16	2	3:48.770 B	34.917	1:25.382	1:48.471		3.897	18.686		313.0	20:33	1:33:51.599
17	1	5:45.971	2:39.951	1:24.950	1:41.070	3.456		18.179	5.983	314.0	20:39	1:39:37.570
18	1	3:46.329 B	34.115	1:24.027	1:48.187		3.957	17.664		315.8	20:43	1:43:23.899
19	1	5:55.454	2:42.791	1:25.700	1:46.963	3.405		20.946	6.798	304.2	20:49	1:49:19.353
20	1	3:35.535	33.955	1:23.454	1:38.126	3.388	3.945	17.216	6.008	316.7	20:52	1:52:54.888
21	1	3:45.025	34.250	1:28.549	1:42.226	3.328	3.933	18.752	6.925	300.0	20:56	1:56:39.913
22	1	3:34.892	33.774	1:23.416	1:37.702	3.466	3.902	17.385	5.821	315.8	21:00	2:00:14.805
15	Oak Racing		Oak Pescarolo-Judd									
	Tiago Monteiro		LM P1									
	Guillaume Moreau		Pierre Ragues									
1	1	4:57.553	1:40.617	1:30.545	1:46.391	3.525		20.196	6.445	236.8	19:04	4:57.553
2	1	3:43.137	34.967	1:24.957	1:43.213	3.686	3.992	19.765	6.251	315.8	19:08	8:40.690
3	1	3:43.274	35.874	1:26.073	1:41.327	3.612	4.040	18.718	6.281	316.7	19:12	12:23.964
4	1	3:48.943	34.957	1:25.412	1:48.574	3.539	4.028	22.129	6.327	317.6	19:16	16:12.907
5	1	3:41.606	34.661	1:25.622	1:41.323	3.573	3.993	19.071	6.128	314.9	19:19	19:54.513
6	1	3:44.498	38.197	1:25.553	1:40.748	3.507	3.996	18.783	6.097	300.8	19:23	23:39.011
7	1	3:48.263 B	34.726	1:24.331	1:49.206		3.977	18.687		316.7	19:27	27:27.274
8	3	9:04.050	5:58.292	1:25.350	1:40.408	3.496		18.018	6.270	317.6	19:36	36:31.324
9	3	3:39.484	34.470	1:23.909	1:41.105	3.410	4.002	18.370	6.117	322.4	19:40	40:10.808
10	3	3:41.870	34.725	1:24.631	1:42.514	3.472	3.964	18.993	6.487	318.6	19:43	43:52.678
11	3	3:38.774	34.469	1:23.630	1:40.675	3.482	3.969	18.883	6.030	318.6	19:47	47:31.452
12	3	3:51.281 B	34.520	1:26.562	1:50.199		3.986	19.601		319.5	19:51	51:22.733
13	3	10:35.562	7:22.555	1:25.743	1:47.264	3.388		19.519	6.825	315.8	20:01	1:01:58.295
14	3	3:36.912	34.044	1:23.552	1:39.316	3.371	3.941	17.809	5.958	319.5	20:05	1:05:35.207
15	3	3:37.165	34.524	1:23.573	1:39.068	3.424	3.940	17.726	6.003	316.7	20:09	1:09:12.372
16	3	3:56.128 B	36.892	1:27.833	1:51.403		3.947	18.506		312.1	20:13	1:13:08.500
17	2	9:16.828	6:04.897	1:24.533	1:47.398	3.620		19.723	8.272	316.7	20:22	1:22:25.328
18	2	3:36.986	34.321	1:23.945	1:38.720	3.454	4.018	17.781	5.976	319.5	20:26	1:26:02.314
19	2	3:53.161 B	34.571	1:24.747	1:53.843		3.975	19.478		311.2	20:29	1:29:55.475
20	2	6:55.504	3:33.746	1:28.477	1:53.281	3.414		23.974	6.204	284.2	20:36	1:36:50.979
21	2	3:34.933	33.872	1:23.103	1:37.958	3.486	3.955	17.283	6.191	318.6	20:40	1:40:25.912
22	2	3:44.562	36.972	1:24.991	1:42.599	3.398	3.967	19.091	6.987	318.6	20:44	1:44:10.474
23	2	3:47.632 B	34.224	1:23.629	1:49.779		3.946	18.701		317.6	20:47	1:47:58.106
24	2	7:11.219	4:02.322	1:25.065	1:43.832	3.390		18.504	6.538	309.5	20:55	1:55:09.325
25	2	3:39.144	33.847	1:24.470	1:40.827	3.541	3.968	18.162	6.383	314.0	20:58	1:58:48.469
26	2	3:38.971	34.063	1:24.221	1:40.687	3.445	4.019	19.154	6.076	312.1	21:02	2:02:27.440
16	Pescarolo Team		Pescarolo Judd									
	Emmanuel Collard		LM P1									
	Christophe Tinseau		Julien Jousse									



24 HEURES DU MANS 2011



24 HEURES DU MANS

ILMC Qualifying 2

Sector Analysis

■ Personal Best ■ Session Best B Crossing the finish line in pit lane

Lap	D	Time	Sector 1	Sector 2	Sector 3	T6	T7	Porsche	Ford	T. Spd	Hour	Elapsed
1	1	4:20.206	1:06.934	1:30.441	1:42.831	3.434		18.332	6.280	300.0	19:04	4:20.206
2	1	3:52.011 B	35.756	1:26.133	1:50.122		3.930	17.693		320.5	19:08	8:12.217
3	1	5:55.813	2:49.244	1:24.054	1:42.515	3.419		20.223	6.257	320.5	19:14	14:08.030
4	1	3:36.938	34.637	1:23.217	1:39.084	3.537	3.927	17.712	6.181	323.4	19:17	17:44.968
5	1	3:49.580 B	34.175	1:23.373	1:52.032		3.959	20.067		321.4	19:21	21:34.548
6	1	10:49.301	7:44.847	1:25.230	1:39.224	3.416		17.543	6.077	321.4	19:32	32:23.849
7	1	3:39.622	34.500	1:23.328	1:41.794	3.430	3.935	20.269	6.150	320.5	19:36	36:03.471
8	1	3:38.956	34.057	1:23.132	1:41.767	3.661	3.930	17.376	8.444	321.4	19:39	39:42.427
9	1	3:48.675 B	34.451	1:25.183	1:49.041		3.997	18.333		282.0	19:43	43:31.102
10	1	6:48.783	3:41.996	1:24.905	1:41.882	3.454		19.199	6.353	306.8	19:50	50:19.885
11	1	3:37.397	34.062	1:24.118	1:39.217	3.443	3.927	17.542	6.175	320.5	19:53	53:57.282
12	1	3:35.745	34.129	1:23.195	1:38.421	3.447	3.928	17.449	5.993	321.4	19:57	57:33.027
13	1	3:35.041	33.946	1:23.171	1:37.924	3.396	3.923	17.313	6.029	320.5	20:01	1:01:08.068
14	1	3:46.840 B	34.370	1:24.151	1:48.319		3.896	18.622		324.3	20:04	1:04:54.908
15	3	6:12.058	3:04.603	1:24.922	1:42.533	3.795		17.724	8.097	313.0	20:11	1:11:06.966
16	3	3:35.857	34.227	1:23.550	1:38.080	3.499	4.028	17.315	5.940	320.5	20:14	1:14:42.823
17	3	3:37.406	35.121	1:24.129	1:38.156	3.464	3.949	17.484	6.081	319.5	20:18	1:18:20.229
18	3	3:46.141 B	34.937	1:24.056	1:47.148		3.925	17.543		314.0	20:22	1:22:06.370
19	3	8:15.940	5:13.553	1:24.188	1:38.199	3.427		17.320	6.076	321.4	20:30	1:30:22.310
20	3	3:41.029	35.428	1:23.634	1:41.967	3.428	3.916	19.073	6.243	320.5	20:34	1:34:03.339
21	3	3:37.032	34.028	1:23.606	1:39.398	3.419	3.926	17.159	5.954	321.4	20:37	1:37:40.371
22	3	3:50.030 B	33.952	1:23.785	1:52.293		3.920	20.638		322.4	20:41	1:41:30.401
23	3	6:26.205	3:16.140	1:28.637	1:41.428	3.428		19.116	6.504	234.8	20:47	1:47:56.606
24	3	3:40.509	35.023	1:25.468	1:40.018	3.434	3.924	17.275	6.311	322.4	20:51	1:51:37.115
25	3	3:33.066	33.599	1:22.718	1:36.749	3.378	3.927	17.010	6.001	323.4	20:55	1:55:10.181
26	3	3:55.931 B	33.919	1:22.906	1:59.106		3.898	19.611		326.3	20:59	1:59:06.112

20

Quifel-Asm Team

Miguel Amaral
Olivier Pla

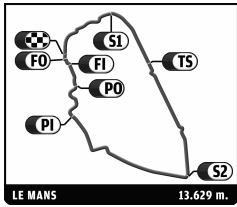
Warren Hughes

Zytek O9 SC
LM P1

1	3	4:44.806	1:23.463	1:32.392	1:48.951	3.467		22.007	6.616	280.5	19:04	4:44.806
2	3	3:43.930	34.952	1:26.639	1:42.339	3.420	3.985	18.998	6.371	310.3	19:08	8:28.736
3	3	3:43.300	36.259	1:25.592	1:41.449	3.463	3.967	18.483	6.391	305.9	19:12	12:12.036
4	3	3:48.818	34.867	1:25.253	1:48.698	3.456	3.983	19.791	8.265	305.1	19:16	16:00.854
5	3	3:41.720	34.769	1:25.583	1:41.368	3.404	3.982	18.447	6.359	306.8	19:19	19:42.574
6	3	3:40.061	34.572	1:24.904	1:40.585	3.371	3.962	18.316	6.216	311.2	19:23	23:22.635
7	3	3:56.549 B	35.866	1:26.200	1:54.483		3.944	21.811		306.8	19:27	27:19.184
8	1	7:38.270	4:26.727	1:27.314	1:44.229	3.866		19.403	6.428	305.9	19:34	34:57.454
9	1	3:46.842	36.371	1:26.835	1:43.636	3.498	4.137	19.371	6.465	305.1	19:38	38:44.296
10	1	3:47.497	35.665	1:26.613	1:45.219	3.473	4.023	19.514	6.457	308.6	19:42	42:31.793
11	1	3:45.467	35.778	1:26.415	1:43.274	3.570	4.000	19.151	6.621	304.2	19:46	46:17.260
12	1	3:44.751	35.349	1:26.557	1:42.845	3.425	4.037	18.731	6.504	307.7	19:50	50:02.011
13	1	4:41.433 B	35.697	2:10.589	1:55.147		3.976	19.719		305.9	19:54	54:43.444
14	2	7:55.930	4:45.565	1:27.504	1:42.861	3.392		19.189	6.338	305.1	20:02	1:02:39.374
15	2	3:39.029	34.237	1:24.787	1:40.005	3.348	3.980	18.087	6.035	305.9	20:06	1:06:18.403
16	2	3:42.896	34.267	1:25.748	1:42.881	3.407	3.958	19.416	6.451	306.8	20:10	1:10:01.299
17	2	3:39.577	34.180	1:24.949	1:40.448	3.413	3.965	18.249	6.276	304.2	20:13	1:13:40.876
18	2	3:42.225	34.233	1:26.653	1:41.339	3.466	3.965	18.128	7.394	309.5	20:17	1:17:23.101
19	2	3:53.869 B	34.961	1:26.231	1:52.677		3.983	19.733		306.8	20:21	1:21:16.970
20	2	11:34.200	8:26.293	1:26.551	1:41.356	3.379		18.559	6.255	300.8	20:32	1:32:51.170
21	2	3:37.984	34.495	1:24.632	1:38.857	3.321	3.965	17.763	5.949	303.4	20:36	1:36:29.154
22	2	3:41.323	34.638	1:25.603	1:41.082	3.329	3.930	18.559	6.294	304.2	20:40	1:40:10.477
23	2	3:48.625 B	33.920	1:26.252	1:48.453		3.937	18.294		304.2	20:43	1:43:59.102
24	2	5:42.781	2:23.208	1:33.331	1:46.242	3.365		18.309	6.991	285.0	20:49	1:49:41.883
25	2	3:40.005	33.948	1:26.927	1:39.130	3.332	3.966	17.536	5.910	305.1	20:53	1:53:21.888
26	2	3:40.853	34.187	1:25.086	1:41.580	3.439	3.944	17.583	7.691	303.4	20:57	1:57:02.741
27	2	3:37.393	33.902	1:24.515	1:38.976	3.293	3.989	17.677	5.989	304.2	21:00	2:00:40.134



24 HEURES DU MANS 2011



24 HEURES DU MANS

ILMC

Qualifying 2

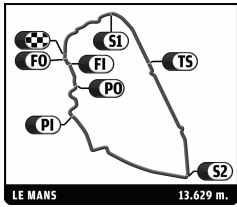
Sector Analysis

■ Personal Best ■ Session Best B Crossing the finish line in pit lane

Lap	D	Time	Sector 1	Sector 2	Sector 3	T6	T7	Porsche	Ford	T. Spd	Hour	Elapsed
22	Kronos Racing Vanina Ickx Bas Leinders Lola Aston Martin Maxime Martin LM P1											
1	2	4:33.904	1:16.601	1:30.279	1:47.024	3.525		20.837	7.098	286.5	19:04	4:33.904
2	2	3:44.451	35.663	1:25.361	1:43.427	3.430	3.967	19.299	7.081	310.3	19:08	8:18.355
3	2	3:53.356 B	36.185	1:25.961	1:51.210		3.927	19.065		308.6	19:12	12:11.711
4	2	11:06.427	8:01.825	1:24.932	1:39.670	3.387		18.206	6.177	306.8	19:23	23:18.138
5	2	3:44.294	34.548	1:25.033	1:44.713	3.372	3.904	21.082	6.321	309.5	19:27	27:02.432
6	2	3:38.177	34.076	1:23.917	1:40.184	3.316	3.904	18.419	6.320	314.9	19:30	30:40.609
7	2	3:36.551	33.918	1:24.008	1:38.625	3.377	3.881	17.875	6.005	313.0	19:34	34:17.160
8	2	3:48.294 B	35.173	1:24.364	1:48.757		3.897	18.474		310.3	19:38	38:05.454
9	3	24:09.528	...	1:27.694	1:43.835	3.357		19.995	6.379	308.6	20:02	1:02:14.982
10	3	3:42.010	35.365	1:24.662	1:41.983	3.401	3.909	19.440	6.343	313.0	20:05	1:05:56.992
11	3	3:43.105	35.254	1:24.627	1:43.224	3.521	3.917	19.967	6.616	313.0	20:09	1:09:40.097
12	3	3:55.069 B	36.818	1:25.436	1:52.815		3.937	20.566		314.9	20:13	1:13:35.166
13	3	13:24.432	...	1:25.714	1:42.848	3.359		19.621	6.416	314.0	20:26	1:26:59.598
14	3	3:41.214	35.546	1:24.598	1:41.070	3.314	3.883	19.228	6.250	314.9	20:30	1:30:40.812
15	3	3:46.614	35.434	1:25.509	1:45.671	3.407	3.874	19.559	6.669	314.0	20:34	1:34:27.426
16	3	3:54.008 B	36.351	1:25.971	1:51.686		3.894	19.138		317.6	20:38	1:38:21.434
17	1	12:46.720	9:38.839	1:26.217	1:41.664	3.408		18.574	6.813	310.3	20:51	1:51:08.154
18	1	3:38.653	34.832	1:23.942	1:39.879	3.566	3.887	18.512	6.252	314.9	20:54	1:54:46.807
19	1	3:42.333	35.425	1:24.154	1:42.754	3.438	3.925	19.909	6.739	314.9	20:58	1:58:29.140
20	1	3:47.984 B	34.686	1:24.765	1:48.533		3.897	19.191		314.0	21:02	2:02:17.124
24	Oak Racing Jacques Nicolet Jean-François Yvon Oak Pescarolo-Judd Richard Hein LM P1											
1	2	5:24.557	1:50.508	1:38.245	1:55.804	3.873		22.622	8.264	205.3	19:05	5:24.557
2	2	3:49.920	36.482	1:27.906	1:45.532	3.794	4.140	19.893	6.905	310.3	19:09	9:14.477
3	2	3:47.967	36.469	1:27.364	1:44.134	3.639	4.086	19.428	6.634	312.1	19:13	13:02.444
4	2	4:04.872 B	39.009	1:28.383	1:57.480		4.037	20.707		313.0	19:17	17:07.316
5	2	6:09.436	2:55.960	1:28.998	1:44.478	3.622		19.580	6.774	301.7	19:23	23:16.752
6	2	3:51.377	37.877	1:26.850	1:46.650	3.586	4.034	20.265	7.005	314.0	19:27	27:08.129
7	2	3:44.845	35.431	1:26.776	1:42.638	3.534	4.016	18.986	6.603	311.2	19:30	30:52.974
8	2	3:44.456	34.909	1:26.406	1:43.141	3.630	3.999	19.183	6.437	312.1	19:34	34:37.430
9	2	4:04.575 B	35.524	1:26.310	2:02.741		4.032	22.323		313.0	19:38	38:42.005
10	3	6:24.828	3:09.265	1:27.128	1:48.435	3.753		21.835	6.938	312.1	19:45	45:06.833
11	3	3:44.530	35.227	1:26.376	1:42.927	3.626	4.079	18.476	6.642	312.1	19:48	48:51.363
12	3	3:44.049	35.049	1:26.507	1:42.493	3.669	4.018	18.301	6.478	308.6	19:52	52:35.412
13	3	3:55.518 B	36.007	1:26.246	1:53.265		4.052	18.997		311.2	19:56	56:30.930
14	3	6:55.054	3:45.528	1:27.033	1:42.493	3.687		18.510	6.431	292.7	20:03	1:03:25.984
15	3	4:03.534	36.438	1:27.991	1:59.105	3.873	4.047	30.460	8.875	305.9	20:07	1:07:29.518
16	3	3:45.425	35.857	1:25.772	1:43.796	3.747	4.079	19.266	6.695	311.2	20:11	1:11:14.943
17	3	3:44.969	35.643	1:27.003	1:42.323	3.758	4.046	18.460	6.609	309.5	20:14	1:14:59.912
18	3	3:41.908	34.964	1:24.788	1:42.156	3.704	4.065	18.697	6.622	313.0	20:18	1:18:41.820
19	3	3:57.196 B	35.443	1:25.138	1:56.615		4.041	18.988		312.1	20:22	1:22:39.016
20	3	5:46.714	2:33.964	1:27.158	1:45.592	3.510		19.880	6.141	309.5	20:28	1:28:25.730
21	3	3:46.654	36.186	1:27.055	1:43.413	3.557	4.020	19.267	6.495	311.2	20:32	1:32:12.384
22	3	3:45.480	35.346	1:26.605	1:43.529	3.555	4.024	19.873	6.370	309.5	20:35	1:35:57.864
23	3	4:00.850 B	36.397	1:26.029	1:58.424		4.019	22.352		309.5	20:39	1:39:58.714
24	3	5:34.202 B	2:05.913	1:30.693	1:57.596			21.273		314.9	20:45	1:45:32.916
25	2	5:23.832	2:06.220	1:26.628	1:50.984	3.927		20.776	7.507	312.1	20:50	1:50:56.748
26	2	3:45.908	35.676	1:25.826	1:44.406	3.699	4.125	19.929	7.299	311.2	20:54	1:54:42.656
27	2	3:47.388	35.969	1:25.698	1:45.721	3.632	4.061	19.850	7.266	311.2	20:58	1:58:30.044
28	2	3:45.763	36.295	1:25.776	1:43.692	3.584	4.044	19.434	6.726	307.7	21:02	2:02:15.807
26	Signatech Nissan Franck Mailleux Soheil Ayari Oreca 03-Nissan Lucas Ordoñez LM P2											



24 HEURES DU MANS 2011



24 HEURES DU MANS

ILMC

Qualifying 2

Sector Analysis

Lap	D	Time	Sector 1	Sector 2	Sector 3	T6	T7	Porsche	Ford	T. Spd	Hour	Elapsed
1	1	4:27.749	1:10.226	1:31.167	1:46.356	3.481		19.293	6.586	291.1	19:04	4:27.749
2	1	3:50.055	35.462	1:27.602	1:46.991	3.537	4.107	20.434	7.052	295.9	19:08	8:17.804
3	1	3:55.192 B	36.378	1:28.015	1:50.799		4.128	17.813		294.3	19:12	12:12.996
4	1	5:39.451	2:26.586	1:28.174	1:44.691	3.412		19.729	6.395	293.5	19:17	17:52.447
5	1	3:42.999	34.687	1:27.242	1:41.070	3.393	4.054	17.636	6.117	296.7	19:21	21:35.446
6	1	3:44.965	34.846	1:28.862	1:41.257	3.403	4.054	17.568	6.087	293.5	19:25	25:20.411
7	1	3:56.745 B	34.674	1:27.171	1:54.900		4.064	17.921		294.3	19:29	29:17.156
8	2	6:04.425	2:51.284	1:29.295	1:43.846	3.558		18.755	6.427	292.7	19:35	35:21.581
9	2	3:48.156	37.064	1:28.298	1:42.794	3.544	4.130	18.282	6.329	295.1	19:39	39:09.737
10	2	3:47.961	36.512	1:28.649	1:42.800	3.533	4.119	18.381	6.153	292.7	19:42	42:57.698
11	2	3:48.904	34.954	1:28.374	1:45.576	3.661	4.103	18.951	7.106	295.1	19:46	46:46.602
12	2	3:47.149	35.263	1:28.575	1:43.311	3.552	4.154	18.554	6.215	296.7	19:50	50:33.751
13	2	3:46.126	35.042	1:28.087	1:42.997	3.573	4.104	18.370	6.247	294.3	19:54	54:19.877
14	2	3:45.525	35.078	1:27.919	1:42.528	3.553	4.113	18.237	6.149	292.7	19:58	58:05.402
15	2	3:45.794	35.015	1:28.171	1:42.608	3.552	4.106	18.399	6.073	294.3	20:01	1:01:51.196
16	2	3:45.742	34.983	1:27.570	1:43.189	3.575	4.101	18.478	6.188	295.1	20:05	1:05:36.938
17	2	3:46.045	35.598	1:28.524	1:41.923	3.511	4.107	17.944	6.163	292.7	20:09	1:09:22.983
18	2	4:03.692 B	34.874	1:34.971	1:53.847		4.081	19.100		295.9	20:13	1:13:26.675
19	3	8:18.695	5:05.955	1:29.710	1:43.030	3.533		17.602	6.289	292.7	20:21	1:21:45.370
20	3	3:50.473	35.522	1:28.166	1:46.785	3.618	4.119	21.027	6.573	293.5	20:25	1:25:35.843
21	3	3:44.627	35.147	1:26.933	1:42.547	3.520	4.157	18.688	6.134	294.3	20:29	1:29:20.470
22	3	3:42.082	34.846	1:26.769	1:40.467	3.444	4.116	17.009	6.091	295.9	20:33	1:33:02.552
23	3	3:59.110 B	36.402	1:30.142	1:52.566		4.078	18.757		292.7	20:37	1:37:01.662
24	3	7:11.460	3:52.023	1:30.922	1:48.515	3.552		18.081	6.193	290.3	20:44	1:44:13.122
25	3	3:45.047	34.667	1:26.718	1:43.662	3.485	4.121	17.782	6.847	291.9	20:47	1:47:58.169
26	3	4:07.748	37.011	1:39.531	1:51.206	3.485	4.087	18.286	8.262	231.3	20:52	1:52:05.917
27	3	3:41.831	34.860	1:26.626	1:40.345	3.526	4.089	17.043	5.940	294.3	20:55	1:55:47.748
28	3	3:41.648	34.903	1:26.429	1:40.316	3.551	4.102	16.805	6.161	295.9	20:59	1:59:29.396
29	3	3:41.458	34.651	1:26.577	1:40.230	3.585	4.108	16.851	6.006	293.5	21:03	2:03:10.854

Personal Best Session Best B Crossing the finish line in pit lane

33 Level 5 Motorsports

Scott Tucker Joao Barbosa

Christophe Bouchut

1	1	26:26.872 B	...	1:35.647	2:04.148			23.360		285.0	19:26	26:26.872
2	1	8:12.333	4:45.799	1:32.785	1:53.749	3.921		21.953	7.617	285.0	19:34	34:39.205
3	1	4:02.435	38.388	1:32.371	1:51.676	3.861	4.321	21.427	7.178	288.0	19:38	38:41.640
4	1	4:01.937	37.660	1:31.637	1:52.640	3.867	4.306	21.680	7.539	288.0	19:42	42:43.577
5	1	4:02.935	38.677	1:32.754	1:51.504	3.919	4.312	21.193	7.427	284.2	19:46	46:46.512
6	1	4:00.529	37.556	1:31.644	1:51.329	3.877	4.337	21.344	7.135	288.0	19:50	50:47.041
7	1	4:02.254	37.749	1:32.540	1:51.965	3.872	4.305	21.786	7.219	283.5	19:54	54:49.295
8	1	4:00.209	37.225	1:31.894	1:51.090	3.935	4.335	21.536	6.992	285.0	19:58	58:49.504
9	1	4:01.880	37.446	1:32.995	1:51.439	3.859	4.363	21.305	6.978	283.5	20:02	1:02:51.384
10	1	4:03.153	38.143	1:32.295	1:52.715	3.857	4.327	22.154	7.026	283.5	20:06	1:06:54.537
11	1	4:01.376	37.054	1:31.968	1:52.354	3.871	4.313	22.124	7.177	288.0	20:10	1:10:55.913
12	1	3:57.072	36.702	1:31.091	1:49.279	3.798	4.281	20.711	6.964	286.5	20:14	1:14:52.985

35 Oak Racing

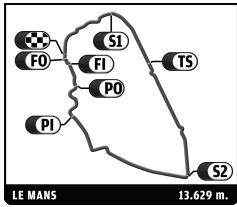
Andrea Barlesi Patrice Lafargue

Frédéric Da Rocha

1	2	5:11.401	1:36.665	1:39.367	1:55.369	3.939		22.059	7.639	257.1	19:05	5:11.401
2	2	4:02.848	38.499	1:32.706	1:51.643	4.059	4.281	21.508	7.683	294.3	19:09	9:14.249
3	2	4:02.940	38.332	1:31.473	1:53.135	3.963	4.297	22.515	7.962	294.3	19:13	13:17.189
4	2	4:01.969	38.164	1:32.423	1:51.382	3.956	4.279	21.419	7.709	294.3	19:17	17:19.158
5	2	4:14.238 B	38.520	1:34.991	2:00.727		4.264	21.307		293.5	19:21	21:33.396
6	2	8:19.008	4:54.221	1:32.818	1:51.969	3.987		21.357	7.658	289.5	19:29	29:52.404
7	2	4:01.405	38.205	1:31.444	1:51.756	4.097	4.290	21.355	7.654	291.9	19:33	33:53.809
8	2	4:01.400	38.265	1:31.816	1:51.319	3.895	4.296	21.224	7.747	292.7	19:37	37:55.209
9	2	4:17.426 B	39.949	1:33.357	2:04.120		4.248	22.440		294.3	19:42	42:12.635
10	1	8:26.110	5:03.733	1:33.392	1:48.985	3.665		20.688	6.678	291.1	19:50	50:38.745



24 HEURES DU MANS 2011



24 HEURES DU MANS

ILMC Qualifying 2

Sector Analysis

Lap	D	Time	Sector 1	Sector 2	Sector 3	T6	T7	Porsche	Ford	T. Spd	Hour	Elapsed
11	1	4:13.697 B	35.943	1:30.826	2:06.928		4.200	22.700		294.3	19:54	54:52.442
12	1	6:11.083	2:55.689	1:29.434	1:45.960	3.652		19.476	6.432	297.5	20:01	1:01:03.525
13	1	3:49.840	35.869	1:28.757	1:45.214	3.696	4.187	18.985	6.467	299.2	20:04	1:04:53.365
14	1	3:48.665	36.150	1:28.607	1:43.908	3.289	4.189	18.814	5.894	298.3	20:08	1:08:42.030
15	1	3:51.353	35.600	1:28.309	1:47.444	3.719	4.043	19.455	6.570	297.5	20:12	1:12:33.383
16	1	4:02.079 B	36.385	1:28.967	1:56.727		4.199	21.309		295.9	20:16	1:16:35.462
17	3	7:34.994	4:12.718	1:31.371	1:50.905	3.634		22.156	6.937	295.1	20:24	1:24:10.456
18	3	3:55.447	36.641	1:29.787	1:49.019	3.716	4.164	21.308	6.647	295.9	20:28	1:28:05.903
19	3	3:56.510	37.967	1:29.663	1:48.880	3.597	4.194	20.987	6.716	297.5	20:32	1:32:02.413
20	3	3:54.175	36.584	1:29.397	1:48.194	3.653	4.145	20.999	6.699	295.9	20:35	1:35:56.588
21	3	4:07.715 B	36.789	1:31.638	1:59.288		4.162	21.297		296.7	20:40	1:40:04.303
22	3	6:51.975	3:31.911	1:30.837	1:49.227	3.662		20.929	7.301	293.5	20:46	1:46:56.278
23	3	4:09.882 B	37.369	1:31.478	2:01.035		4.167	23.196		297.5	20:51	1:51:06.160
24	3	6:03.121	2:44.629	1:29.876	1:48.616	3.773		20.777	6.740	295.1	20:57	1:57:09.281
25	3	3:56.366	37.793	1:30.393	1:48.180	3.641	4.199	20.664	6.824	295.9	21:01	2:01:05.647

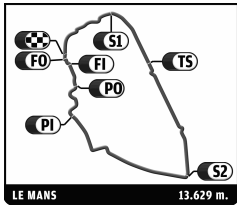
■ Personal Best ■ Session Best ■ Crossing the finish line in pit lane

Lap	D	Time	Sector 1	Sector 2	Sector 3	T6	T7	Porsche	Ford	T. Spd	Hour	Elapsed
36		RML Tommy Erdos Mike Newton		Ben Collins								LM P2
1	1	5:51.657	2:29.861	1:33.376	1:48.420	3.585		20.271	6.557	244.9	19:05	5:51.657
2	1	3:49.901	36.586	1:29.377	1:43.938	3.624	4.205	18.717	6.339	297.5	19:09	9:41.558
3	1	3:51.926	36.665	1:29.385	1:45.876	3.538	4.207	20.481	6.278	296.7	19:13	13:33.484
4	1	3:49.517	35.794	1:28.455	1:45.268	3.593	4.188	19.941	6.420	299.2	19:17	17:23.001
5	1	4:00.027 B	36.596	1:31.148	1:52.283		4.194	19.104		286.5	19:21	21:23.028
6	1	7:08.077	3:51.211	1:31.720	1:45.146	3.577		19.069	6.350	289.5	19:28	28:31.105
7	1	3:51.346	37.166	1:30.092	1:44.088	3.515	4.246	18.414	6.280	288.8	19:32	32:22.451
8	1	3:49.163	35.606	1:28.635	1:44.922	3.676	4.221	18.582	6.955	293.5	19:36	36:11.614
9	1	3:49.297	35.642	1:28.714	1:44.941	3.614	4.248	18.463	6.519	295.9	19:40	40:00.911
10	1	3:57.146 B	35.674	1:29.608	1:51.864		4.222	18.734		291.1	19:43	43:58.057
11	2	19:10.575	...	1:34.741	1:50.431	3.706		21.159	7.365	257.1	20:03	1:03:08.632
12	2	4:02.897	37.634	1:32.120	1:53.143	3.855	4.286	23.309	7.230	288.8	20:07	1:07:11.529
13	2	3:59.439	37.581	1:31.946	1:49.912	3.716	4.327	20.716	7.125	290.3	20:11	1:11:10.968
14	2	4:20.438 B	39.386	1:34.424	2:06.628		4.278	24.466		288.0	20:15	1:15:31.406
15	2	10:04.276	6:38.455	1:33.506	1:52.315	3.832		21.950	7.035	279.8	20:25	1:25:35.682
16	2	4:00.787	37.581	1:31.091	1:52.115	3.786	4.298	21.693	7.401	294.3	20:29	1:29:36.469
17	2	3:55.368	36.774	1:30.854	1:47.740	3.700	4.274	20.141	7.025	293.5	20:33	1:33:31.837
18	2	4:19.206 B	39.279	1:32.789	2:07.138		4.257	24.148		292.7	20:37	1:37:51.043
19	3	6:52.109	3:32.674	1:32.072	1:47.363	3.500		19.811	6.491	285.7	20:44	1:44:43.152
20	3	3:54.843	36.089	1:30.637	1:48.117	3.470	4.207	20.178	7.041	292.7	20:48	1:48:37.995
21	3	3:55.390	36.415	1:30.621	1:48.354	3.723	4.182	19.102	8.350	295.9	20:52	1:52:33.385
22	3	3:51.639	35.788	1:29.542	1:46.309	3.537	4.273	19.010	6.937	292.7	20:56	1:56:25.024
23	3	3:48.765	35.543	1:28.617	1:44.605	3.613	4.191	18.768	6.205	292.7	21:00	2:00:13.789

Lap	D	Time	Sector 1	Sector 2	Sector 3	T6	T7	Porsche	Ford	T. Spd	Hour	Elapsed
39		Pecom Racing Luis Perez-Companc Matias Russo		Pierre Kaffer								Lola B11/40-Judd Bmw LM P2
1	3	4:26.642	59.909	1:37.067	1:49.666	3.614		21.623	6.472	235.3	19:04	4:26.642
2	3	3:45.841	35.307	1:27.781	1:42.753	3.460	4.175	18.773	6.034	297.5	19:08	8:12.483
3	3	3:45.952	35.211	1:27.664	1:43.077	3.533	4.130	19.150	6.152	293.5	19:11	11:58.435
4	3	4:06.065 B	35.849	1:27.920	2:02.296		4.138	21.903		295.1	19:16	16:04.500
5	3	11:09.759 B	6:03.811	2:27.001	2:38.947			24.800		153.6	19:27	27:14.259
6	3	10:07.148	6:50.423	1:30.237	1:46.488	3.477		19.365	6.174	291.1	19:37	37:21.407
7	3	3:45.538	35.447	1:26.837	1:43.254	3.460	4.139	19.210	6.123	296.7	19:41	41:06.945
8	3	3:47.497	34.902	1:27.011	1:45.584	3.495	4.102	20.292	6.278	297.5	19:44	44:54.442
9	3	3:45.665	35.281	1:27.360	1:43.024	3.474	4.095	19.033	6.101	296.7	19:48	48:40.107
10	3	3:56.088 B	37.379	1:28.360	1:50.349		4.097	18.176		291.9	19:52	52:36.195
11	1	5:53.073	2:35.618	1:30.182	1:47.273	3.781		19.972	6.955	291.9	19:58	58:29.268
12	1	3:53.276	36.652	1:30.081	1:46.543	3.575	4.252	19.712	6.783	288.8	20:02	1:02:22.544
13	1	3:52.800	36.673	1:29.651	1:46.476	3.594	4.168	19.715	6.838	291.9	20:06	1:06:15.344



24 HEURES DU MANS 2011



24 HEURES DU MANS

ILMC

Qualifying 2

Sector Analysis

■ Personal Best ■ Session Best B Crossing the finish line in pit lane

Lap	D	Time	Sector 1	Sector 2	Sector 3	T6	T7	Porsche	Ford	T. Spd	Hour	Elapsed
14	1	3:53.279	36.602	1:30.052	1:46.625	3.579	4.166	19.552	6.768	294.3	20:10	1:10:08.623
15	1	3:53.637	36.448	1:30.209	1:46.980	3.702	4.177	19.837	6.846	295.1	20:14	1:14:02.260
16	1	3:52.349	36.513	1:29.523	1:46.313	3.655	4.221	19.361	6.809	293.5	20:17	1:17:54.609
17	1	3:53.975	38.790	1:29.854	1:45.331	3.525	4.176	19.109	6.789	291.9	20:21	1:21:48.584
18	1	3:51.304	36.866	1:28.854	1:45.584	3.566	4.123	19.223	6.649	295.1	20:25	1:25:39.888
19	1	3:54.636	37.120	1:28.997	1:48.519	3.553	4.137	20.447	6.780	294.3	20:29	1:29:34.524
20	1	3:50.070	36.355	1:28.841	1:44.874	3.512	4.137	19.204	6.667	294.3	20:33	1:33:24.594
21	1	4:53.650B	36.951	2:14.897	2:01.802		4.120	21.324		295.1	20:38	1:38:18.244
22	3	8:11.505	4:54.429	1:29.087	1:47.989	3.612		18.951	9.719	289.5	20:46	1:46:29.749
23	3	3:45.700	35.323	1:27.843	1:42.534	3.489	4.150	17.812	6.627	295.9	20:50	1:50:15.449
24	3	3:43.521	34.941	1:27.576	1:41.004	3.450	4.125	17.741	6.099	292.7	20:53	1:53:58.970
25	3	3:43.223	34.845	1:27.165	1:41.213	3.437	4.110	17.686	5.973	292.7	20:57	1:57:42.193
26	3	3:44.571	35.163	1:26.833	1:42.575	3.463	4.098	18.446	6.187	296.7	21:01	2:01:26.764

40		Race Performance										Oreca 03-Judd BMW	
		Michel Frey Ralph Meichtry										LM P2	
		Marc Rostan											
1	1	37:26.279B	...	1:35.711	2:02.952			21.351		262.1	19:37	37:26.279	
2	1	10:31.039	7:13.905	1:30.361	1:46.773	3.538		19.230	6.707	289.5	19:47	47:57.318	
3	1	3:48.603	35.524	1:29.117	1:43.962	3.606	4.148	18.827	6.488	290.3	19:51	51:45.921	
4	1	4:03.358B	39.279	1:30.063	1:54.016		4.158	19.586		293.5	19:55	55:49.279	

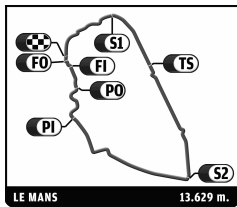
41		Greaves Motorsport										Zytek Nissan	
		Karim Ojeh Olivier Lombard										LM P2	
		Tom Kimber-Smith											
1	3	16:44.634B	...	1:29.797	2:10.591			24.716		289.5	19:16	16:44.634	
2	3	27:34.699B	...	1:36.666	1:56.352			19.681		239.5	19:44	44:19.333	
3	3	7:48.390	4:34.477	1:29.350	1:44.563	3.560		20.288	6.170	289.5	19:52	52:07.723	
4	3	3:57.717	41.262	1:31.442	1:45.013	3.552	4.124	20.852	6.118	291.1	19:56	56:05.440	
5	3	3:45.982	34.994	1:27.267	1:43.721	3.590	4.129	20.084	6.065	294.3	19:59	59:51.422	
6	3	3:48.054	35.082	1:27.761	1:45.211	3.561	4.177	20.928	6.325	295.9	20:03	1:03:39.476	
7	3	3:57.595B	35.493	1:27.201	1:54.901		4.108	22.891		294.3	20:07	1:07:37.071	
8	1	10:42.943	7:25.871	1:31.295	1:45.777	3.754		19.048	6.608	289.5	20:18	1:18:20.014	
9	1	3:50.972	36.012	1:29.453	1:45.507	3.651	4.205	18.660	6.575	292.7	20:22	1:22:10.986	
10	1	3:58.485B	35.681	1:28.666	1:54.138		4.176	19.240		293.5	20:26	1:26:09.471	
11	2	11:34.995	8:17.530	1:31.731	1:45.734	3.481		18.925	6.709	289.5	20:37	1:37:44.466	
12	2	3:48.328	35.325	1:29.198	1:43.805	3.481	4.106	18.561	6.415	291.9	20:41	1:41:32.794	
13	2	4:37.561	38.356	1:44.905	2:14.300	4.223	4.108	24.496	7.285	242.7	20:46	1:46:10.355	
14	2	5:11.500B	42.034	2:00.797	2:28.669		4.928	24.563		197.4	20:51	1:51:21.855	

42		Strakka Racing										Honda Performance Development As 01 D	
		Nick Leventis Danny Watts										LM P2	
		Jonny Kane											
1	2	4:54.822B	1:21.971	1:34.402	1:58.449			21.279		259.0	19:04	4:54.822	
2	2	11:14.792	7:55.059	1:30.038	1:49.695	3.422		21.993	6.544	284.2	19:16	16:09.614	
3	2	3:45.041	34.919	1:28.000	1:42.122	3.530	4.147	17.624	5.994	291.1	19:19	19:54.655	
4	2	3:57.497B	37.602	1:28.328	1:51.567		4.155	18.321		294.3	19:23	23:52.152	
5	3	8:07.057	4:52.957	1:29.510	1:44.590	3.392		18.720	5.946	288.0	19:31	31:59.209	
6	3	3:46.245	35.231	1:28.220	1:42.794	3.414	4.144	18.072	5.903	291.9	19:35	35:45.454	
7	3	3:58.753B	36.175	1:28.968	1:53.610		4.142	19.922		291.1	19:39	39:44.207	
8	1	8:18.235	4:49.050	1:35.606	1:53.579	3.639		21.899	7.025	289.5	19:48	48:02.442	
9	1	4:02.167	38.545	1:31.600	1:52.022	3.767	4.215	21.463	7.006	289.5	19:52	52:04.609	
10	1	4:12.940	44.068	1:35.738	1:53.134	3.775	4.264	21.965	7.054	289.5	19:56	56:17.549	
11	1	4:03.598	38.655	1:32.172	1:52.771	3.754	4.253	21.771	6.986	290.3	20:00	1:00:21.147	
12	1	4:19.715B	40.046	1:32.638	2:07.031		4.227	21.980		288.8	20:04	1:04:40.862	
13	3	10:53.120B	7:26.792	1:30.017	1:56.311			21.666		293.5	20:15	1:15:33.982	

44		Extreme Limite AM Paris										Norma M200P-Judd BMW	
		Fabien Rosier Philippe Haezebrouck										LM P2	
		Jean-René De Fournoux											



24 HEURES DU MANS 2011



24 HEURES DU MANS

ILMC
Qualifying 2

Sector Analysis

■ Personal Best ■ Session Best B Crossing the finish line in pit lane

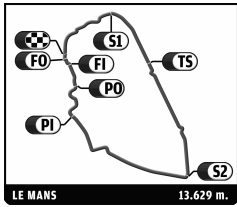
Lap	D	Time	Sector 1	Sector 2	Sector 3	T6	T7	Porsche	Ford	T. Spd	Hour	Elapsed
1	1	4:35.349	1:06.698	1:35.410	1:53.241	3.654		21.507	6.825	216.0	19:04	4:35.349
2	1	4:08.256 B	37.219	1:31.047	1:59.990		4.225	20.249		288.8	19:08	8:43.605
3	1	11:19.792 B	7:31.702	1:33.236	2:14.854			19.730		281.2	19:20	20:03.397
4	1	9:10.734 B	5:31.242	1:36.055	2:03.437			19.731		274.1	19:29	29:14.131
5	1	8:47.011	5:30.774	1:31.082	1:45.155	3.567		18.573	6.254	283.5	19:38	38:01.142
6	1	3:55.863	35.969	1:30.761	1:49.133	3.534	4.197	21.029	6.838	286.5	19:41	41:57.005
7	1	3:48.420	35.547	1:28.952	1:43.921	3.537	4.165	18.424	6.165	283.5	19:45	45:45.425
8	1	4:57.548 B	36.029	1:46.147	2:35.372		4.169	28.852		203.4	19:50	50:42.973
9	2	12:41.231	9:16.826	1:33.413	1:50.992	3.760		21.336	6.710	282.0	20:03	1:03:24.204
10	2	4:04.350	38.021	1:32.862	1:53.467	3.846	4.285	22.910	7.676	283.5	20:07	1:07:28.554
11	2	4:00.437	38.423	1:32.175	1:49.839	3.752	4.301	20.785	6.680	283.5	20:11	1:11:28.991
12	2	4:03.309	37.551	1:32.141	1:53.617	3.651	4.267	21.542	6.642	284.2	20:15	1:15:32.300
13	2	4:14.102 B	37.094	1:33.130	2:03.878		4.246	22.037		282.0	20:19	1:19:46.402
14	3	10:16.424	6:50.944	1:33.892	1:51.588	3.679		22.198	6.690	284.2	20:30	1:30:02.826
15	3	4:01.376	37.915	1:32.285	1:51.176	3.640	4.260	22.019	6.584	282.7	20:34	1:34:04.202
16	3	4:01.976	37.880	1:33.275	1:50.821	3.692	4.231	21.470	6.361	282.7	20:38	1:38:06.178
17	3	3:59.095	37.261	1:32.031	1:49.803	3.651	4.258	21.023	6.498	280.5	20:42	1:42:05.273
18	3	4:13.571 B	37.205	1:34.006	2:02.360		4.233	21.998		282.0	20:46	1:46:18.844

48	Team Oreca Matmut	Dominick Kraihamer	Oreca 03-Nissan	LM P2								
Alexandre Premat												
David Hallyday												
1	3	4:27.189	1:06.341	1:33.789	1:47.059	3.556		19.799	6.640	206.9	19:04	4:27.189
2	3	3:49.907	35.596	1:27.271	1:47.040	3.572	4.105	20.881	6.816	300.0	19:08	8:17.096
3	3	3:46.789	35.626	1:28.168	1:42.995	3.583	4.115	18.319	6.299	295.1	19:12	12:03.885
4	3	4:03.585 B	36.100	1:28.385	1:59.100		4.118	21.353		295.1	19:16	16:07.470
5	3	9:16.567 B	5:44.828	1:28.878	2:02.861			21.417		292.7	19:25	25:24.037
6	3	30:47.695	...	1:32.411	1:50.044	3.506		22.332	6.632	267.3	19:56	56:11.732
7	3	3:55.164	35.740	1:27.543	1:51.881	3.640	4.086	23.672	7.504	295.1	20:00	1:00:06.896
8	3	3:56.251 B	35.352	1:27.501	1:53.398		4.121	19.148		294.3	20:04	1:04:03.147
9	3	5:22.251	2:11.845	1:27.840	1:42.566	3.482		18.306	6.271	293.5	20:09	1:09:25.398
10	3	3:43.565	34.857	1:26.877	1:41.831	3.433	4.083	18.125	6.143	296.7	20:13	1:13:08.963
11	3	3:43.098	34.613	1:26.674	1:41.811	3.675	4.060	17.656	6.219	295.9	20:16	1:16:52.061
12	3	4:05.957 B	37.964	1:29.433	1:58.560		4.133	18.677		246.0	20:20	1:20:58.018
13	2	5:41.661	2:19.215	1:32.860	1:49.586	3.689		21.310	7.256	247.7	20:26	1:26:39.679
14	2	3:57.434	38.467	1:30.051	1:48.916	3.622	4.155	20.861	6.943	293.5	20:30	1:30:37.113
15	2	3:53.563	36.333	1:28.794	1:48.436	3.612	4.139	20.866	6.750	295.1	20:34	1:34:30.676
16	2	3:51.710	36.252	1:29.001	1:46.457	3.658	4.131	20.084	6.742	296.7	20:38	1:38:22.386
17	2	3:50.227	36.077	1:28.716	1:45.434	3.574	4.144	19.836	6.540	294.3	20:42	1:42:12.613
18	2	3:51.334	35.841	1:28.498	1:46.995	3.536	4.117	20.793	6.722	295.1	20:46	1:46:03.947
19	2	3:51.195	35.866	1:28.440	1:46.889	3.656	4.099	20.272	6.804	293.5	20:49	1:49:55.142
20	2	4:01.663 B	36.018	1:28.191	1:57.454		4.137	20.312		293.5	20:53	1:53:56.805
21	1	5:05.979	1:54.605	1:28.234	1:43.140	3.466		18.546	6.462	295.1	20:59	1:59:02.784
22	1	3:45.091	34.794	1:26.871	1:43.426	3.331	4.064	20.283	5.796	298.3	21:02	2:02:47.875

49	Oak Racing	Jan Charouz	Oak Pescarolo-BMW	LM P2								
Shinji Nakano												
Nicolas De Crem												
1	2	7:27.535 B	4:01.274	1:29.633	1:56.628			19.015		291.9	19:07	7:27.535
2	2	8:23.969	5:04.795	1:28.239	1:50.935	3.607		19.962	6.184	295.9	19:15	15:51.504
3	2	3:48.716	36.649	1:28.070	1:43.997	3.766	4.162	18.883	6.362	295.9	19:19	19:40.220
4	2	3:47.486	35.706	1:27.588	1:44.192	3.859	4.218	18.415	6.372	298.3	19:23	23:27.706
5	3	18:22.418	37.215	1:29.960	...	3.545	4.247	19.945	6.448	295.9	19:41	41:50.124
6	3	3:47.613	35.337	1:28.203	1:44.073	3.550	4.134	19.150	6.239	295.1	19:45	45:37.737
7	3	3:53.538 B	35.756	1:27.900	1:49.882		4.138	18.100		298.3	19:49	49:31.275
8	3	9:23.560	6:11.580	1:29.005	1:42.975	3.563		18.016	6.255	298.3	19:58	58:54.835
9	3	3:46.740	35.197	1:27.812	1:43.731	3.568	4.141	18.027	7.264	301.7	20:02	1:02:41.575
10	3	3:46.827	35.203	1:27.449	1:44.175	3.616	4.138	19.141	7.137	299.2	20:06	1:06:28.402
11	3	3:46.523	35.536	1:28.081	1:42.906	3.659	4.151	17.911	6.397	301.7	20:10	1:10:14.925



24 HEURES DU MANS 2011



24 HEURES DU MANS

ILMC

Qualifying 2

Sector Analysis

■ Personal Best ■ Session Best B Crossing the finish line in pit lane

Lap	D	Time	Sector 1	Sector 2	Sector 3	T6	T7	Porsche	Ford	T. Spd	Hour	Elapsed
12	3	3:56.031 B	36.152	1:27.286	1:52.593		4.157	19.154		301.7	20:14	1:14:10.956
13	1	10:19.108	7:04.809	1:29.329	1:44.970	3.473		18.909	6.177	292.7	20:24	1:24:30.064
14	1	3:56.002 B	35.817	1:27.883	1:52.302		4.104	18.467		295.1	20:28	1:28:26.066
15	1	9:08.839	5:48.987	1:36.018	1:43.834	3.451		19.538	6.212	177.9	20:37	1:37:34.905
16	1	3:47.179	35.050	1:28.536	1:43.593	3.453	4.087	19.037	6.351	300.0	20:41	1:41:22.084
17	1	3:45.297	35.584	1:26.994	1:42.719	3.458	4.075	18.372	6.071	298.3	20:45	1:45:07.381
18	1	4:04.882 B	37.990	1:30.851	1:56.041		4.077	20.466		296.7	20:49	1:49:12.263

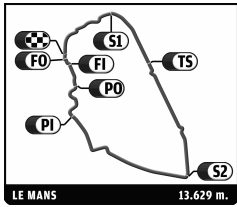
50 Larbre Competition		Chevrolet Corvette C6 ZR1 LM GTE Am										
Patrick Borhanuser		Gabriele Gardel										
Julien Canal												
1	3	1:39:05.222 B	...	2:17.705	2:45.436			29.054		158.1	20:39	1:39:05.222
2	3	8:30.780	4:32.145	1:49.351	2:09.284	4.361		26.321	10.302	197.4	20:47	1:47:36.002
3	3	4:26.036	44.070	1:40.623	2:01.343	3.966	4.601	24.766	7.985	238.9	20:52	1:52:02.038
4	3	4:35.950 B	41.506	1:38.712	2:15.732		4.490	26.949		275.5	20:56	1:56:37.988

51 AF Corse Srl		Ferrari 458 Italia LM GTE Pro										
Giancarlo Fischella		Toni Vilander										
Gianmaria Bruni												
1	3	5:35.635 B	1:55.781	1:36.690	2:03.164			21.546		276.2	19:05	5:35.635
2	3	41:29.466	...	1:36.124	1:51.376	3.633		20.893	6.314	275.5	19:47	47:05.101
3	3	4:03.418	37.958	1:33.740	1:51.720	3.694	4.399	21.621	6.803	281.2	19:51	51:08.519
4	3	4:01.717	37.904	1:34.037	1:49.776	3.608	4.426	20.491	6.391	279.8	19:55	55:10.236
5	3	4:10.780 B	38.415	1:34.569	1:57.796		4.390	20.947		279.1	19:59	59:21.016
6	2	22:09.020	...	1:35.500	1:53.623	3.567		21.295	6.295	276.9	20:21	1:21:30.036
7	2	4:00.949	38.203	1:33.425	1:49.321	3.584	4.360	20.541	6.021	282.0	20:25	1:25:30.985
8	2	4:22.449 B	39.178	1:33.718	2:09.553		4.372	22.374		283.5	20:29	1:29:53.434
9	2	8:39.411	5:14.104	1:35.942	1:49.365	3.584		20.620	5.967	268.7	20:38	1:38:32.845
10	2	3:58.040	37.045	1:32.599	1:48.396	3.568	4.360	20.819	6.026	283.5	20:42	1:42:30.885
11	2	4:03.598	37.094	1:33.030	1:53.474	3.784	4.349	20.248	9.583	283.5	20:46	1:46:34.483
12	2	4:22.292 B	41.527	1:34.487	2:06.278		4.432	20.964		284.2	20:50	1:50:56.775

55 BMW Motorsport		BMW M3 GT LM GTE Pro										
Augusto Farfus		Dirk Werner										
Jörg Müller												
1	3	4:36.207	58.163	1:40.349	1:57.695	3.758		22.307	6.856	216.0	19:04	4:36.207
2	3	4:02.657	38.231	1:34.249	1:50.177	3.697	4.404	21.017	6.246	288.0	19:08	8:38.864
3	3	4:00.938	38.009	1:33.158	1:49.771	3.678	4.374	20.919	6.217	287.2	19:12	12:39.802
4	3	3:59.537	37.385	1:32.686	1:49.466	3.705	4.370	20.658	6.234	288.8	19:16	16:39.339
5	3	4:00.790	37.340	1:33.854	1:49.596	3.775	4.403	20.676	6.228	287.2	19:20	20:40.129
6	3	4:01.217	37.488	1:32.192	1:51.537	3.701	4.401	21.700	6.480	288.0	19:24	24:41.346
7	3	3:59.426	37.608	1:32.624	1:49.194	3.665	4.385	20.606	6.183	285.7	19:28	28:40.772
8	3	4:10.639 B	38.099	1:32.690	1:59.850		4.362	22.267		288.8	19:32	32:51.411
9	3	7:44.756	4:19.984	1:33.971	1:50.801	3.718		21.074	6.440	282.0	19:40	40:36.167
10	3	4:01.408	37.587	1:32.746	1:51.075	3.708	4.384	21.439	6.272	285.7	19:44	44:37.575
11	3	4:01.414	37.511	1:32.331	1:51.572	3.773	4.370	22.165	6.707	287.2	19:48	48:38.989
12	3	4:15.195 B	40.596	1:34.166	2:00.433		4.385	21.767		285.0	19:52	52:54.184
13	2	5:47.732	2:22.038	1:34.147	1:51.547	3.687		21.176	6.525	285.0	19:58	58:41.916
14	2	4:07.207	37.901	1:36.263	1:53.043	3.703	4.387	21.421	6.506	285.7	20:02	1:02:49.123
15	2	4:04.021	38.218	1:33.676	1:52.127	3.681	4.383	21.893	6.536	286.5	20:06	1:06:53.144
16	2	4:15.009 B	37.839	1:33.934	2:03.236		4.374	22.877		287.2	20:11	1:11:08.153
17	2	9:41.702	6:14.909	1:34.544	1:52.249	3.626		21.194	6.439	281.2	20:20	1:20:49.855
18	2	4:01.651	38.143	1:33.290	1:50.218	3.627	4.351	20.705	6.319	287.2	20:24	1:24:51.506
19	2	4:00.943	37.703	1:33.133	1:50.107	3.637	4.359	20.693	6.250	284.2	20:28	1:28:52.449
20	2	4:11.784 B	38.294	1:34.763	1:58.727		4.365	21.537		283.5	20:33	1:33:04.233
21	2	10:27.706	7:01.113	1:34.768	1:51.825	3.768		21.074	7.006	283.5	20:43	1:43:31.939
22	2	4:06.182	38.528	1:33.160	1:54.494	3.801	4.411	21.667	8.370	287.2	20:47	1:47:38.121
23	2	4:17.603 B	41.605	1:34.900	2:01.098		4.406	21.682		279.8	20:51	1:51:55.724
24	2	6:53.597	3:28.808	1:33.521	1:51.268	3.619		21.046	6.540	286.5	20:58	1:58:49.321



24 HEURES DU MANS 2011



24 HEURES DU MANS

ILMC Qualifying 2

Sector Analysis

■ Personal Best ■ Session Best B Crossing the finish line in pit lane

Lap	D	Time	Sector 1	Sector 2	Sector 3	T6	T7	Porsche	Ford	T. Spd	Hour	Elapsed
25	2	4:01.838	37.584	1:32.934	1:51.320	4.418	4.335	21.406	6.632	288.0	21:02	2:02:51.159

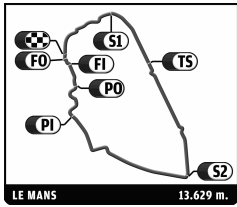
56		BMW Motorsport											BMW M3 GT
		Andy Priaulx	Joey Hand										LM GTE Pro
		Dirk Muller											
1	1	4:14.062	43.796	1:38.485	1:51.781	3.743		21.145	6.410	218.6	19:04	4:14.062	
2	1	4:03.499	38.806	1:33.724	1:50.969	3.758	4.401	21.006	7.038	285.7	19:08	8:17.561	
3	1	4:01.215	38.481	1:32.861	1:49.873	3.757	4.392	20.732	6.322	288.8	19:12	12:18.776	
4	1	4:08.415	38.058	1:33.024	1:57.333	3.752	4.397	26.244	6.579	286.5	19:16	16:27.191	
5	1	4:01.190	38.249	1:33.023	1:49.918	3.686	4.397	20.898	6.367	285.0	19:20	20:28.381	
6	1	4:12.501 B	37.879	1:34.851	1:59.771		4.366	21.886		288.8	19:24	24:40.882	
7	2	7:22.792	3:58.125	1:33.832	1:50.835	3.722		21.129	6.510	285.0	19:32	32:03.674	
8	2	4:01.387	37.755	1:33.280	1:50.352	3.771	4.393	21.008	6.659	285.7	19:36	36:05.061	
9	2	4:13.662 B	38.939	1:34.960	1:59.763		4.405	21.646		266.7	19:40	40:18.723	
10	3	11:12.962	7:46.455	1:34.659	1:51.848	3.776		21.554	6.772	285.7	19:51	51:31.685	
11	3	4:02.485	38.170	1:33.499	1:50.816	3.701	4.417	21.050	6.549	286.5	19:55	55:34.170	
12	3	4:02.745	37.921	1:34.233	1:50.591	3.796	4.378	21.137	6.548	281.2	19:59	59:36.915	
13	3	4:01.758	37.924	1:33.320	1:50.514	3.724	4.406	20.845	6.557	286.5	20:03	1:03:38.673	
14	3	4:14.234 B	38.079	1:33.998	2:02.157		4.389	24.290		285.7	20:07	1:07:52.907	
15	3	9:08.160	5:42.465	1:34.335	1:51.360	3.775		21.296	6.468	282.0	20:17	1:17:01.067	
16	3	4:13.183 B	38.233	1:34.820	2:00.130		4.418	21.890		288.0	20:21	1:21:14.250	
17	3	11:03.225	7:36.708	1:34.561	1:51.956	3.773		21.289	6.618	282.7	20:32	1:32:17.475	
18	3	4:13.218 B	38.521	1:34.576	2:00.121		4.415	21.808		283.5	20:36	1:36:30.693	

57		Krohn Racing											Ferrari F430
		Tracy Krohn	Michele Rugolo										LM GTE Am
		Niclas Jonsson											
1	3	1:40:02.369 B	...	1:45.428	2:15.979			26.122		265.4	20:40	1:40:02.369	
2	3	7:36.589	4:01.550	1:36.437	1:58.602	3.834		23.904	8.379	282.0	20:47	1:47:38.958	
3	3	4:14.768	41.612	1:35.616	1:57.540	3.873	4.449	22.869	7.226	283.5	20:51	1:51:53.726	
4	3	4:09.719	39.326	1:35.836	1:54.557	3.835	4.469	22.443	7.133	281.2	20:56	1:56:03.445	
5	3	4:08.388	39.331	1:35.263	1:53.794	3.814	4.461	22.217	6.940	281.2	21:00	2:00:11.833	

58		Luxury Racing											Ferrari 458 Italia
		Anthony Beltoise	Pierre Thiriet										LM GTE Pro
		François Jakubowski											
1	3	13:17.698	9:42.813	1:37.452	1:57.433	4.004		22.653	8.327	273.4	19:13	13:17.698	
2	3	4:09.420	39.373	1:36.032	1:54.015	3.819	4.514	22.066	7.013	282.0	19:17	17:27.118	
3	3	4:19.304 B	39.309	1:35.750	2:04.245		4.458	22.942		281.2	19:21	21:46.422	
4	3	14:25.049	...	1:36.433	1:54.478	3.820		22.254	7.079	268.0	19:36	36:11.471	
5	3	4:07.704	39.236	1:35.043	1:53.425	3.749	4.464	21.727	6.802	282.0	19:40	40:19.175	
6	3	4:07.644	38.672	1:34.846	1:54.126	3.765	4.429	21.720	6.851	280.5	19:44	44:26.819	
7	3	4:11.321	40.216	1:35.495	1:55.610	3.801	4.430	22.775	7.290	280.5	19:48	48:38.140	
8	3	4:15.637 B	38.887	1:35.025	2:01.725		4.444	21.880		282.7	19:52	52:53.777	
9	2	7:13.380	3:37.227	1:37.556	1:58.597	4.164		24.068	7.768	269.3	20:00	1:00:07.157	
10	2	4:10.392	39.742	1:36.325	1:54.325	3.850	4.574	21.962	6.889	277.6	20:04	1:04:17.549	
11	2	4:10.763	39.833	1:36.137	1:54.793	3.891	4.482	22.074	6.929	282.0	20:08	1:08:28.312	
12	2	4:11.166	39.342	1:35.534	1:56.290	3.848	4.490	21.909	6.877	281.2	20:12	1:12:39.478	
13	2	4:11.653	39.199	1:35.208	1:57.246	4.001	4.465	23.128	8.604	282.0	20:16	1:16:51.131	
14	2	4:21.843 B	40.961	1:35.349	2:05.533		4.504	22.819		282.7	20:21	1:21:12.974	
15	1	6:19.766	2:49.724	1:35.642	1:54.400	3.784		22.248	6.566	279.1	20:27	1:27:32.740	
16	1	4:13.177 B	38.992	1:34.930	1:59.255		4.437	21.610		281.2	20:31	1:31:45.917	
17	1	8:38.714	5:11.434	1:36.313	1:50.967	3.678		21.101	6.329	279.1	20:40	1:40:24.631	
18	1	4:01.176	37.827	1:33.949	1:49.400	3.654	4.404	20.586	6.225	281.2	20:44	1:44:25.807	
19	1	4:02.497	37.572	1:34.366	1:50.559	3.631	4.384	20.702	6.962	283.5	20:48	1:48:28.304	
20	1	4:08.097	42.665	1:34.584	1:50.848	3.603	4.373	20.796	6.916	278.4	20:52	1:52:36.401	
21	1	4:10.248 B	37.849	1:34.500	1:57.899		4.352	20.899		281.2	20:56	1:56:46.649	



24 HEURES DU MANS 2011



24 HEURES DU MANS

ILMC

Qualifying 2

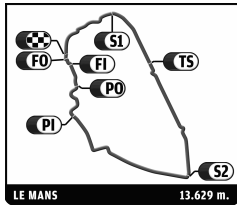
Sector Analysis

■ Personal Best ■ Session Best B Crossing the finish line in pit lane

Lap	D	Time	Sector 1	Sector 2	Sector 3	T6	T7	Porsche	Ford	T. Spd	Hour	Elapsed
59		Luxury Racing Stéphane Ortelli Frédéric Makowiecki	Jaime Melo		Ferrari 458 Italia LM GTE Pro							
1	1	4:56.709 B	1:14.624	1:39.923	2:02.162			21.450		214.7	19:04	4:56.709
2	1	6:45.012	3:17.679	1:35.508	1:51.825	3.670		21.705	6.456	279.1	19:11	11:41.721
3	1	4:08.543	38.283	1:36.531	1:53.729	3.731	4.395	20.623	6.435	281.2	19:15	15:50.264
4	1	4:03.441	39.501	1:34.475	1:49.465	3.779	4.426	20.226	6.299	280.5	19:19	19:53.705
5	1	4:01.292	38.230	1:33.443	1:49.619	3.699	4.440	20.598	6.299	285.7	19:23	23:54.997
6	1	4:01.342	37.813	1:33.875	1:49.654	3.860	4.405	20.300	6.296	279.8	19:27	27:56.339
7	1	4:30.239 B	38.205	1:40.026	2:12.008			4.466	24.558	279.8	19:32	32:26.578
8	2	8:25.325	4:56.418	1:35.611	1:53.296	3.686		22.245	6.714	280.5	19:40	40:51.903
9	2	4:04.273	37.900	1:34.299	1:52.074	3.676	4.430	21.552	6.264	281.2	19:44	44:56.176
10	2	4:01.279	37.716	1:33.563	1:50.000	3.785	4.409	20.239	6.176	282.0	19:48	48:57.455
11	2	4:02.062	38.036	1:34.067	1:49.959	3.671	4.461	20.448	6.153	279.8	19:52	52:59.517
12	2	4:09.703 B	37.517	1:34.349	1:57.837		4.411	20.270		279.1	19:57	57:09.220
13	2	9:00.293	5:35.799	1:34.605	1:49.889	3.658		20.168	6.308	277.6	20:06	1:06:09.513
14	2	4:01.941	37.764	1:34.308	1:49.869	3.647	4.420	20.261	6.178	277.6	20:10	1:10:11.454
15	2	4:10.100 B	37.549	1:34.308	1:58.243		4.401	20.822		281.2	20:14	1:14:21.554
16	3	13:17.208	9:49.366	1:36.551	1:51.291	3.630		21.140	6.370	270.7	20:27	1:27:38.762
17	3	4:01.686	38.030	1:34.107	1:49.549	3.603	4.410	20.489	6.196	279.8	20:31	1:31:40.448
18	3	4:12.924 B	38.440	1:35.565	1:58.919		4.385	20.994		281.2	20:35	1:35:53.372
19	3	14:45.893	...	1:35.797	1:51.088	3.639		20.657	6.693	275.5	20:50	1:50:39.265
20	3	4:03.657	38.369	1:33.977	1:51.311	3.747	4.407	20.426	7.290	280.5	20:54	1:54:42.922
21	3	4:01.015	37.806	1:33.843	1:49.366	3.600	4.424	20.270	6.245	280.5	20:58	1:58:43.937
22	3	4:12.361 B	38.019	1:34.632	1:59.710		4.380	21.220		281.2	21:02	2:02:56.298
60		Gulf AMR Middle East Fabien Giroix Roald Goethe	Michael Wainwright		Aston Martin Vantage LM GTE Am							
1	3	1:01:40.599 B	...	1:44.580	2:12.730			25.365		224.5	20:01	1:01:40.599
2	3	7:26.879	3:44.940	1:39.894	2:02.045	4.159		24.610	8.244	260.9	20:09	1:09:07.478
3	3	4:20.254	41.259	1:39.509	1:59.486	4.067	4.536	23.706	7.928	278.4	20:13	1:13:27.732
4	3	4:22.113	42.109	1:38.150	2:01.854	4.019	4.497	23.672	7.667	278.4	20:17	1:17:49.845
5	3	4:21.185	41.075	1:38.920	2:01.190	4.060	4.487	23.848	7.449	279.1	20:22	1:22:11.030
6	3	4:26.439 B	42.024	1:37.853	2:06.562		4.491	23.936		276.9	20:26	1:26:37.469
7	1	9:11.413	5:39.349	1:35.788	1:56.276	3.841		22.289	6.829	277.6	20:35	1:35:48.882
8	1	4:22.264 B	40.113	1:35.563	2:06.588		4.427	22.134		277.6	20:40	1:40:11.146
9	1	5:03.833	1:32.093	1:37.153	1:54.587	3.619		21.460	6.740	272.7	20:45	1:45:14.979
10	1	4:08.018	38.136	1:34.449	1:55.433	4.774	4.341	21.408	8.277	276.2	20:49	1:49:22.997
11	1	4:31.673	44.229	1:47.420	2:00.024	3.635	5.282	22.230	6.764	216.4	20:53	1:53:54.670
12	1	4:05.522	38.284	1:34.565	1:52.673	3.739	4.348	21.457	6.716	277.6	20:58	1:58:00.192
13	1	4:42.862 B	44.749	1:43.345	2:14.768		4.396	25.544		246.0	21:02	2:02:43.054
61		AF Corse SRL Piergiuseppe Perazzini Marco Cioci	Sean Breslin		Ferrari F430 LM GTE Am							
1	2	5:27.244	1:43.924	1:43.777	1:59.543	3.861		22.298	7.057	220.9	19:05	5:27.244
2	2	4:07.134	39.128	1:35.109	1:52.897	3.845	4.497	21.586	6.620	280.5	19:09	9:34.378
3	2	4:06.890	39.450	1:35.042	1:52.398	3.806	4.490	21.479	6.517	279.1	19:13	13:41.268
4	2	4:21.241 B	39.004	1:36.778	2:05.459		4.480	23.348		272.0	19:18	18:02.509
5	1	7:41.775	3:52.187	1:47.671	2:01.917	4.269		24.411	7.270	201.9	19:25	25:44.284
6	1	4:16.963	41.295	1:39.210	1:56.458	4.023	4.630	23.288	7.036	276.2	19:30	30:01.247
7	1	4:13.994	40.077	1:37.092	1:56.825	4.029	4.552	23.198	7.031	277.6	19:34	34:15.241
8	1	4:13.493	40.150	1:37.242	1:56.101	4.023	4.557	23.046	7.037	276.2	19:38	38:28.734
9	1	4:13.453	39.888	1:37.209	1:56.356	4.053	4.556	23.241	6.950	275.5	19:42	42:42.187
10	1	4:14.517	40.211	1:38.246	1:56.060	3.949	4.555	23.184	6.895	275.5	19:46	46:56.704
11	1	4:13.348	39.861	1:37.164	1:56.323	3.841	4.512	23.322	6.945	275.5	19:51	51:10.052
12	1	4:23.402 B	39.995	1:36.921	2:06.486		4.459	23.117		278.4	19:55	55:33.454
13	3	8:30.706	4:52.317	1:40.530	1:57.859	4.033		23.208	7.210	269.3	20:04	1:04:04.160



24 HEURES DU MANS 2011



24 HEURES DU MANS

ILMC
Qualifying 2

Sector Analysis

■ Personal Best ■ Session Best ■ Crossing the finish line in pit lane

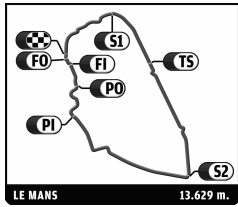
Lap	D	Time	Sector 1	Sector 2	Sector 3	T6	T7	Porsche	Ford	T. Spd	Hour	Elapsed
14	3	4:16.318	40.519	1:38.657	1:57.142	4.071	4.575	23.056	7.464	274.8	20:08	1:08:20.478
15	3	4:14.444	40.353	1:37.666	1:56.425	4.148	4.579	22.694	7.255	277.6	20:12	1:12:34.922
16	3	4:14.515	40.180	1:37.166	1:57.169	4.024	4.581	23.087	7.869	278.4	20:16	1:16:49.437
17	3	4:18.308	40.209	1:36.943	2:01.156	3.981	4.545	23.394	7.485	253.5	20:21	1:21:07.745
18	3	4:14.367	39.908	1:37.923	1:56.536	3.928	4.531	23.191	7.429	277.6	20:25	1:25:22.112
19	3	4:21.498 B	39.722	1:36.975	2:04.801		4.511	23.056		279.1	20:29	1:29:43.610
20	2	10:35.454	6:59.152	1:39.943	1:56.359	3.788		21.806	6.565	217.7	20:40	1:40:19.064
21	2	4:03.575	38.238	1:34.315	1:51.022	3.732	4.445	21.352	6.451	279.8	20:44	1:44:22.639
22	2	4:24.624	38.176	1:35.519	2:10.929	3.743	4.422	25.187	7.715	282.0	20:48	1:48:47.263
23	2	4:30.378	43.152	1:46.475	2:00.751	3.781	4.429	22.853	6.600	208.1	20:53	1:53:17.641
24	2	4:02.539	38.244	1:34.035	1:50.260	3.743	4.437	20.893	6.432	282.0	20:57	1:57:20.180
25	2	5:04.419 B	44.517	1:54.153	2:25.749		4.422	24.092		164.1	21:02	2:02:24.599

62		CRS Racing	Roger Wills										Ferrari F430 LM GTE Am
		Pierre Ehret											
		Shaun Lynn											
1	1	4:34.035	55.065	1:41.239	1:57.731	3.947		23.104	7.337	237.4	19:04	4:34.035	
2	1	4:11.667	40.110	1:36.826	1:54.731	3.859	4.541	22.030	7.045	275.5	19:08	8:45.702	
3	1	4:10.513	39.222	1:36.610	1:54.681	3.910	4.498	22.050	7.025	281.2	19:12	12:56.215	
4	1	4:27.294 B	40.748	1:38.256	2:08.290		4.515	24.444		272.0	19:17	17:23.509	
5	1	7:41.438	4:08.070	1:39.002	1:54.366	3.836		22.141	7.016	232.8	19:25	25:04.947	
6	1	4:08.962	39.005	1:36.394	1:53.563	3.799	4.491	21.648	6.968	280.5	19:29	29:13.909	
7	1	4:10.214	38.845	1:36.003	1:55.366	3.844	4.483	22.035	6.914	282.0	19:33	33:24.123	
8	1	4:20.963 B	39.212	1:37.936	2:03.815		4.496	21.964		255.3	19:37	37:45.086	
9	1	9:51.677	6:19.817	1:37.740	1:54.120	3.820		21.941	6.896	265.4	19:47	47:36.763	
10	1	4:07.236	38.486	1:35.863	1:52.887	3.899	4.493	21.553	6.784	279.8	19:51	51:43.999	
11	1	4:39.502 B	41.946	1:46.266	2:11.290		4.504	25.411		277.6	19:56	56:23.501	
12	2	11:08.652	7:18.890	1:44.564	2:05.198	4.031		26.878	7.709	246.0	20:07	1:07:32.153	
13	2	4:24.023	42.076	1:40.222	2:01.725	4.097	4.569	25.055	7.456	268.7	20:11	1:11:56.176	
14	2	4:22.782	41.384	1:39.814	2:01.584	3.923	4.580	24.446	7.456	259.6	20:16	1:16:18.958	
15	2	4:19.299	40.731	1:37.733	2:00.835	4.208	4.517	23.973	7.469	279.8	20:20	1:20:38.257	
16	2	4:19.848	41.028	1:38.812	2:00.008	4.109	4.614	23.540	7.796	274.8	20:24	1:24:58.105	
17	2	4:28.155 B	41.211	1:38.001	2:08.943		4.584	24.543		280.5	20:29	1:29:26.260	
18	2	5:57.524	2:16.127	1:40.514	2:00.883	3.951		23.837	7.764	262.8	20:35	1:35:23.784	
19	2	4:30.268	42.888	1:46.560	2:00.820	4.043	4.551	24.566	7.611	252.9	20:39	1:39:54.052	
20	2	4:18.810	41.140	1:38.381	1:59.289	3.921	4.571	23.601	7.405	275.5	20:44	1:44:12.862	
21	2	6:21.286 B	40.532	2:42.383	2:58.371		4.540	33.548		276.2	20:50	1:50:34.148	

63		Proton Competition	Horst Felbermayr										Porsche 911 RSR (997) LM GTE Am
		Christian Ried											
		Horst Felbermayr Jr.											
1	1	5:41.808 B	1:38.995	1:50.424	2:12.389			25.754		215.6	19:05	5:41.808	
2	1	7:18.784	3:35.343	1:42.423	2:01.018	4.032		23.843	7.509	276.9	19:13	13:00.592	
3	1	4:16.484	40.629	1:38.120	1:57.735	3.935	4.562	23.190	7.296	279.8	19:17	17:17.076	
4	1	4:15.604	40.483	1:38.561	1:56.560	3.946	4.527	22.979	7.125	279.8	19:21	21:32.680	
5	1	4:13.177	39.917	1:37.128	1:56.132	3.997	4.526	22.524	7.183	276.2	19:25	25:45.857	
6	1	4:13.389	39.942	1:38.146	1:55.301	3.959	4.538	22.566	6.942	277.6	19:29	29:59.246	
7	1	4:11.944	39.530	1:36.941	1:55.473	3.904	4.537	22.575	7.002	279.1	19:34	34:11.190	
8	1	4:10.676	39.464	1:36.055	1:55.157	3.889	4.507	22.514	6.971	281.2	19:38	38:21.866	
9	1	4:20.835 B	39.352	1:36.147	2:05.336		4.500	24.557		279.8	19:42	42:42.701	
10	1	9:30.962	5:46.417	1:40.869	2:03.676	4.064		25.485	7.878	236.3	19:52	52:13.663	
11	1	4:33.702 B	41.662	1:38.805	2:13.235		4.563	24.592		279.8	19:56	56:47.365	
12	3	6:33.723	2:55.001	1:39.762	1:58.960	4.003		24.185	7.553	251.7	20:03	1:03:21.088	
13	3	4:20.258	41.193	1:38.839	2:00.226	4.099	4.547	24.431	7.465	281.2	20:07	1:07:41.346	
14	3	4:17.641	40.797	1:37.813	1:59.031	4.093	4.570	23.893	7.481	279.8	20:11	1:11:58.987	
15	3	4:18.687	41.173	1:37.607	1:59.907	4.140	4.565	24.117	7.676	280.5	20:16	1:16:17.674	
16	3	4:16.512	41.317	1:37.198	1:57.997	3.996	4.588	23.405	7.399	280.5	20:20	1:20:34.186	
17	3	4:26.106 B	40.359	1:37.091	2:08.656		4.535	23.599		280.5	20:25	1:25:00.292	
18	2	8:40.422	5:08.331	1:38.378	1:53.713	3.771		22.437	6.818	264.1	20:33	1:33:40.714	



24 HEURES DU MANS 2011



24 HEURES DU MANS

ILMC Qualifying 2

Sector Analysis

■ Personal Best
 ■ Session Best
 ■ Crossing the finish line in pit lane

Lap	D	Time	Sector 1	Sector 2	Sector 3	T6	T7	Porsche	Ford	T. Spd	Hour	Elapsed
19	2	4:09.088	38.686	1:36.441	1:53.961	3.845	4.445	21.764	6.835	262.1	20:37	1:37:49.802
20	2	4:03.532	38.440	1:33.999	1:51.093	3.715	4.476	21.124	6.594	282.0	20:41	1:41:53.334
21	2	5:05.184 B	42.658	1:47.342	2:35.184		4.418	23.242		251.2	20:46	1:46:58.518

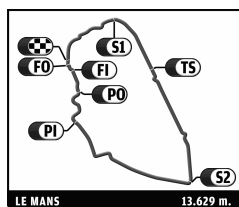
64		Lotus Jetalliance		John Hartshorne		Lotus Evora						
		Oskar Slingerland		Martin Rich		LM GTE Pro						
1	2	7:44.848	3:56.544	1:46.585	2:01.719	3.978	23.893	7.745	248.8	19:07	7:44.848	
2	2	4:18.753	41.754	1:38.247	1:58.752	4.075	4.572	23.384	7.300	274.1	19:12	12:03.601
3	2	4:44.537 B	41.344	1:39.522	2:23.671		4.620	27.589		270.0	19:16	16:48.138
4	2	6:12.482	2:30.563	1:42.654	1:59.265	3.920		22.843	7.423	269.3	19:23	23:00.620
5	2	4:14.065	39.537	1:36.674	1:57.854	3.991	4.536	23.593	7.365	276.2	19:27	27:14.685
6	2	4:13.144	40.444	1:36.932	1:55.768	3.936	4.585	22.381	7.177	276.9	19:31	31:27.829
7	2	4:12.569	39.316	1:38.262	1:54.991	3.892	4.554	22.218	6.910	274.8	19:35	35:40.398
8	2	4:30.244 B	40.835	1:39.553	2:09.856		4.548	23.734		272.7	19:40	40:10.642
9	1	6:23.872	2:39.112	1:41.009	2:03.751	4.298		25.270	8.525	270.7	19:46	46:34.514
10	1	4:23.255	41.767	1:40.361	2:01.127	4.090	4.705	24.695	7.936	276.9	19:50	50:57.769
11	1	4:30.796	41.412	1:46.382	2:03.002	4.132	4.609	24.777	8.431	217.3	19:55	55:28.565
12	1	4:22.842	41.792	1:38.844	2:02.206	4.204	4.632	24.370	8.058	281.2	19:59	59:51.407
13	1	4:20.533	41.651	1:38.521	2:00.361	4.115	4.878	24.379	8.064	277.6	20:04	1:04:11.940
14	1	4:35.960 B	42.591	1:41.302	2:12.067		4.620	24.933		273.4	20:08	1:08:47.900
15	1	34:43.961	...	1:45.838	2:08.120	4.111		27.375	8.162	266.7	20:43	1:43:31.861
16	1	4:30.806	43.199	1:39.801	2:07.806	4.226	4.653	26.095	8.449	274.8	20:48	1:48:02.667
17	1	4:30.871	42.795	1:40.639	2:07.437	4.151	4.686	26.234	8.451	273.4	20:52	1:52:33.538
18	1	4:33.315	42.913	1:40.789	2:09.613	4.596	4.683	25.664	11.080	274.8	20:57	1:57:06.853
19	1	4:37.029	47.849	1:40.907	2:08.273	4.189	4.817	25.853	8.160	274.1	21:01	2:01:43.882

65		Lotus Jetalliance		Jonathan Hirschi		Lotus Evora					
		James Rossiter		Johnny Mowlan		LM GTE Pro					
1	3	7:08.117 B	3:02.004	1:54.743	2:11.370		23.953		201.1	19:07	7:08.117
2	3	9:35.379 B	3:54.898	2:07.098	3:33.383		38.340		247.7	19:16	16:43.496

66		JMW Motorsport		Xavier Maassen		Ferrari 458 Italia						
		Rob Bell		Tim Sugden		LM GTE Pro						
1	1	5:34.443	2:05.537	1:36.791	1:52.115	3.710	21.267	6.322	268.7	19:05	5:34.443	
2	1	4:05.468	38.296	1:36.227	1:50.945	3.666	4.440	20.609	6.113	279.1	19:09	9:39.911
3	1	4:02.879	38.505	1:34.536	1:49.838	3.584	4.420	20.445	6.100	280.5	19:13	13:42.790
4	1	4:02.508	37.953	1:34.438	1:50.117	3.593	4.379	20.444	6.180	279.1	19:17	17:45.298
5	1	4:11.481 B	37.879	1:35.030	1:58.572		4.363	20.800		278.4	19:21	21:56.779
6	1	6:06.757	2:40.695	1:35.505	1:50.557	3.607		20.529	6.341	279.1	19:28	28:03.536
7	1	4:00.890	37.692	1:33.913	1:49.285	3.573	4.394	20.425	5.960	279.8	19:32	32:04.426
8	1	4:01.357	37.578	1:34.081	1:49.698	3.620	4.363	20.821	6.024	283.5	19:36	36:05.783
9	1	4:10.627 B	37.675	1:34.365	1:58.587		4.390	20.743		277.6	19:40	40:16.410
10	1	10:24.830	6:57.084	1:35.741	1:52.005	3.645		21.163	6.246	276.9	19:50	50:41.240
11	1	4:03.079	37.647	1:34.212	1:51.220	3.641	4.408	21.369	6.239	275.5	19:54	54:44.319
12	1	4:01.044	37.812	1:34.127	1:49.105	3.655	4.408	20.214	5.941	278.4	19:58	58:45.363
13	1	4:09.916 B	37.654	1:34.137	1:58.125		4.408	20.708		278.4	20:02	1:02:55.279
14	3	7:37.728	4:06.313	1:37.401	1:54.014	3.794		22.001	6.796	280.5	20:10	1:10:33.007
15	3	4:06.537	38.844	1:35.175	1:52.518	3.772	4.470	21.213	6.791	280.5	20:14	1:14:39.544
16	3	4:05.954	38.746	1:35.308	1:51.900	3.752	4.454	21.154	6.554	278.4	20:18	1:18:45.498
17	3	4:07.022	38.630	1:35.295	1:53.097	3.794	4.450	21.149	6.678	277.6	20:22	1:22:52.520
18	3	4:06.073	38.743	1:35.415	1:51.915	3.752	4.468	20.986	6.607	276.9	20:26	1:26:58.593
19	3	4:13.588 B	38.819	1:35.050	1:59.719		4.444	20.994		278.4	20:31	1:31:12.181
20	3	7:35.517	4:06.907	1:35.697	1:52.913	3.836		21.378	6.867	276.9	20:38	1:38:47.698
21	3	4:13.742 B	38.819	1:35.905	1:59.018		4.482	21.092		279.1	20:43	1:43:01.440
22	2	7:33.836	3:57.098	1:39.108	1:57.630	3.756		22.763	7.273	262.8	20:50	1:50:35.276
23	2	4:10.657	39.543	1:36.417	1:54.697	3.825	4.448	22.152	6.692	277.6	20:54	1:54:45.933



24 HEURES DU MANS 2011



24 HEURES DU MANS

ILMC

Qualifying 2

Sector Analysis

■ Personal Best ■ Session Best B Crossing the finish line in pit lane

Lap	D	Time	Sector 1	Sector 2	Sector 3	T6	T7	Porsche	Ford	T. Spd	Hour	Elapsed
24	2	4:08.454	39.490	1:35.969	1:52.995	3.884	4.471	21.664	6.574	280.5	20:58	1:58:54.387
25	2	4:07.068	39.073	1:35.616	1:52.379	3.809	4.495	21.475	6.457	276.2	21:03	2:03:01.455

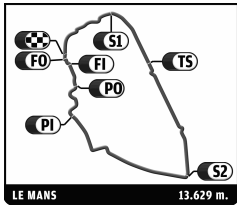
68		Robertson Racing LLC											Ford GT-Doran
		David Robertson	David Murry										LM GTE Am
		Andrea Robertson											
1	3	6:01.804 B	2:11.400	1:42.456	2:07.948			24.390		222.7	19:06	6:01.804	
2	3	10:31.125	6:53.784	1:38.016	1:59.325	3.784		24.457	7.442	271.4	19:16	16:32.929	
3	3	4:26.763 B	39.263	1:39.111	2:08.389		4.449	24.040		260.2	19:20	20:59.692	
4	3	30:30.669	...	1:37.716	1:55.440	3.768		21.975	6.893	273.4	19:51	51:30.361	
5	3	4:08.208	38.953	1:35.275	1:53.980	3.764	4.434	21.761	6.956	278.4	19:55	55:38.569	
6	3	4:17.658 B	38.698	1:36.240	2:02.720		4.441	22.605		277.6	19:59	59:56.227	
7	2	6:42.765	2:51.602	1:42.538	2:08.625	4.316		27.375	8.700	273.4	20:06	1:06:38.992	
8	2	4:28.152	42.755	1:41.006	2:04.391	4.231	4.627	25.787	8.347	274.1	20:11	1:11:07.144	
9	2	4:29.397	42.870	1:41.070	2:05.457	4.073	4.621	26.308	8.089	268.7	20:15	1:15:36.541	
10	2	4:27.957	41.775	1:40.391	2:05.791	4.140	4.528	26.428	8.506	271.4	20:20	1:20:04.498	
11	2	4:38.942 B	42.104	1:41.813	2:15.025		4.547	26.329		263.4	20:24	1:24:43.440	
12	1	6:46.374 B	2:38.056	1:48.161	2:20.157			25.985		250.6	20:31	1:31:29.814	
13	1	5:50.355	1:58.029	1:44.528	2:07.798	4.213		26.267	8.499	266.7	20:37	1:37:20.169	
14	1	4:31.116	43.624	1:43.105	2:04.387	4.328	4.670	24.985	8.427	273.4	20:41	1:41:51.285	
15	1	5:00.311 B	43.204	1:43.806	2:33.301		4.657	25.387		271.4	20:46	1:46:51.596	

70		Larbre Competition											Porsche 911 RSR (997)
		Christophe Bourret	Jean-Philippe Belloc										LM GTE Am
		Pascal Gibon											
1	3	7:26.480 B	2:51.596	2:06.115	2:28.769			26.696		173.1	19:07	7:26.480	
2	3	6:56.575	3:18.609	1:37.494	2:00.472	3.822		23.659	7.013	261.5	19:14	14:23.055	
3	3	4:19.424 B	39.350	1:35.435	2:04.639		4.444	23.182		288.0	19:18	18:42.479	
4	3	9:50.522	6:17.782	1:37.370	1:55.370	3.847		22.630	6.843	276.2	19:28	28:33.001	
5	3	4:07.261	39.076	1:34.851	1:53.334	3.777	4.489	22.001	6.731	285.0	19:32	32:40.262	
6	3	4:18.571 B	38.978	1:35.141	2:04.452		4.456	24.000		284.2	19:36	36:58.833	
7	3	6:47.943	3:12.684	1:40.191	1:55.068	3.804		22.713	6.722	220.4	19:43	43:46.776	
8	3	4:15.226 B	38.676	1:34.935	2:01.615		4.449	21.915		285.0	19:48	48:02.002	
9	3	8:39.711	5:04.684	1:39.134	1:55.893	3.842		22.284	6.751	282.0	19:56	56:41.713	
10	3	4:15.285 B	39.034	1:34.822	2:01.429		4.475	22.291		283.5	20:00	1:00:56.998	
11	3	9:32.457	6:01.218	1:37.403	1:53.836	3.757		21.893	6.683	283.5	20:10	1:10:29.455	
12	3	4:19.726 B	38.605	1:34.802	2:06.319		4.424	22.227		284.2	20:14	1:14:49.181	

71		AF Corse											Ferrari 458 Italia
		Robert Kauffman	Rui Aguas										LM GTE Pro
		Michael Waltrip											
1	3	8:41.791	5:11.839	1:37.447	1:52.505	3.857		21.481	6.655	280.5	19:08	8:41.791	
2	3	4:03.082	38.333	1:33.992	1:50.757	3.886	4.457	20.910	6.465	285.7	19:12	12:44.873	
3	3	4:02.216	38.079	1:33.672	1:50.465	3.813	4.473	20.893	6.605	282.0	19:16	16:47.089	
4	3	4:02.691	37.894	1:34.224	1:50.573	3.747	4.446	20.811	6.424	281.2	19:20	20:49.780	
5	3	4:25.464 B	42.094	1:36.862	2:06.508		4.432	22.889		280.5	19:25	25:15.244	
6	1	10:01.483	6:11.706	1:42.593	2:07.184	4.253		25.426	8.380	279.8	19:35	35:16.727	
7	1	4:27.041	42.832	1:40.616	2:03.593	4.120	4.621	25.179	9.584	279.1	19:39	39:43.768	
8	1	4:31.836	41.845	1:40.269	2:09.722	4.334	4.570	27.297	9.637	279.1	19:44	44:15.604	
9	1	4:53.077 B	42.503	1:39.336	2:31.238		4.619	30.782		279.8	19:49	49:08.681	
10	1	18:41.834	...	1:48.567	2:17.776	4.716		28.707	8.079	234.3	20:07	1:07:50.515	
11	1	4:33.272	45.446	1:42.852	2:04.974	4.809	4.810	26.358	8.105	276.9	20:12	1:12:23.787	
12	1	4:28.731	43.689	1:38.905	2:06.137	4.762	4.786	25.124	10.575	279.1	20:16	1:16:52.518	
13	1	4:40.651 B	42.840	1:39.799	2:18.012		4.686	26.117		282.0	20:21	1:21:33.169	
14	2	8:43.050	4:59.519	1:42.512	2:01.019	4.050		24.330	7.787	277.6	20:30	1:30:16.219	
15	2	4:20.951	42.060	1:38.689	2:00.202	4.230	4.585	23.800	7.815	274.1	20:34	1:34:37.170	
16	2	4:18.306	41.425	1:37.640	1:59.241	4.267	4.630	23.809	7.712	282.7	20:38	1:38:55.476	
17	2	4:19.020	42.013	1:37.908	1:59.099	4.167	4.631	23.392	7.651	281.2	20:43	1:43:14.496	
18	2	4:18.171	41.302	1:38.298	1:58.571	4.139	4.603	23.457	8.024	281.2	20:47	1:47:32.667	



24 HEURES DU MANS 2011



24 HEURES DU MANS

ILMC Qualifying 2

Sector Analysis

■ Personal Best ■ Session Best B Crossing the finish line in pit lane

Lap	D	Time	Sector 1	Sector 2	Sector 3	T6	T7	Porsche	Ford	T. Spd	Hour	Elapsed
19	2	4:28.406 B	42.498	1:37.901	2:08.007		4.588	23.280		279.1	20:52	1:52:01.073

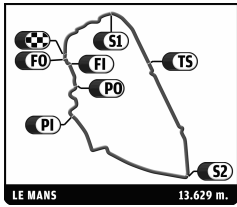
73		Corvette Racing											Chevrolet Corvette C6 ZR1	
		Antonio Garcia	Olivier Beretta										LM GTE Pro	
		Tommy Milner												
1	3	4:18.791	48.327	1:36.873	1:53.591	3.795		22.250	6.697	259.6	19:04	4:18.791		
2	3	4:11.589	39.313	1:38.357	1:53.919	3.840	4.419	21.664	6.568	277.6	19:08	8:30.380		
3	3	4:05.426	38.959	1:35.072	1:51.395	3.821	4.494	21.302	6.307	276.2	19:12	12:35.806		
4	3	4:16.329 B	39.025	1:36.324	2:00.980		4.413	21.925		284.2	19:16	16:52.135		
5	3	12:49.299	9:20.985	1:35.848	1:52.466	3.752		21.643	6.492	278.4	19:29	29:41.434		
6	3	4:03.466	38.418	1:34.003	1:51.045	3.770	4.407	21.089	6.338	282.0	19:33	33:44.900		
7	3	4:03.133	38.207	1:33.973	1:50.953	3.848	4.431	21.120	6.237	285.0	19:37	37:48.033		
8	3	4:22.598 B	38.935	1:35.023	2:08.640		4.438	22.779		281.2	19:42	42:10.631		
9	2	6:27.876	2:58.777	1:35.135	1:53.964	3.758		22.329	6.599	278.4	19:48	48:38.507		
10	2	4:05.179	39.261	1:34.700	1:51.218	3.682	4.390	21.347	6.451	285.0	19:52	52:43.686		
11	2	4:04.033	38.249	1:34.476	1:51.308	3.675	4.385	21.195	6.411	282.7	19:56	56:47.719		
12	2	4:11.637 B	38.306	1:34.270	1:59.061		4.363	21.222		284.2	20:00	1:00:59.356		
13	2	10:04.417 B	5:20.041	1:34.884	3:09.492			24.162		280.5	20:11	1:11:03.773		
14	2	19:17.723	...	1:37.696	1:51.959	3.671		21.089	6.411	236.3	20:30	1:30:21.496		
15	2	4:03.759	38.017	1:34.324	1:51.418	3.641	4.379	20.945	6.289	282.7	20:34	1:34:25.255		
16	2	4:03.950	38.694	1:34.592	1:50.664	3.706	4.368	20.795	6.302	284.2	20:38	1:38:29.205		
17	2	4:10.990 B	37.945	1:33.863	1:59.182		4.385	21.816		282.0	20:42	1:42:40.195		
18	2	8:11.746	4:44.995	1:35.081	1:51.670	3.700		21.289	6.738	280.5	20:50	1:50:51.941		
19	2	4:02.776	38.038	1:34.275	1:50.463	3.668	4.393	20.802	6.282	282.7	20:54	1:54:54.717		
20	2	4:01.626	38.004	1:33.588	1:50.034	3.661	4.375	20.625	6.308	282.7	20:58	1:58:56.343		
21	2	4:02.566	37.883	1:33.573	1:51.110	3.829	4.363	21.314	6.456	282.7	21:02	2:02:58.909		

74		Corvette Racing											Chevrolet Corvette C6 ZR1	
		Oliver Gavin	Richard Westbrook										LM GTE Pro	
		Jan Magnussen												
1	3	5:24.841	1:54.678	1:36.135	1:54.028	3.887		21.014	8.135	277.6	19:05	5:24.841		
2	3	4:02.538	38.207	1:33.448	1:50.883	3.832	4.452	20.457	7.276	279.1	19:09	9:27.379		
3	3	4:00.926	37.925	1:33.328	1:49.673	3.823	4.441	20.526	6.447	285.0	19:13	13:28.305		
4	3	4:11.031 B	37.916	1:33.822	1:59.293		4.444	21.268		279.8	19:17	17:39.336		
5	1	11:11.941	7:46.992	1:34.522	1:50.427	3.675		20.839	6.472	289.5	19:28	28:51.277		
6	1	4:00.837	37.909	1:33.544	1:49.384	3.694	4.393	20.423	6.256	291.1	19:32	32:52.114		
7	1	4:01.223	38.059	1:33.684	1:49.480	3.731	4.403	20.389	6.357	281.2	19:36	36:53.337		
8	1	4:00.087	37.789	1:33.153	1:49.145	3.733	4.409	20.290	6.422	285.0	19:40	40:53.424		
9	1	4:09.350 B	38.076	1:32.970	1:58.304		4.392	21.169		288.8	19:45	45:02.774		
10	3	6:25.516	2:59.517	1:34.499	1:51.500	3.681		21.324	6.520	283.5	19:51	51:28.290		
11	3	4:04.177	38.690	1:34.353	1:51.134	3.747	4.392	21.003	6.467	275.5	19:55	55:32.467		
12	3	4:03.664	38.343	1:34.318	1:51.003	3.690	4.412	20.846	6.397	281.2	19:59	59:36.131		
13	3	4:14.157 B	38.181	1:34.607	2:01.369		4.372	22.706		270.7	20:03	1:03:50.288		
14	3	8:18.941	4:51.051	1:36.249	1:51.641	3.688		21.294	6.531	280.5	20:12	1:12:09.229		
15	3	4:08.395	38.344	1:34.157	1:55.894	3.838	4.386	23.575	7.807	279.1	20:16	1:16:17.624		
16	3	4:04.260	38.304	1:34.063	1:51.893	3.649	4.450	21.290	6.375	281.2	20:20	1:20:21.884		
17	3	4:23.317 B	38.519	1:34.301	2:10.497		4.374	24.721		274.8	20:24	1:24:45.201		
18	2	7:40.035	4:07.189	1:37.462	1:55.384	3.820		21.165	6.990	265.4	20:32	1:32:25.236		
19	2	4:01.036	38.150	1:33.394	1:49.492	3.712	4.441	20.577	6.440	282.7	20:36	1:36:26.272		
20	2	4:00.857	37.799	1:33.247	1:49.811	3.797	4.400	20.817	6.528	276.2	20:40	1:40:27.129		
21	2	4:00.780	38.043	1:32.941	1:49.796	3.821	4.409	20.893	6.347	285.0	20:44	1:44:27.909		
22	2	4:18.857 B	38.365	1:36.970	2:03.522		4.421	22.399		244.3	20:48	1:48:46.766		

75		Prospeed Competition											Porsche 911 RSR (997)	
		Marc Goossens	Jaap Van Lagen										LM GTE Pro	
		Marco Holzer												
1	1	4:47.217	1:08.272	1:41.995	1:56.950	3.773		23.660	6.991	181.2	19:04	4:47.217		
2	1	4:29.137 B	40.596	1:38.892	2:09.649		4.434	23.479		250.0	19:09	9:16.354		
3	1	11:19.808	7:50.770	1:35.565	1:53.473	3.765		21.787	6.773	284.2	19:20	20:36.162		



24 HEURES DU MANS 2011



24 HEURES DU MANS

ILMC
Qualifying 2

Sector Analysis

■ Personal Best ■ Session Best B Crossing the finish line in pit lane

Lap	D	Time	Sector 1	Sector 2	Sector 3	T6	T7	Porsche	Ford	T. Spd	Hour	Elapsed
4	1	4:07.503	39.120	1:35.127	1:53.256	3.863	4.437	21.420	7.308	284.2	19:24	24:43.665
5	1	4:05.411	38.991	1:34.433	1:51.987	3.791	4.446	21.327	6.676	284.2	19:28	28:49.076
6	1	4:13.101 B	39.247	1:35.283	1:58.571		4.445	21.182		272.7	19:33	33:02.177
7	1	7:40.866	4:13.464	1:35.142	1:52.260	3.762		21.398	6.708	285.7	19:40	40:43.043
8	1	4:04.413	38.611	1:34.123	1:51.679	3.743	4.429	21.212	6.688	284.2	19:44	44:47.456
9	1	4:03.521	38.529	1:33.742	1:51.250	3.724	4.410	21.238	6.704	284.2	19:48	48:50.977
10	1	4:25.097 B	39.354	1:36.532	2:09.211		4.392	24.363		269.3	19:53	53:16.074
11	1	5:48.808	2:21.190	1:35.550	1:52.068	3.804		21.297	6.693	278.4	19:59	59:04.882
12	1	4:05.870	38.927	1:35.501	1:51.442	3.715	4.458	21.012	6.720	257.8	20:03	1:03:10.752
13	1	4:11.997 B	38.505	1:33.761	1:59.731		4.402	21.735		285.7	20:07	1:07:22.749
14	3	10:12.334	6:42.536	1:37.227	1:52.571	3.876		21.649	6.532	279.1	20:17	1:17:35.083
15	3	4:06.047	38.875	1:34.597	1:52.575	3.804	4.486	21.416	6.520	283.5	20:21	1:21:41.130
16	3	4:06.033	38.544	1:35.120	1:52.369	3.743	4.451	21.600	6.503	284.2	20:25	1:25:47.163
17	3	4:09.881	38.428	1:37.925	1:53.528	3.842	4.422	21.674	6.797	283.5	20:29	1:29:57.044
18	3	8:28.174 B	38.882	1:35.093	6:14.199		4.468	1:18.983		282.0	20:38	1:38:25.218
19	3	20:09.514	...	1:36.925	1:54.212	3.800		21.435	6.902	275.5	20:58	1:58:34.732
20	3	4:04.015	38.274	1:34.328	1:51.413	3.834	4.451	21.265	6.416	284.2	21:02	2:02:38.747

76	Imsa Performance Matmut		Porsche 911 RSR (997)	
	Patrick Pilet	Nicolas Armindo	LM GTE Pro	
	Raymond Narac			

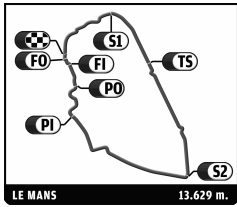
1	2	22:23.311 B	...	1:54.859	2:13.746			24.430		172.2	19:22	22:23.311
2	2	8:30.934	4:55.506	1:38.319	1:57.109	3.815		22.369	7.259	253.5	19:30	30:54.245
3	2	4:20.278 B	39.449	1:36.641	2:04.188		4.486	22.180		283.5	19:35	35:14.523
4	1	5:33.065	1:58.786	1:38.516	1:55.763	3.719		23.004	6.927	259.0	19:40	40:47.588
5	1	4:06.438	38.880	1:35.467	1:52.091	3.683	4.440	21.741	6.232	281.2	19:44	44:54.026
6	1	4:17.602 B	38.413	1:35.488	2:03.701		4.417	22.511		281.2	19:49	49:11.628
7	1	7:16.414 B	3:38.148	1:36.956	2:01.310			22.191		273.4	19:56	56:28.042
8	1	12:53.387 B	5:09.065	1:35.879	6:08.443			1:35.223		278.4	20:09	1:09:21.429
9	3	12:05.672	8:35.708	1:36.249	1:53.715	3.846		21.537	6.640	280.5	20:21	1:21:27.101
10	3	4:09.635	39.052	1:36.135	1:54.448	3.867	4.502	21.782	6.990	279.8	20:25	1:25:36.736
11	3	4:19.568 B	38.940	1:37.613	2:03.015		4.508	22.048		282.7	20:29	1:29:56.304
12	3	7:28.329	4:00.743	1:35.162	1:52.424	3.808		21.527	6.669	285.7	20:37	1:37:24.633
13	3	4:14.047	38.998	1:41.768	1:53.281	3.857	4.479	21.607	6.633	282.7	20:41	1:41:38.680
14	3	4:13.201 B	38.834	1:35.043	1:59.324		4.496	21.154		282.7	20:45	1:45:51.881
15	2	7:23.619	3:51.230	1:36.054	1:56.335	3.775		23.788	7.028	281.2	20:53	1:53:15.500
16	2	4:07.830	39.120	1:35.022	1:53.688	3.909	4.456	21.915	6.747	283.5	20:57	1:57:23.330
17	2	4:09.830	39.010	1:36.094	1:54.726	3.854	4.496	22.396	6.761	282.0	21:01	2:01:33.160

77	Team Felbermayr-Proton		Porsche 911 RSR (997)	
	Marc Lieb	Wolf Henzler	LM GTE Pro	
	Richard Lietz			

1	3	5:15.270	1:37.276	1:40.967	1:57.027	3.712		21.800	6.532	199.6	19:05	5:15.270
2	3	4:04.994	38.898	1:35.483	1:50.613	3.742	4.394	20.861	6.424	254.7	19:09	9:20.264
3	3	4:01.139	38.308	1:33.487	1:49.344	3.663	4.404	20.726	6.209	287.2	19:13	13:21.403
4	3	4:00.926	37.863	1:33.335	1:49.728	3.672	4.364	20.716	6.250	289.5	19:17	17:22.329
5	3	4:12.890 B	38.535	1:34.050	2:00.305		4.360	21.671		288.0	19:21	21:35.219
6	2	15:27.900	...	1:36.037	1:52.811	3.738		22.143	6.769	282.7	19:37	37:03.119
7	2	4:05.354	39.594	1:34.214	1:51.546	3.754	4.422	21.099	6.737	287.2	19:41	41:08.473
8	2	4:01.204	37.932	1:33.111	1:50.161	3.702	4.407	20.980	6.450	288.0	19:45	45:09.677
9	2	4:04.263	39.354	1:33.970	1:50.939	3.762	4.371	21.471	6.393	288.8	19:49	49:13.940
10	2	4:00.901	37.815	1:33.476	1:49.610	3.742	4.408	20.821	6.326	285.7	19:53	53:14.841
11	2	4:10.496 B	38.247	1:33.317	1:58.932		4.398	21.540		285.0	19:57	57:25.337
12	1	12:14.078	8:47.055	1:36.629	1:50.394	3.711		20.940	6.423	278.4	20:09	1:09:39.415
13	1	4:01.303	38.692	1:33.092	1:49.519	3.693	4.388	20.630	6.442	286.5	20:13	1:13:40.718
14	1	4:00.774	37.952	1:32.807	1:50.015	3.687	4.382	20.700	6.310	288.8	20:17	1:17:41.492
15	1	4:00.741	37.957	1:33.080	1:49.704	3.671	4.375	20.820	6.302	287.2	20:21	1:21:42.233
16	1	3:59.662	37.868	1:32.662	1:49.132	3.682	4.364	20.640	6.249	290.3	20:25	1:25:41.895
17	1	4:12.634 B	38.375	1:33.649	2:00.610		4.366	21.050		288.8	20:29	1:29:54.529



24 HEURES DU MANS 2011



24 HEURES DU MANS

ILMC

Qualifying 2

Sector Analysis

■ Personal Best ■ Session Best B Crossing the finish line in pit lane

Lap	D	Time	Sector 1	Sector 2	Sector 3	T6	T7	Porsche	Ford	T. Spd	Hour	Elapsed
18	1	14:33.750	...	1:32.955	1:48.771	3.665		20.600	6.302	290.3	20:44	1:44:28.279
19	1	4:02.524	38.286	1:33.898	1:50.340	3.647	4.352	20.610	7.215	287.2	20:48	1:48:30.803
20	1	4:08.779	40.573	1:36.848	1:51.358	3.692	4.366	20.866	7.076	259.0	20:52	1:52:39.582
21	1	4:01.103	37.925	1:33.151	1:50.027	3.694	4.379	20.659	6.863	288.0	20:56	1:56:40.685
22	1	4:06.884 B	37.714	1:32.896	1:56.274		4.382	20.544		288.0	21:00	2:00:47.569

79 Jota
Simon Dolan
Sam Hancock
Chris Buncombe
Aston Martin Vantage
LM GTE Pro

1	2	58:14.325 B	...	1:46.737	2:11.909			25.254		229.3	19:58	58:14.325
2	2	6:36.792	2:56.323	1:42.287	1:58.182	3.882		23.184	7.693	216.4	20:04	1:04:51.117
3	2	4:18.009	40.483	1:37.356	2:00.170	3.789	4.430	23.379	7.698	270.0	20:09	1:09:09.126
4	2	4:10.463	39.879	1:37.267	1:53.317	3.701	4.384	21.518	6.900	275.5	20:13	1:13:19.589
5	2	4:30.384	40.315	1:45.034	2:05.035	3.794	4.351	22.038	7.364	202.6	20:17	1:17:49.973
6	2	4:07.345	38.673	1:35.446	1:53.226	3.656	4.381	21.513	6.682	274.8	20:21	1:21:57.318
7	2	4:11.045 B	38.122	1:33.948	1:58.975		4.339	20.866		275.5	20:26	1:26:08.363
8	2	7:08.741	3:42.861	1:34.817	1:51.063	3.625		20.815	6.544	274.8	20:33	1:33:17.104
9	2	4:03.550	39.174	1:34.058	1:50.318	3.686	4.332	20.849	6.393	274.8	20:37	1:37:20.654
10	2	4:00.921	37.551	1:33.522	1:49.848	3.728	4.341	20.666	6.332	275.5	20:41	1:41:21.575
11	2	4:03.391	37.899	1:34.685	1:50.807	3.675	4.362	20.902	6.600	276.2	20:45	1:45:24.966
12	2	4:09.514 B	37.754	1:33.479	1:58.281		4.347	20.790		275.5	20:49	1:49:34.480
13	1	6:03.517	2:34.698	1:35.600	1:53.219	3.827		21.584	7.058	274.8	20:55	1:55:37.997
14	1	4:07.365	39.088	1:35.606	1:52.671	3.880	4.400	21.464	6.813	275.5	20:59	1:59:45.362
15	1	4:06.463	38.746	1:35.177	1:52.540	3.845	4.416	21.402	7.132	274.8	21:03	2:03:51.825

80 Flying Lizard Motorsports
Jörg Bergmeister
Patrick Long
Lucas Luhr
Porsche 911 RSR (997)
LM GTE Pro

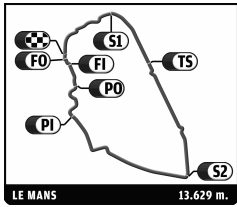
1	2	4:40.905 B	59.546	1:38.224	2:03.135			23.226		242.2	19:04	4:40.905
2	2	6:25.858	2:48.884	1:40.975	1:55.999	3.729		22.330	6.751	264.7	19:11	11:06.763
3	2	4:16.513 B	38.468	1:36.587	2:01.458		4.437	21.626		283.5	19:15	15:23.276
4	2	8:43.990	5:16.495	1:34.924	1:52.571	3.734		21.667	6.687	281.2	19:24	24:07.266
5	2	4:03.128	38.355	1:33.909	1:50.864	3.764	4.433	21.135	6.291	284.2	19:28	28:10.394
6	2	4:14.051 B	38.507	1:34.738	2:00.806		4.440	22.913		283.5	19:32	32:24.445
7	2	6:43.174	3:15.367	1:35.096	1:52.711	3.736		21.676	6.602	281.2	19:39	39:07.619
8	2	4:12.914 B	38.330	1:34.555	2:00.029		4.441	21.642		285.7	19:43	43:20.533
9	2	12:27.591	9:00.302	1:35.155	1:52.134	3.733		21.643	6.683	282.0	19:55	55:48.124
10	2	4:12.769 B	38.538	1:34.151	2:00.080		4.432	21.950		285.7	20:00	1:00:00.893
11	3	7:31.462	3:55.586	1:39.295	1:56.581	3.866		23.594	7.430	206.9	20:07	1:07:32.355
12	3	4:08.602	39.837	1:35.053	1:53.712	3.940	4.496	21.854	7.271	285.0	20:11	1:11:40.957
13	3	4:05.558	38.711	1:34.548	1:52.299	3.859	4.509	21.675	6.595	284.2	20:15	1:15:46.515
14	3	4:19.205 B	38.732	1:34.748	2:05.725		4.480	23.915		285.7	20:20	1:20:05.720
15	3	9:19.756	5:51.682	1:35.072	1:53.002	3.857		21.986	6.698	283.5	20:29	1:29:25.476
16	3	4:04.812	38.714	1:34.484	1:51.614	3.823	4.479	21.217	6.621	285.7	20:33	1:33:30.288
17	3	4:21.198 B	40.428	1:36.047	2:04.723		4.460	21.671		264.7	20:37	1:37:51.486
18	1	6:28.044	3:01.711	1:34.941	1:51.392	3.677		21.586	6.352	283.5	20:44	1:44:19.530
19	1	6:10.901 B	38.012	2:25.598	3:07.291		4.401	36.883		286.5	20:50	1:50:30.431

81 Flying Lizard Motorsports
Seth Neiman
Darren Law
Spencer Pumpelly
Porsche 911 RSR (997)
LM GTE Am

1	1	5:44.636	2:03.357	1:40.972	2:00.307	4.021		24.053	7.666	259.6	19:05	5:44.636
2	1	4:17.379	41.024	1:38.840	1:57.515	4.025	4.575	22.986	7.256	273.4	19:10	10:02.015
3	1	4:17.216	40.691	1:37.699	1:58.826	4.057	4.567	23.905	7.208	283.5	19:14	14:19.231
4	1	4:17.976	41.019	1:39.042	1:57.915	4.035	4.584	23.124	7.261	281.2	19:18	18:37.207
5	1	4:16.887	40.773	1:37.995	1:58.119	4.016	4.558	23.579	7.726	282.0	19:22	22:54.094
6	1	4:16.951	40.276	1:37.806	1:58.869	4.328	4.555	22.718	8.123	280.5	19:27	27:11.045
7	1	4:24.306 B	41.421	1:37.540	2:05.345		4.642	23.180		281.2	19:31	31:35.351
8	1	9:17.941	5:42.249	1:38.070	1:57.622	3.952		23.091	7.567	283.5	19:40	40:53.292



24 HEURES DU MANS 2011



24 HEURES DU MANS

ILMC

Qualifying 2

Sector Analysis

■ Personal Best ■ Session Best B Crossing the finish line in pit lane

Lap	D	Time	Sector 1	Sector 2	Sector 3	T6	T7	Porsche	Ford	T. Spd	Hour	Elapsed
9	1	4:14.480	40.852	1:36.574	1:57.054	4.023	4.512	23.098	7.300	285.0	19:45	45:07.772
10	1	4:14.645	40.754	1:36.788	1:57.103	4.055	4.553	22.991	7.498	279.8	19:49	49:22.417
11	1	4:13.930	40.478	1:36.730	1:56.722	3.946	4.545	22.864	7.311	282.0	19:53	53:36.347
12	1	4:15.299	40.665	1:36.851	1:57.783	4.147	4.524	23.565	7.178	281.2	19:57	57:51.646
13	1	4:23.448B	40.968	1:37.914	2:04.566		4.574	22.996		282.0	20:02	1:02:15.094
14	2	7:48.055	4:13.636	1:39.545	1:54.874	3.807		22.122	6.799	275.5	20:10	1:10:03.149
15	2	4:07.223	39.151	1:34.855	1:53.217	3.826	4.469	21.846	6.650	284.2	20:14	1:14:10.372
16	2	4:05.440	38.742	1:34.247	1:52.451	3.841	4.464	21.902	6.771	283.5	20:18	1:18:15.812
17	2	4:10.409	39.931	1:35.790	1:54.688	3.796	4.468	22.701	6.862	285.7	20:22	1:22:26.221
18	2	4:06.309	38.700	1:34.461	1:53.148	3.787	4.447	22.847	6.535	284.2	20:26	1:26:32.530
19	2	4:06.435	39.200	1:34.561	1:52.674	3.908	4.447	21.574	6.597	283.5	20:30	1:30:38.965
20	2	4:17.997B	39.404	1:35.515	2:03.078		4.509	22.366		285.7	20:34	1:34:56.962

83 **JMB Racing** Ferrari F430
 Manuel Rodrigues Nicolas Marroc LM GTE Am
 Jean-Marc Menahem

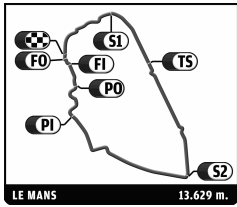
1	2	5:23.849B	1:04.999	1:51.937	2:26.913			24.570		164.1	19:05	5:23.849
2	2	6:10.644	2:25.797	1:43.211	2:01.636	4.242		23.761	8.005	282.0	19:11	11:34.493
3	2	4:26.209	41.633	1:39.685	2:04.891	4.066	4.586	25.493	7.885	273.4	19:16	16:00.702
4	2	4:22.027	42.666	1:39.112	2:00.249	4.045	4.528	23.504	7.803	274.8	19:20	20:22.729
5	2	4:20.630	40.762	1:39.363	2:00.505	4.033	4.518	24.435	7.489	280.5	19:24	24:43.359
6	2	4:17.959	41.375	1:37.821	1:58.763	4.064	4.509	23.487	7.580	285.7	19:29	29:01.318
7	2	4:40.277B	44.926	1:42.086	2:13.265		4.516	23.431		195.7	19:33	33:41.595
8	1	7:40.712	4:01.441	1:38.705	2:00.566	4.312		24.308	7.782	243.8	19:41	41:22.307
9	1	4:20.957	40.924	1:37.334	2:02.699	4.040	4.583	25.706	7.442	284.2	19:45	45:43.264
10	1	4:16.635	40.487	1:37.964	1:58.184	3.910	4.508	24.002	7.365	264.1	19:49	49:59.899
11	1	4:13.183	40.293	1:36.638	1:56.252	3.953	4.460	23.332	7.318	285.0	19:54	54:13.082
12	1	4:16.148	39.717	1:38.695	1:57.736	4.167	4.488	23.671	7.463	270.7	19:58	58:29.230
13	1	4:13.376	39.727	1:36.209	1:57.440	3.988	4.546	23.683	7.508	284.2	20:02	1:02:42.606
14	1	4:26.478B	40.627	1:36.453	2:09.398		4.489	24.286		282.7	20:07	1:07:09.084
15	3	8:52.484	5:23.636	1:35.482	1:53.366	3.781		21.840	6.774	282.7	20:16	1:16:01.568
16	3	4:17.605B	38.871	1:34.711	2:04.023		4.437	21.701		283.5	20:20	1:20:19.173
17	3	6:55.246	3:27.105	1:35.029	1:53.112	3.771		21.627	6.738	284.2	20:27	1:27:14.419
18	3	4:06.513	38.625	1:34.844	1:53.044	3.815	4.417	21.439	6.822	288.8	20:31	1:31:20.932
19	3	4:07.472	38.956	1:35.174	1:53.342	4.064	4.436	21.519	6.769	283.5	20:35	1:35:28.404
20	3	4:14.717B	39.325	1:34.734	2:00.658		4.515	21.853		285.0	20:39	1:39:43.121
21	2	8:43.829	5:02.272	1:40.967	2:00.590	4.011		22.631	9.363	191.5	20:48	1:48:26.950
22	2	4:20.699	43.235	1:38.571	1:58.893	4.324	4.514	22.787	8.158	281.2	20:52	1:52:47.649
23	2	4:17.532	41.217	1:37.497	1:58.818	4.021	4.595	22.762	8.709	285.0	20:57	1:57:05.181
24	2	4:14.116	40.195	1:36.895	1:57.026	4.087	4.505	22.218	7.586	281.2	21:01	2:01:19.297

88 **Team Felbermayr-Proton** Porsche 911 RSR (997)
 Bryce Miller Abdulaziz Al-Faisal LM GTE Pro
 Nick Tandy

1	1	25:53.189B	...	1:41.574	2:02.505			22.792		270.7	19:25	25:53.189
2	1	14:04.305	...	1:37.025	1:55.421	3.801		22.691	6.819	279.1	19:39	39:57.494
3	1	4:09.960	39.438	1:35.481	1:55.041	3.855	4.469	23.075	6.654	282.0	19:44	44:07.454
4	1	4:07.565	39.263	1:35.146	1:53.156	3.760	4.474	21.932	6.837	280.5	19:48	48:15.019
5	1	4:06.552	39.177	1:34.879	1:52.496	3.744	4.438	21.739	6.699	282.7	19:52	52:21.571
6	1	4:17.304B	39.320	1:35.589	2:02.395		4.426	22.306		283.5	19:56	56:38.875
7	3	10:30.141	6:59.047	1:36.700	1:54.394	3.828		22.357	6.866	279.8	20:07	1:07:09.016
8	3	4:10.764	39.312	1:36.183	1:55.269	4.009	4.467	21.760	7.731	287.2	20:11	1:11:19.780
9	3	4:09.220	39.599	1:34.720	1:54.901	3.839	4.507	22.869	7.008	283.5	20:15	1:15:29.000
10	3	4:07.688	38.998	1:35.198	1:53.492	3.797	4.455	21.668	6.930	281.2	20:19	1:19:36.688
11	3	4:17.915B	39.957	1:34.734	2:03.224		4.448	22.493		282.7	20:23	1:23:54.603
12	2	7:41.113	4:10.386	1:36.717	1:54.010	3.794		22.024	7.096	281.2	20:31	1:31:35.716
13	2	4:03.613	38.301	1:34.154	1:51.158	3.945	4.451	21.098	6.405	282.7	20:35	1:35:39.329
14	2	4:13.301B	38.550	1:34.742	2:00.009		4.493	21.419		285.7	20:39	1:39:52.630
15	2	6:22.269	2:54.247	1:34.614	1:53.408	3.778		21.319	7.443	282.0	20:46	1:46:14.899



24 HEURES DU MANS 2011



24 HEURES DU MANS

ILMC

Qualifying 2

Sector Analysis

■ Personal Best ■ Session Best **B** Crossing the finish line in pit lane

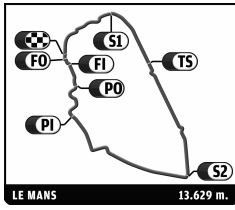
Lap	D	Time	Sector 1	Sector 2	Sector 3	T6	T7	Porsche	Ford	T. Spd	Hour	Elapsed
16	2	4:20.299 B	38.547	1:34.172	2:07.580		4.417	21.413		283.5	20:50	1:50:35.198

89	Hankook-Team Farnbacher										Ferrari 458 Italia
	Dominik Farnbacher	Leh Keen									LM GTE Pro
	Allan Simonsen										

1	1	5:28.779 B	1:45.627	1:39.320	2:03.832			23.837		227.8	19:05	5:28.779
2	1	8:51.387 B	5:07.608	1:35.284	2:08.495			21.997		279.8	19:14	14:20.166
3	1	36:00.528	...	1:38.278	1:53.602	3.676		22.082	6.747	274.8	19:50	50:20.694
4	1	4:12.200 B	38.351	1:34.731	1:59.118		4.378	21.025		283.5	19:54	54:32.894
5	1	7:09.771	3:44.645	1:34.723	1:50.403	3.641		20.749	6.350	282.0	20:01	1:01:42.665
6	1	4:00.691	37.745	1:33.051	1:49.895	3.627	4.387	20.497	6.145	283.5	20:05	1:05:43.356
7	1	3:59.862	37.675	1:32.475	1:49.712	3.652	4.381	20.716	6.258	287.2	20:09	1:09:43.218
8	1	4:55.293 B	38.066	1:33.223	2:44.004		4.378	21.996		285.7	20:14	1:14:38.511
9	1	10:21.265	6:56.742	1:34.018	1:50.505	3.603		20.802	6.398	281.2	20:24	1:24:59.776
10	1	4:01.310	38.287	1:33.283	1:49.740	3.612	4.357	20.658	6.331	284.2	20:29	1:29:01.086
11	1	4:01.222	37.752	1:33.140	1:50.330	3.648	4.365	20.668	6.288	284.2	20:33	1:33:02.308
12	1	4:10.647 B	38.925	1:33.896	1:57.826		4.375	21.518		284.2	20:37	1:37:12.955
13	1	5:34.429	2:05.895	1:35.248	1:53.286	3.552		22.318	6.453	282.0	20:42	1:42:47.384
14	1	3:59.519	37.505	1:32.738	1:49.276	3.673	4.338	20.403	6.431	284.2	20:46	1:46:46.903
15	1	4:16.308 B	40.381	1:34.444	2:01.483		4.385	20.933		248.3	20:51	1:51:03.211



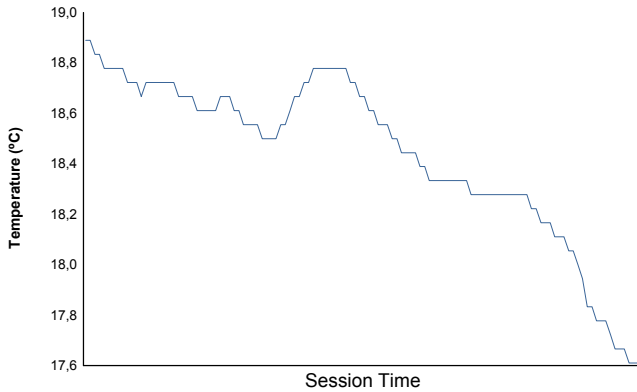
24 HEURES DU MANS 2011



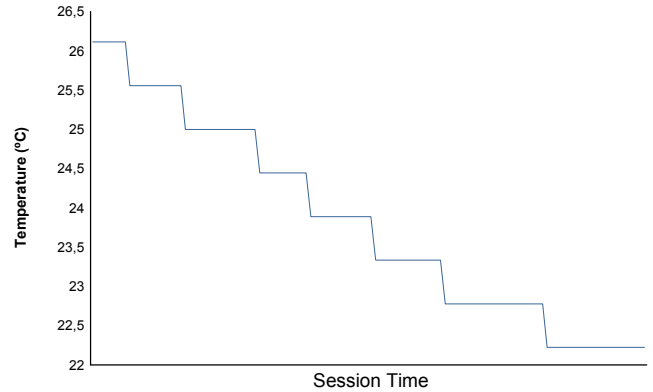
Computerised results and timing service

ILMC 24 HEURES DU MANS Qualifying 2 Weather Report

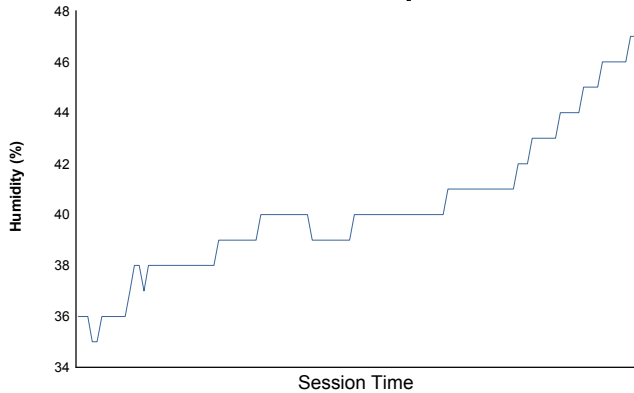
Air Temperature



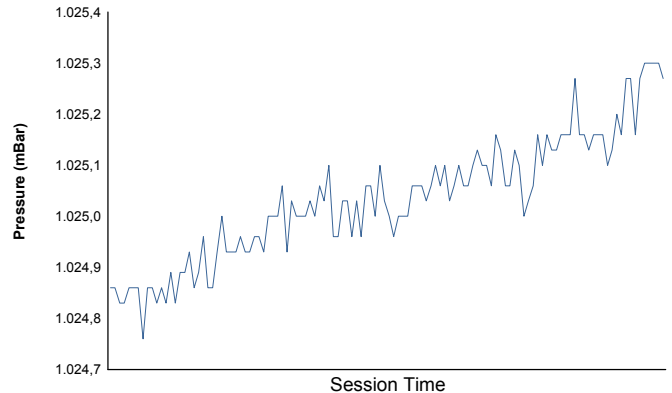
Track Temperature



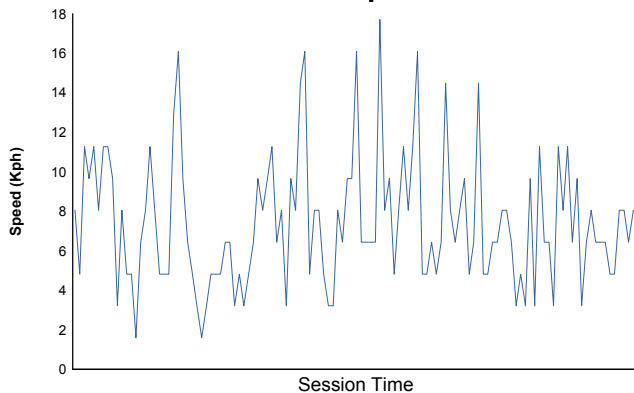
Humidity



Pressure

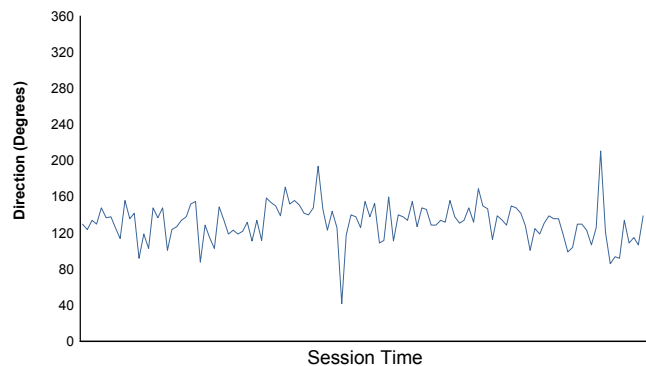


Wind Speed



Wind direction

North = 0°/360° Est = 90° South = 180° West = 270°



Track Status:

DRY