



# Wackersdorf | 07 - 10.06.2012

## CIK-FIA European KF2 Championship (Rd1)



# KF2



# KF2

## Warm-Up 1 C-D Results

### Document 44

Subject to scrutineering & sporting investigations

Rnk	No.	Entrant	Nat	Driver	Nat	Equipment	Sector 1	Sector 2	Sector 3	Time	Gap	Laps	dB
1	168	Intrepid Driver Program	ITA	<b>Verstappen, Max</b>	NLD	Intrepid / TM / Vega	22.094	20.367	19.620	<b>1:02.081</b>		8	105.0
2	171	RS-Motorsport	DEU	<b>Zimmermann, Tim</b>	DEU	Maranello / TM / Vega	21.808	20.717	19.927	<b>1:02.452</b>	0.371	8	106.0
3	75	Tony Kart Racing Team	ITA	<b>Chang Wing Chung, And</b>	MAC	Tony Kart / Vortex / Vega	21.941	20.780	20.512	<b>1:03.233</b>	1.152	7	105.8
4	138	Scuderia PCR Srl	ITA	<b>Peroni, Costantino</b>	ITA	PCR / Parilla / Vega	21.992	20.244	21.006	<b>1:03.242</b>	1.161	7	106.9
5	139	Tony Kart Racing Team	ITA	<b>Petjoi, Teemu Markus</b>	FIN	Tony Kart / Vortex / Vega	22.348	20.856	20.060	<b>1:03.264</b>	1.183	8	105.1
6	110	Team Komarov	RUS	<b>Karpov, Kirill</b>	RUS	Tony Kart / BMB / Vega	21.970	21.763	19.547	<b>1:03.280</b>	1.199	8	107.3
7	167	Vermeylen, Kenny	BEL	<b>Vermeylen, Kenny</b>	BEL	Tecno / Parilla / Vega	22.169	20.961	20.239	<b>1:03.369</b>	1.288	8	107.3
8	77	Maranello Kart	ITA	<b>Cucco, Stefano</b>	ITA	Maranello / BMB / Vega	22.551	20.964	19.885	<b>1:03.400</b>	1.319	8	107.1
9	66	Scuderia PCR Srl	ITA	<b>Valtanan, Juho</b>	FIN	PCR / Parilla / Vega	22.362	21.052	20.000	<b>1:03.414</b>	1.333	8	105.3
10	137	Daems Racing	BEL	<b>Pereira, Dylan</b>	LUX	Tony Kart / Vortex / Vega	21.947	21.461	20.028	<b>1:03.436</b>	1.355	8	107.4
11	106	Kosmic Racing Dept	ITA	<b>Ippolito, Paolo</b>	ITA	Kosmic / Vortex / Vega	22.183	21.232	20.040	<b>1:03.455</b>	1.374	8	106.2
12	70	Morsicani Racing	ITA	<b>Speedy, (A. Fuoco)</b>	ITA	Tony Kart / Vortex / Vega	22.685	20.932	19.916	<b>1:03.533</b>	1.452	8	106.3
13	100	VDK Racing	SWE	<b>Haublin, Thibaut</b>	BEL	Kosmic / Vortex / Vega	22.876	20.800	20.117	<b>1:03.793</b>	1.712	8	107.2
14	117	Ward Racing	SWE	<b>Kuusiniemi, Jussi</b>	FIN	Tony Kart / Vortex / Vega	22.699	21.021	20.147	<b>1:03.867</b>	1.786	8	106.2
15	146	ART Grand Prix Srl	ITA	<b>Ruuskanen, Joni</b>	FIN	ART GP / Parilla / Vega	22.034	20.665	21.185	<b>1:03.884</b>	1.803	6	105.7
16	124	Energy North Europe	FIN	<b>Mäntylä, Ville</b>	FIN	Energy / Parilla / Vega	22.750	20.928	20.219	<b>1:03.897</b>	1.816	8	106.7
17	87	Kosmic Racing Dept	ITA	<b>Fukuzumi, Nirei</b>	JPN	Kosmic / Vortex / Vega	22.301	21.248	20.464	<b>1:04.013</b>	1.932	8	104.8
18	95	Comer	ITA	<b>Guazzaroni, Alessio</b>	ITA	Top Kart / Parilla / Vega	23.149	20.764	20.169	<b>1:04.082</b>	2.001	8	107.2
19	67	PDB Racing Team	NLD	<b>Affolter, Joel</b>	NLD	Gillard / Parilla / Vega	22.696	21.237	20.316	<b>1:04.249</b>	2.168	8	106.8
20	114	OK Kart V ACR	CZE	<b>Kocka, Ondrej</b>	CZE	Maranello / BMB / Vega	23.162	20.722	20.492	<b>1:04.376</b>	2.295	8	108.0
21	169	Chiesa Corse	ITA	<b>Vivacqua C.De Olivie Thi</b>	BRA	Zanardi / Parilla / Vega	23.012	21.544	20.086	<b>1:04.642</b>	2.561	8	106.6
22	164	Daems Racing	BEL	<b>Vandenbroek, Shane</b>	BEL	Tony Kart / Vortex / Vega	22.800	21.232	20.627	<b>1:04.659</b>	2.578	7	106.7
23	78	Praga Kart Racing	CZE	<b>Dabski, Karol</b>	POL	Praga / Parilla / Vega	22.652	21.542	20.906	<b>1:05.100</b>	3.019	8	
24	120	Tony Kart Racing Team	ITA	<b>Ling, Kang</b>	CHN	Tony Kart / Vortex / Vega	23.159	21.537	20.427	<b>1:05.123</b>	3.042	8	103.8
25	162	CRG SpA	ITA	<b>Tiene, Felice</b>	ITA	CRG / BMB / Vega	23.007	21.865	20.449	<b>1:05.321</b>	3.240	7	107.8
26	57	Energy North Europe	FIN	<b>Tiihonen, Niklas</b>	FIN	Energy / Parilla / Vega	23.071	21.925	20.775	<b>1:05.771</b>	3.690	7	107.5
27	82	Albatros	RUS	<b>Dlougy, Dmitry</b>	RUS	Tony Kart / Vortex / Vega	22.708	21.775	21.382	<b>1:05.865</b>	3.784	7	107.0
28	84	Nees Racing	DEU	<b>Erle, Fabian</b>	DEU	Maranello / TM / Vega	24.175	21.579	20.228	<b>1:05.982</b>	3.901	7	106.1
29	150	Pro Kart Racing Team	DEU	<b>Schönlebe, Stephan</b>	DEU	RK / BMB / Vega	24.000	21.920	20.661	<b>1:06.581</b>	4.500	8	106.5
30	88	GA co Racing	NOR	<b>Funder, Chris-Robin</b>	NOR	Tony Kart / Vortex / Vega	23.464	22.162	21.198	<b>1:06.824</b>	4.743	8	104.6
31	112	Tony Kart Racing Team	ITA	<b>Kiyohara, Ryota</b>	JPN	Tony Kart / Vortex / Vega	23.574	22.380	21.514	<b>1:07.468</b>	5.387	7	105.3

Start Time : 08/06/2012 - 09:17:08

Best Lap : No.168 Verstappen, Max

1:02.081 70.86 Kph

Weather : Cloudy Air : 17°C Track : Wet

Event Record : No.170 Waldherr, Michael

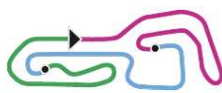
48.883 89.99 Kph

Wackersdorf (DEU) - 07/06/2012 - 10/06/2012

Page 1 / 1

CIK-FIA

Apex Timing





# Wackersdorf | 07 - 10.06.2012

## CIK-FIA European KF2 Championship (Rd1)



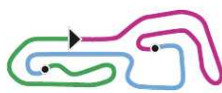
### KF2

### Warm-Up 1 C-D

### Best Sectors Analysis

For information purposes. No official / regulatory value

S1			S2			S3			Ideal Lap Times						
Rnk	No.	Time	Rnk	No.	Time	Rnk	No.	Time	Rnk	No.	Driver	Nat	Ideal Lap	Best Lap	Diff.
1	171	21.808	1	139	20.233	1	110	19.547	1	168	Verstappen, Max	NLD	1:02.081	1:02.081	
2	75	21.941	2	169	20.238	2	168	19.620	2	171	Zimmermann, Tim	DEU	1:02.088	1:02.452	0.364
3	137	21.947	3	138	20.244	3	77	19.885	3	139	Petjoi, Teemu Markus	FIN	1:02.641	1:03.264	0.623
4	110	21.970	4	171	20.353	4	70	19.916	4	169	Vivacqua C.De Olivie Thiago	BRA	1:02.792	1:04.642	1.850
5	138	21.992	5	168	20.367	5	171	19.927	5	138	Peroni, Costantino	ITA	1:02.846	1:03.242	0.396
6	146	22.034	6	146	20.665	6	66	20.000	6	75	Chang Wing Chung, Andy	MAC	1:02.881	1:03.233	0.352
7	168	22.094	7	114	20.722	7	137	20.022	7	167	Vermeylen, Kenny	BEL	1:03.134	1:03.369	0.235
8	167	22.169	8	167	20.726	8	106	20.040	8	110	Karpov, Kirill	RUS	1:03.142	1:03.280	0.138
9	106	22.183	9	95	20.764	9	139	20.060	9	106	Ippolito, Paolo	ITA	1:03.201	1:03.455	0.254
10	87	22.301	10	75	20.780	10	169	20.086	10	146	Ruuskanen, Joni	FIN	1:03.256	1:03.884	0.628
11	66	22.324	11	100	20.800	11	100	20.117	11	77	Cucco, Stefano	ITA	1:03.318	1:03.400	0.082
12	139	22.348	12	124	20.928	12	117	20.147	12	66	Valtanen, Juho	FIN	1:03.376	1:03.414	0.038
13	169	22.468	13	70	20.932	13	75	20.160	13	137	Pereira, Dylan	LUX	1:03.416	1:03.436	0.020
14	77	22.469	14	77	20.964	14	95	20.169	14	70	Speedy, (A. Fuoco)	ITA	1:03.533	1:03.533	
15	78	22.652	15	106	20.978	15	124	20.219	15	95	Guazzaroni, Alessio	ITA	1:03.766	1:04.082	0.316
16	70	22.685	16	117	21.021	16	84	20.228	16	100	Haublin, Thibaut	BEL	1:03.793	1:03.793	
17	67	22.696	17	66	21.052	17	167	20.239	17	117	Kuusiniemi, Jussi	FIN	1:03.867	1:03.867	
18	117	22.699	18	78	21.228	18	67	20.316	18	124	Mäntylä, Ville	FIN	1:03.897	1:03.897	
19	82	22.708	19	164	21.232	19	162	20.422	19	87	Fukuzumi, Nirei	JPN	1:04.013	1:04.013	
20	124	22.750	20	67	21.237	20	120	20.427	20	114	Kocka, Ondrej	CZE	1:04.181	1:04.376	0.195
21	57	22.788	21	87	21.248	21	87	20.464	21	67	Affolter, Joel	NLD	1:04.249	1:04.249	
22	164	22.800	22	82	21.414	22	114	20.492	22	164	Vandenbroek, Shane	BEL	1:04.659	1:04.659	
23	95	22.833	23	137	21.447	23	146	20.557	23	78	Dabski, Karol	POL	1:04.786	1:05.100	0.314
24	112	22.842	24	120	21.537	24	138	20.610	24	120	Ling, Kang	CHN	1:04.912	1:05.123	0.211
25	100	22.876	25	84	21.579	25	164	20.627	25	162	Tiene, Felice	ITA	1:05.055	1:05.321	0.266
26	120	22.948	26	110	21.625	26	150	20.661	26	84	Erle, Fabian	DEU	1:05.461	1:05.982	0.521
27	114	22.967	27	162	21.626	27	57	20.775	27	57	Tiihonen, Niklas	FIN	1:05.488	1:05.771	0.283
28	162	23.007	28	112	21.734	28	78	20.906	28	82	Dlougy, Dmitry	RUS	1:05.504	1:05.865	0.361
29	150	23.289	29	150	21.920	29	88	21.198	29	150	Schönlebe, Stephan	DEU	1:05.870	1:06.581	0.711
30	88	23.464	30	57	21.925	30	82	21.382	30	112	Kiyohara, Ryota	JPN	1:06.090	1:07.468	1.378
31	84	23.654	31	88	22.108	31	112	21.514	31	88	Funder, Chris-Robin	NOR	1:06.770	1:06.824	0.054





# Wackersdorf | 07 - 10.06.2012

## CIK-FIA European KF2 Championship (Rd1)



# KF2

## KF2 Warm-Up 1 C-D Analysis

For information purposes. No official / regulatory value

Laps	Sector 1	Sector 2	Sector 3	Lap Time
<b>No.57 Tiihonen, Niklas</b>				
1	24.997	22.648	21.520	1:09.165
2	23.863	22.838	21.467	1:08.168
3	23.626	22.412	20.791	1:06.829
4	23.092	21.962	20.807	1:05.861
5	<b>22.788</b>	22.795	21.273	1:06.856
6	23.071	<b>21.925</b>	<b>20.775</b>	<b>1:05.771</b>
7	23.306	22.043	22.260	1:07.609

Laps	Sector 1	Sector 2	Sector 3	Lap Time
<b>No.66 Valtanen, Juho</b>				
1	24.934	23.476	22.150	1:10.560
2	24.087	22.473	22.121	1:08.681
3	23.597	22.572	21.637	1:07.806
4	23.216	22.354	21.218	1:06.788
5	22.736	22.736	20.709	1:06.181
6	22.479	21.673	20.604	1:04.756
7	<b>22.324</b>	21.207	20.407	1:03.938
8	22.362	<b>21.052</b>	<b>20.000</b>	<b>1:03.414</b>

Laps	Sector 1	Sector 2	Sector 3	Lap Time
<b>No.67 Affolter, Joel</b>				
1	24.755	23.489	21.812	1:10.056
2	24.451	22.916	21.687	1:09.054
3	24.306	22.896	21.441	1:08.643
4	23.736	22.607	21.058	1:07.401
5	23.361	22.056	20.699	1:06.116
6	23.303	22.265	20.733	1:06.301
7	22.881	22.100	20.869	1:05.850
8	<b>22.696</b>	<b>21.237</b>	<b>20.316</b>	<b>1:04.249</b>

Laps	Sector 1	Sector 2	Sector 3	Lap Time
<b>No.70 Speedy, (A. Fuoco)</b>				
1	24.514	23.366	21.869	1:09.749
2	24.584	22.649	21.753	1:08.986
3	23.780	22.895	20.693	1:07.368
4	23.581	22.072	20.777	1:06.430
5	23.256	22.283	20.544	1:06.083
6	22.744	21.464	20.708	1:04.916
7	22.736	21.728	19.994	1:04.458
8	<b>22.685</b>	<b>20.932</b>	<b>19.916</b>	<b>1:03.533</b>

Laps	Sector 1	Sector 2	Sector 3	Lap Time
<b>No.75 Chang Wing Chung, Andy</b>				
1	25.862	24.270	22.160	1:12.292
2	24.959	23.255	21.865	1:10.079
3	24.744	22.690	22.424	1:09.858
4	23.633	22.634	21.410	1:07.677
5	23.349	22.125	22.417	1:07.891
6	1:14.152	21.390	<b>20.160</b>	1:55.702
7	<b>21.941</b>	<b>20.780</b>	20.512	<b>1:03.233</b>

Laps	Sector 1	Sector 2	Sector 3	Lap Time
<b>No.77 Cucco, Stefano</b>				
1	27.980	23.971	23.026	1:14.977
2	26.030	22.643	22.728	1:11.401
3	24.100	22.524	20.676	1:07.300

Laps	Sector 1	Sector 2	Sector 3	Lap Time
4	23.549	22.118	20.407	1:06.074
5	23.603	21.695	19.992	1:05.290
6	22.963	21.691	20.584	1:05.238
7	<b>22.469</b>	21.514	19.951	1:03.934
8	22.551	<b>20.964</b>	<b>19.885</b>	<b>1:03.400</b>

Laps	Sector 1	Sector 2	Sector 3	Lap Time
<b>No.78 Dabski, Karol</b>				
1	25.658	23.427	22.299	1:11.384
2	24.025	23.253	21.570	1:08.848
3	24.356	22.382	21.277	1:08.015
4	23.791	22.095	21.082	1:06.968
5	22.778	21.790	21.316	1:05.884
6	24.054	22.059	21.254	1:07.367
7	<b>22.652</b>	21.542	<b>20.906</b>	<b>1:05.100</b>
8	22.755	<b>21.228</b>	23.001	1:06.984

Laps	Sector 1	Sector 2	Sector 3	Lap Time
<b>No.82 Dlouhy, Dmitry</b>				
1	25.485	23.335	22.533	1:11.353
2	24.433	22.728	22.113	1:09.274
3	23.878	22.268	22.155	1:08.301
4	23.383	22.444	21.944	1:07.771
5	22.963	21.664	21.820	1:06.447
6	22.908	<b>21.414</b>	21.779	1:06.101
7	<b>22.708</b>	21.775	<b>21.382</b>	<b>1:05.865</b>

Laps	Sector 1	Sector 2	Sector 3	Lap Time
<b>No.84 Erle, Fabian</b>				
1	28.517	24.912	23.373	1:16.802
2	27.220	23.994	23.798	1:15.012
3	25.837	23.998	22.762	1:12.597
4	24.284	22.984	23.185	1:10.453
5	24.307	22.886	22.598	1:09.791
6	<b>23.654</b>	24.625	20.960	1:09.239
7	24.175	<b>21.579</b>	<b>20.228</b>	<b>1:05.982</b>

Laps	Sector 1	Sector 2	Sector 3	Lap Time
<b>No.87 Fukuzumi, Nirei</b>				
1	25.739	23.390	24.848	1:13.977
2	24.748	22.751	21.726	1:09.225
3	24.263	22.753	21.953	1:08.969
4	23.504	22.342	21.463	1:07.309
5	23.156	21.720	21.270	1:06.146
6	22.755	22.005	20.746	1:05.506
7	22.552	22.071	21.545	1:06.168
8	<b>22.301</b>	<b>21.248</b>	<b>20.464</b>	<b>1:04.013</b>

Laps	Sector 1	Sector 2	Sector 3	Lap Time
<b>No.88 Funder, Chris-Robin</b>				
1	27.660	24.047	22.684	1:14.391
2	24.867	23.322	21.702	1:09.891
3	24.530	22.970	21.997	1:09.497
4	24.101	22.510	21.937	1:08.548
5	24.045	22.242	21.422	1:07.709
6	23.837	22.168	22.009	1:08.014
7	<b>23.464</b>	22.162	<b>21.198</b>	<b>1:06.824</b>

Laps	Sector 1	Sector 2	Sector 3	Lap Time
8	23.598	<b>22.108</b>	23.477	1:09.183

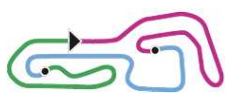
Laps	Sector 1	Sector 2	Sector 3	Lap Time
<b>No.95 Guazzaroni, Alessio</b>				
1	25.739	23.545	22.540	1:11.824
2	25.643	23.156	22.186	1:10.985
3	24.547	22.897	21.801	1:09.245
4	24.465	22.558	22.616	1:09.639
5	51.164	22.291	20.764	1:34.219
6	23.117	21.576	21.052	1:05.745
7	<b>22.833</b>	21.641	20.294	1:04.768
8	23.149	<b>20.764</b>	<b>20.169</b>	<b>1:04.082</b>

Laps	Sector 1	Sector 2	Sector 3	Lap Time
<b>No.100 Haublín, Thibaut</b>				
1	25.986	24.127	23.008	1:13.121
2	25.849	23.397	22.440	1:11.686
3	24.822	23.168	22.094	1:10.084
4	24.455	22.089	21.432	1:07.976
5	23.875	21.983	21.295	1:07.153
6	23.250	21.301	21.334	1:05.885
7	22.931	21.435	20.880	1:05.246
8	<b>22.876</b>	<b>20.800</b>	<b>20.117</b>	<b>1:03.793</b>

Laps	Sector 1	Sector 2	Sector 3	Lap Time
<b>No.106 Ippolito, Paolo</b>				
1	24.605	23.170	22.065	1:09.840
2	24.488	23.072	21.926	1:09.486
3	23.976	22.192	21.508	1:07.676
4	23.493	22.370	21.081	1:06.944
5	23.494	22.071	20.629	1:06.194
6	22.773	21.737	20.752	1:05.262
7	22.385	<b>20.978</b>	20.474	1:03.837
8	<b>22.183</b>	21.232	<b>20.040</b>	<b>1:03.455</b>

Laps	Sector 1	Sector 2	Sector 3	Lap Time
<b>No.110 Karpov, Kirill</b>				
1	25.691	23.429	22.462	1:11.582
2	24.914	23.270	21.769	1:09.953
3	24.155	22.676	21.623	1:08.454
4	23.474	22.116	21.426	1:07.016
5	23.227	22.104	20.950	1:06.281
6	22.815	<b>21.625</b>	20.831	1:05.271
7	22.426	21.631	20.369	1:04.426
8	<b>21.970</b>	21.763	<b>19.547</b>	<b>1:03.280</b>

Laps	Sector 1	Sector 2	Sector 3	Lap Time
<b>No.112 Kiyohara, Ryota</b>				
1	27.999	23.707	22.328	1:14.034
2	24.343	24.331	22.325	1:10.999
3	24.639	23.950	21.592	1:10.181
4	23.860	22.396	22.498	1:08.754
5	23.574	22.380	<b>21.514</b>	<b>1:07.468</b>
6	24.974	<b>21.734</b>	21.976	1:08.684
7	<b>22.842</b>	1:40.795	22.306	2:25.943





# Wackersdorf | 07 - 10.06.2012

## CIK-FIA European KF2 Championship (Rd1)



### KF2 Warm-Up 1 C-D Analysis

For information purposes. No official / regulatory value

Laps	Sector 1	Sector 2	Sector 3	Lap Time
<b>No.114 Kocka, Ondrej</b>				
1	27.356	23.925	22.351	1:13.632
2	26.091	23.373	22.423	1:11.887
3	24.756	22.856	22.204	1:09.816
4	23.694	22.328	20.871	1:06.893
5	23.802	22.492	21.339	1:07.633
6	24.058	21.932	21.138	1:07.128
7	<b>22.967</b>	21.092	20.827	1:04.886
8	23.162	<b>20.722</b>	<b>20.492</b>	<b>1:04.376</b>

Laps	Sector 1	Sector 2	Sector 3	Lap Time
<b>No.117 Kuusiniemi, Jussi</b>				
1	24.799	23.113	22.014	1:09.926
2	24.314	22.537	21.642	1:08.493
3	23.737	22.476	21.379	1:07.592
4	23.774	22.391	21.245	1:07.410
5	23.069	22.054	20.664	1:05.787
6	22.817	21.253	20.726	1:04.796
7	22.787	22.613	20.478	1:05.878
8	<b>22.699</b>	<b>21.021</b>	<b>20.147</b>	<b>1:03.867</b>

Laps	Sector 1	Sector 2	Sector 3	Lap Time
<b>No.120 Ling, Kang</b>				
1	24.864	23.847	21.624	1:10.335
2	25.336	23.959	22.618	1:11.913
3	24.079	23.461	21.587	1:09.127
4	23.819	22.381	21.950	1:08.150
5	23.420	22.400	21.866	1:07.686
6	23.320	23.037	21.409	1:07.766
7	23.159	<b>21.537</b>	<b>20.427</b>	<b>1:05.123</b>
8	<b>22.948</b>	21.568	21.076	1:05.592

Laps	Sector 1	Sector 2	Sector 3	Lap Time
<b>No.124 Mäntylä, Ville</b>				
1	24.667	22.781	22.028	1:09.476
2	25.028	22.979	21.968	1:09.975
3	24.240	22.511	21.242	1:07.993
4	23.413	22.057	21.225	1:06.695
5	23.400	21.759	20.940	1:06.099
6	23.228	21.745	20.684	1:05.657
7	22.930	21.727	20.667	1:05.324
8	<b>22.750</b>	<b>20.928</b>	<b>20.219</b>	<b>1:03.897</b>

Laps	Sector 1	Sector 2	Sector 3	Lap Time
<b>No.137 Pereira, Dylan</b>				
1	24.750	22.658	22.003	1:09.411
2	24.139	22.714	21.188	1:08.041
3	23.178	22.114	21.063	1:06.355
4	23.003	22.366	21.026	1:06.395
5	22.759	21.991	20.632	1:05.382
6	22.596	<b>21.447</b>	20.049	1:04.092
7	22.111	21.536	<b>20.022</b>	1:03.669
8	<b>21.947</b>	21.461	20.028	<b>1:03.436</b>

Laps	Sector 1	Sector 2	Sector 3	Lap Time
<b>No.138 Peroni, Costantino</b>				
1	28.146	23.697	24.340	1:16.183
2	25.178	22.956	23.972	1:12.106
3	25.337	22.438	23.942	1:11.717
4	1:50.696	21.650	21.200	2:33.546
5	22.827	21.202	21.382	1:05.411
6	22.742	20.626	<b>20.610</b>	1:03.978
7	<b>21.992</b>	<b>20.244</b>	21.006	<b>1:03.242</b>

Laps	Sector 1	Sector 2	Sector 3	Lap Time
<b>No.139 Petjoi, Teemu Markus</b>				
1	24.819	23.490	22.640	1:10.949
2	24.328	22.799	21.643	1:08.770
3	23.928	22.335	21.002	1:07.265
4	23.379	22.230	20.636	1:06.245
5	23.294	21.968	21.688	1:06.950
6	22.856	21.093	20.958	1:04.907
7	<b>22.348</b>	<b>20.856</b>	<b>20.060</b>	<b>1:03.264</b>
8	22.871	<b>20.233</b>	20.492	1:03.596

Laps	Sector 1	Sector 2	Sector 3	Lap Time
<b>No.146 Ruuskanen, Joni</b>				
1	24.032	22.993	21.208	1:08.233
2	23.631	22.487	21.146	1:07.264
3	23.549	22.520	20.973	1:07.042
4	23.033	22.236	21.299	1:06.568
5	1:13.598	20.866	<b>20.557</b>	1:55.021
6	<b>22.034</b>	<b>20.665</b>	21.185	<b>1:03.884</b>

Laps	Sector 1	Sector 2	Sector 3	Lap Time
<b>No.150 Schönlebe, Stephan</b>				
1	25.542	24.642	22.171	1:12.355
2	25.102	23.425	21.590	1:10.117
3	24.620	23.245	21.479	1:09.344
4	23.461	23.364	21.652	1:08.477
5	23.900	23.016	21.267	1:08.183
6	24.000	<b>21.920</b>	<b>20.661</b>	<b>1:06.581</b>
7	<b>23.289</b>	28.299	21.689	1:13.277
8	23.471	24.000	22.421	1:09.892

Laps	Sector 1	Sector 2	Sector 3	Lap Time
<b>No.162 Tiene, Felice</b>				
1	26.691	23.728	21.418	1:11.837
2	23.947	23.191	20.991	1:08.129
3	23.787	22.365	21.001	1:07.153
4	23.314	21.926	<b>20.422</b>	1:05.662
5	<b>23.007</b>	21.865	20.449	<b>1:05.321</b>
6	23.175	<b>21.626</b>	20.729	1:05.530
7	1:35.765	27.195	24.078	2:27.038

Laps	Sector 1	Sector 2	Sector 3	Lap Time
<b>No.164 Vandenbroek, Shane</b>				
1	24.931	23.692	22.047	1:10.670
2	24.577	23.222	21.495	1:09.294
3	24.027	22.474	21.231	1:07.732
4	23.560	22.335	20.854	1:06.749
5	23.595	21.716	21.000	1:06.311

Laps	Sector 1	Sector 2	Sector 3	Lap Time
6	23.354	30.006	20.876	1:14.236
7	<b>22.800</b>	<b>21.232</b>	<b>20.627</b>	<b>1:04.659</b>

Laps	Sector 1	Sector 2	Sector 3	Lap Time
<b>No.167 Vermeulen, Kenny</b>				
1	24.678	22.661	21.706	1:09.045
2	23.758	22.736	21.300	1:07.794
3	24.146	22.171	20.962	1:07.279
4	23.188	21.864	21.541	1:06.593
5	23.424	21.158	20.679	1:05.261
6	22.432	21.482	20.787	1:04.701
7	<b>22.169</b>	20.961	<b>20.239</b>	<b>1:03.369</b>
8	22.227	<b>20.726</b>	20.969	1:03.922

Laps	Sector 1	Sector 2	Sector 3	Lap Time
<b>No.168 Verstappen, Max</b>				
1	28.020	23.878	22.948	1:14.846
2	26.337	23.574	23.376	1:13.287
3	26.071	22.598	23.070	1:11.739
4	24.376	21.855	21.112	1:07.343
5	23.272	21.186	20.828	1:05.286
6	23.488	20.895	19.959	1:04.342
7	22.342	20.696	19.864	1:02.902
8	<b>22.094</b>	<b>20.367</b>	<b>19.620</b>	<b>1:02.081</b>

Laps	Sector 1	Sector 2	Sector 3	Lap Time
<b>No.169 Vivacqua C.De Olivie Thiago</b>				
1	24.411	22.794	21.942	1:09.147
2	23.722	22.531	21.210	1:07.463
3	23.628	22.477	21.146	1:07.251
4	23.117	22.232	20.908	1:06.257
5	<b>22.468</b>	21.823	20.423	1:04.714
6	23.012	21.544	<b>20.086</b>	<b>1:04.642</b>
7	22.557	21.307	21.327	1:05.191
8	1:24.216	<b>20.238</b>	20.152	2:04.606

Laps	Sector 1	Sector 2	Sector 3	Lap Time
<b>No.171 Zimmermann, Tim</b>				
1	25.086	25.030	22.376	1:12.492
2	24.278	23.015	21.932	1:09.225
3	23.289	22.834	21.738	1:07.861
4	22.822	22.630	25.817	1:11.269
5	23.085	21.948	20.969	1:06.002
6	22.135	21.212	20.369	1:03.716
7	<b>21.808</b>	20.717	<b>19.927</b>	<b>1:02.452</b>
8	22.282	<b>20.353</b>	20.081	1:02.716

