



Wackersdorf | 07 - 10.06.2012

CIK-FIA European KF2 Championship (Rd1)



KF2



KF2

Qualifying Heat C-G Results

Document 64

Subject to scrutineering & sporting investigations

Rnk	No.	Entrant	Nat	Driver	Nat	Equipment	Laps	Gap	Interv.	Best Lap	Points	dB
1	168	Intrepid Driver Program	ITA	Verstappen, Max	NLD	Intrepid / TM / Vega	13			49.402	0	105.4
2	54	Tony Kart Racing Team	ITA	Camponeschi, Flavio	ITA	Tony Kart / Vortex / Vega	13	2.095	2.095	49.323	2	105.1
3	57	Energy North Europe	FIN	Tiihonen, Niklas	FIN	Energy / Parilla / Vega	13	3.360	1.265	49.426	3	106.2
4	59	Formula K	ITA	Hubert, Anthoine	FRA	FK / TM / Vega	13	5.755	2.395	49.543	4	105.8
5	78	Praga Kart Racing	CZE	Dabski, Karol	CZE	Praga / Parilla / Vega	13	6.132	0.377	49.529	5	104.7
6	137	Daems Racing	BEL	Pereira, Dylan	LUX	Tony Kart / Vortex / Vega	13	7.182	1.050	49.566	6	106.5
7	166	CRG SpA	ITA	Varley, Luke	GBR	LH / BMB / Vega	13	9.887	2.705	49.536	7	107.1
8	148	Comer	ITA	Savona, Federico	ITA	Top Kart / Parilla / Vega	13	11.272	1.385	49.788	8	105.6
9	63	PF International Karting	GBR	Litchfield, Mark	GBR	Zanardi / Parilla / Vega	13	12.272	1.000	49.911	9	107.3
10	70	Morsicani Racing	ITA	Speedy, (A. Fuoco)	ITA	Tony Kart / Vortex / Vega	13	12.305	0.033	49.283	10	105.7
11	155	LH Racing Team	SWE	Sorensen, Christian	DNK	LH / BMB / Vega	13	13.273	0.968	49.414	11	107.6
12	147	Comer	ITA	Santilli, Alessio	ITA	Top Kart / Parilla / Vega	13	17.232	3.959	49.665	12	105.6
13	66	Scuderia PCR Srl	ITA	Valtanan, Juho	FIN	PCR / Parilla / Vega	13	19.134	1.902	49.703	13	106.7
14	142	Millennium Motorsport	GBR	Pym, Hannah	GBR	Intrepid / TM / Vega	13	19.255	0.121	50.150	14	104.6
15	127	CRG SpA	ITA	Merisalo, Kalle	FIN	CRG / Parilla / Vega	13	21.147	1.892	50.066	15	106.7
16	117	Ward Racing	SWE	Kuusiniemi, Jussi	FIN	Tony Kart / Vortex / Vega	13	22.200	1.053	49.974	16	106.4
17	157	RK Racing Team	AUT	Stüger, Florian	GER	RK / BMB / Vega	13	22.223	0.023	50.116	17	105.5
18	150	Pro Kart Racing Team	DEU	Schönlebe, Stephan	DEU	RK / BMB / Vega	13	23.757	1.534	50.092	18	107.5
19	169	Chiesa Corse	ITA	Vivacqua C.De Olivie Thiago	BRA	Zanardi / Parilla / Vega	13	24.717	0.960	49.612	19	106.5
20	67	PDB Racing Team	NLD	Affolter, Joel	NLD	Gillard / Parilla / Vega	13	25.003	0.286	49.661	20	106.0
21	112	Tony Kart Racing Team	ITA	Kiyohara, Ryota	JPN	Tony Kart / Vortex / Vega	13	25.806	0.803	49.461	21	105.3
22	124	Energy North Europe	FIN	Mäntylä, Ville	FIN	Energy / Parilla / Vega	13	30.868	5.062	49.689	22	106.3
23	93	GP Racing	ITA	Gonzales, Nicolas	FRA	GP / TM / Vega	13	33.068	2.200	49.846	23	106.4
24	156	ADAC Motorsport	DEU	Speck, Lucas	DEU	Mach 1 / TM / Vega	13	34.362	1.294	49.714	24	
25	138	Scuderia PCR Srl	ITA	Peroni, Costantino	ITA	PCR / Parilla / Vega	13	39.486	5.124	50.243	25	105.4
26	88	GA co Racing	NOR	Funder, Chris-Robin	NOR	Tony Kart / Vortex / Vega	13	46.189	6.703	50.783	26	105.3
27	111	Tony Kart Racing Team	ITA	Kasai, Takashi	JPN	Tony Kart / Vortex / Vega	13	47.974	1.785	49.876	27	105.8
28	84	Nees Racing	DEU	Erle, Fabian	DEU	Maranello / TM / Vega	2	11 Laps	11 Laps	53.733	28	
29	125	Marcon, Alessandro	ITA	Marcon, Nicola	ITA	Tony Kart / TM / Vega	0	13 Laps	2 Laps		29	
30	82	Albatros	RUS	Dlougy, Dmitry	RUS	Tony Kart / Vortex / Vega	0	13 Laps			30	

Not Classified

	92	CRG SpA	ITA	Girard, Ingrid	FRA	CRG / BMB / Vega		Excluded		49.569	34	108.3
--	----	---------	-----	-----------------------	-----	------------------	--	-----------------	--	--------	-----------	-------

No.92 Girard, Ingrid : Black Flag

Start Time : 09/06/2012 - 14:37:41

Best Lap : No.70 Speedy, (A. Fuoco)

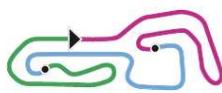
49.283 89.26 Kph

Weather : Slightly cloudy Air : 17°C Track : Dry

Event Record : No.170 Waldherr, Michael

48.883 89.99 Kph

Wackersdorf (DEU) - 07/06/2012 - 10/06/2012





Wackersdorf | 07 - 10.06.2012

CIK-FIA European KF2 Championship (Rd1)



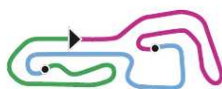
KF2



KF2 Qualifying Heat C-G Lap Chart

For information purposes. No official / regulatory value

	1	2	3	4	5	6	7	8	9	10	11	12	13	14	15	16	17	18	19	20	21	22	23	24	25	26	27	28	29	30	31
Grid	168	54	70	59	57	156	67	92	112	63	137	148	66	125	124	166	117	155	78	147	138	111	169	157	84	127	82	142	88	93	150
Start	54	168	70	59	57	156	67	92	112	63	137	66	148	124	125	117	78	166	138	169	155	147	157	84	111	127	142	150	93	88	
Lap 1 Interval	168 1.2	54 0.0	156 0.1	57 0.1	70 0.0	137 0.1	148 0.1	78 0.1	92 0.4	59 0.7	112 0.3	63 0.2	117 0.3	157 0.2	111 0.1	166 0.5	84 0.2	150 0.0	124 0.1	147 0.1	155 0.9	127 0.1	66 0.3	93 0.2	88 0.2	142 0.4	67 12.2	169 1.4	138 7.5		
Lap 2	168 1.7	57 0.2	54 0.4	137 0.2	148 0.0	156 0.1	78 0.1	92 0.1	59 0.0	112 1.6	63 0.4	70 0.5	157 0.3	111 0.1	117 0.0	166 0.1	150 0.2	84 0.1	124 0.1	147 1.0	66 0.2	155 0.1	88 0.3	142 0.1	127 0.3	67 10.8	93 0.5	169 0.8	138 7.9		
Lap 3	168 2.1	57 0.3	54 1.2	137 0.1	78 0.1	156 0.0	59 0.0	92 0.3	148 0.4	112 0.2	70 0.7	63 0.1	166 1.3	124 0.3	157 1.9	66 0.1	147 0.1	155 0.0	142 0.2	88 0.2	127 0.1	117 4.8	150 1.6	67 3.6	169 0.9	93 0.5	138 8.0	111 6.6			
Lap 4	168 1.8	57 0.3	54 1.8	78 0.3	137 0.0	156 0.3	92 0.1	148 0.5	112 0.1	70 0.6	63 0.0	166 1.2	124 0.2	66 2.2	147 0.6	155 0.1	142 0.2	127 0.5	88 1.6	157 0.3	117 2.4	150 1.5	67 3.2	169 0.7	93 1.1	138 8.3	111 8.1				
Lap 5	168 1.9	57 0.4	54 2.0	78 0.6	137 0.2	156 0.6	92 0.5	148 0.3	112 0.0	66 0.8	124 0.4	70 3.0	66 0.0	155 0.1	147 0.2	142 0.2	127 0.5	88 1.6	157 0.3	117 2.4	150 1.2	67 3.5	169 0.2	112 0.9	93 0.5	138 8.4	111 9.0				
Lap 6	168 2.1	57 0.1	54 2.4	78 0.1	137 0.7	156 0.9	92 0.2	148 0.7	63 0.5	166 0.3	156 0.0	124 0.0	70 2.7	155 0.4	142 0.7	127 0.7	147 1.6	157 0.6	66 1.0	117 0.8	150 1.0	67 3.4	169 0.2	93 1.9	112 0.2	88 8.2	138 0.3	111 8.9			
Lap 7	168 2.6	54 0.2	57 2.2	59 0.2	78 0.6	137 1.3	148 0.4	92 0.3	63 0.1	166 0.1	156 0.7	124 0.1	70 2.1	155 0.3	142 1.3	127 0.8	147 1.1	157 0.9	66 0.7	117 0.9	150 1.3	67 3.2	169 0.1	93 1.8	112 0.4	138 9.3	88 0.6	111 7.9			
Lap 8	168 2.7	54 0.5	57 2.0	59 0.2	78 0.8	137 1.5	148 0.1	92 0.5	63 0.1	166 0.1	124 1.0	156 0.1	70 1.5	155 0.4	142 2.3	127 0.8	147 0.6	157 1.1	66 0.2	117 1.4	150 1.2	169 3.7	67 0.1	93 1.0	112 0.4	138 9.9	88 1.1	111 7.7			
Lap 9	168 2.5	54 0.7	57 2.1	59 0.2	78 0.9	137 1.6	148 0.0	92 0.5	166 0.4	63 0.1	124 1.0	156 0.6	70 0.3	155 0.7	142 3.0	147 1.0	127 0.2	66 1.1	157 0.2	117 1.5	150 1.0	169 3.4	67 0.2	93 1.1	112 0.2	138 10.6	88 2.7	111 6.2			
Lap 10	168 2.3	54 0.9	57 2.0	59 0.3	78 0.9	137 1.9	148 0.6	92 1.9	166 0.1	148 0.8	63 0.3	124 0.8	70 0.9	155 0.4	142 3.5	147 0.6	127 0.6	66 0.7	157 0.7	117 1.2	150 1.8	169 2.4	67 0.1	112 1.2	93 4.3	138 7.1	88 3.5	111 5.2			
Lap 11	168 2.2	54 1.0	57 2.1	59 0.4	78 0.9	137 1.9	148 0.8	92 1.9	166 0.8	148 0.8	124 0.3	63 0.1	70 0.3	156 0.6	155 0.1	147 4.6	142 0.3	66 1.2	127 0.5	157 0.3	117 1.1	150 2.0	169 1.9	67 0.2	112 1.1	93 5.5	138 6.6	88 4.0	111 4.3		
Lap 12	168 2.1	54 1.1	57 2.2	59 0.3	78 1.0	137 1.8	148 0.8	92 1.1	166 0.8	148 1.1	63 0.6	70 0.2	155 1.0	147 4.1	142 0.9	66 0.5	127 1.8	157 0.0	117 0.3	150 2.2	169 1.4	67 0.3	112 1.1	124 3.8	93 2.4	156 0.5	138 5.8	88 5.6	111 2.8		
Lap 13	168 2.0	54 1.2	57 2.3	59 0.3	78 1.0	137 1.9	148 0.7	92 1.3	166 1.3	148 1.0	63 1.0	70 0.0	155 0.9	147 3.9	66 1.9	142 0.1	127 1.8	117 1.0	157 0.0	150 1.5	169 0.9	67 0.2	112 0.8	124 5.0	93 2.2	156 1.2	138 5.1	88 6.7	111 1.7		





Wackersdorf | 07 - 10.06.2012

CIK-FIA European KF2 Championship (Rd1)



KF2



KF2 Qualifying Heat C-G Analysis

For information purposes. No official / regulatory value

Laps	Sector 1	Sector 2	Sector 3	Lap Time
No.54 Camponeschi, Flavio				
1	19.829	18.443	17.122	55.394
2	19.018	17.239	16.773	53.030
3	18.622	16.741	16.400	51.763
4	18.258	16.537	16.105	50.900
5	18.247	16.424	16.018	50.689
6	18.039	16.183	15.819	50.041
7	18.131	16.227	15.804	50.162
8	17.855	16.016	15.708	49.579
9	17.787	15.950	15.621	49.358
10	17.829	15.965	15.590	49.384
11	17.827	15.948	15.702	49.477
12	17.779	15.969	15.575	49.323
13	17.836	15.974	15.574	49.384

Laps	Sector 1	Sector 2	Sector 3	Lap Time
No.57 Tiihonen, Niklas				
1	20.398	17.824	17.233	55.455
2	19.168	17.101	16.305	52.574
3	18.609	16.760	16.273	51.642
4	18.186	16.521	16.144	50.851
5	18.263	16.365	15.974	50.602
6	18.111	16.349	15.884	50.344
7	18.433	16.369	15.764	50.566
8	18.038	16.173	15.691	49.902
9	17.888	16.029	15.611	49.528
10	17.896	16.126	15.584	49.606
11	17.849	16.020	15.676	49.545
12	17.832	15.972	15.622	49.426
13	17.818	16.041	15.658	49.517

Laps	Sector 1	Sector 2	Sector 3	Lap Time
No.59 Hubert, Anthoine				
1	22.663	17.695	16.942	57.300
2	18.629	17.004	16.572	52.205
3	18.781	16.818	16.608	52.207
4	18.642	16.569	16.329	51.540
5	18.475	16.396	16.224	51.095
6	18.026	16.124	15.752	49.902
7	18.040	16.198	15.857	50.095
8	17.962	16.008	15.770	49.740
9	17.892	15.989	15.718	49.599
10	17.842	16.010	15.691	49.543
11	17.775	16.042	15.759	49.576
12	17.891	15.963	15.704	49.558
13	17.861	15.975	15.842	49.678

Laps	Sector 1	Sector 2	Sector 3	Lap Time
No.63 Litchfield, Mark				
1	22.828	17.778	16.952	57.558
2	19.506	17.457	16.720	53.683
3	18.441	16.831	16.816	52.088
4	18.252	16.632	16.521	51.405
5	18.388	16.656	16.129	51.173

Laps	Sector 1	Sector 2	Sector 3	Lap Time
6	18.424	16.421	15.902	50.747
7	18.077	16.423	15.930	50.430
8	17.916	16.112	15.883	49.911
9	18.162	16.274	15.814	50.250
10	17.938	16.142	15.848	49.928
11	18.074	16.142	16.557	50.773
12	18.058	16.208	15.793	50.059
13	17.858	16.102	16.282	50.242

Laps	Sector 1	Sector 2	Sector 3	Lap Time
No.66 Valtanen, Juh				
1	25.486	18.433	16.914	1:00.833
2	18.895	16.956	17.511	53.362
3	18.950	17.135	16.741	52.826
4	18.537	16.610	16.242	51.389
5	18.209	16.800	16.739	51.748
6	22.931	16.506	15.943	55.380
7	18.119	16.217	15.768	50.104
8	17.968	16.096	15.700	49.764
9	18.007	16.145	15.834	49.986
10	17.942	16.098	15.677	49.717
11	17.922	16.265	15.820	50.007
12	17.937	16.063	15.703	49.703
13	17.946	16.244	15.990	50.180

Laps	Sector 1	Sector 2	Sector 3	Lap Time
No.67 Affolter, Joel				
1	40.597	17.252	16.384	1:14.233
2	18.621	16.895	16.578	52.094
3	18.652	16.867	16.455	51.974
4	18.449	16.546	16.142	51.137
5	18.302	16.879	16.184	51.365
6	18.117	16.318	15.987	50.422
7	18.038	16.233	15.895	50.166
8	18.673	16.379	15.844	50.896
9	18.040	16.083	15.675	49.798
10	17.963	16.107	15.724	49.794
11	17.869	16.082	15.710	49.661
12	17.907	16.176	15.725	49.808
13	17.977	16.056	15.735	49.768

Laps	Sector 1	Sector 2	Sector 3	Lap Time
No.70 Speedy, (A. Fuoco)				
1	19.976	18.444	17.293	55.713
2	21.714	17.743	16.894	56.351
3	18.292	16.638	16.510	51.440
4	18.262	16.628	16.596	51.486
5	18.278	20.728	16.511	55.517
6	18.083	16.201	15.907	50.191
7	17.906	16.188	15.875	49.969
8	17.719	16.105	15.717	49.541
9	17.676	16.032	15.614	49.322
10	17.654	16.183	15.919	49.756
11	17.641	15.988	15.654	49.283
12	18.051	16.249	15.689	49.989

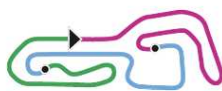
Laps	Sector 1	Sector 2	Sector 3	Lap Time
13	17.736	16.097	16.210	50.043

Laps	Sector 1	Sector 2	Sector 3	Lap Time
No.78 Dabski, Karol				
1	21.466	17.286	16.696	55.448
2	19.441	17.001	16.730	53.172
3	18.827	16.757	16.623	52.207
4	18.487	16.499	16.397	51.383
5	18.381	16.437	16.041	50.859
6	18.167	16.350	15.875	50.392
7	18.426	16.268	15.779	50.473
8	17.905	16.094	15.696	49.695
9	17.910	16.113	15.610	49.633
10	17.921	16.061	15.719	49.701
11	17.889	16.034	15.668	49.591
12	17.871	16.066	15.592	49.529
13	17.986	16.022	15.667	49.675

Laps	Sector 1	Sector 2	Sector 3	Lap Time
No.84 Erle, Fabian				
1	22.838	17.972	17.089	57.899
2	19.220	17.498	17.015	53.733

Laps	Sector 1	Sector 2	Sector 3	Lap Time
No.88 Funder, Chris-Robin				
1	22.950	17.651	17.034	57.635
2	18.783	17.087	17.570	53.440
3	19.244	16.987	16.729	52.960
4	19.491	17.660	16.368	53.519
5	18.526	16.892	16.382	51.800
6	34.846	17.409	16.395	1:08.650
7	18.446	17.303	16.272	52.021
8	18.235	16.607	16.218	51.060
9	18.475	16.903	16.541	51.919
10	18.166	16.729	16.308	51.203
11	18.190	16.512	16.081	50.783
12	18.576	17.015	16.331	51.922
13	18.325	16.814	16.367	51.506

Laps	Sector 1	Sector 2	Sector 3	Lap Time
No.92 Girard, Ingrid				
1	21.448	17.406	17.518	56.372
2	19.162	17.058	16.654	52.874
3	19.144	16.819	16.627	52.590
4	18.562	16.629	16.536	51.727
5	18.588	16.602	16.274	51.464
6	18.147	16.518	16.096	50.761
7	18.485	16.666	15.909	51.060
8	17.951	16.128	15.683	49.762
9	17.918	16.115	15.712	49.745
10	18.058	16.143	15.778	49.979
11	17.819	16.048	15.702	49.569
12	17.770	16.098	15.701	49.569
13	17.851	16.087	15.794	49.732





Wackersdorf | 07 - 10.06.2012

CIK-FIA European KF2 Championship (Rd1)



KF2



KF2 Qualifying Heat C-G Analysis

For information purposes. No official / regulatory value

Laps	Sector 1	Sector 2	Sector 3	Lap Time
No.93 Gonzales, Nicolas				
1	23.269	17.786	17.074	58.129
2	30.145	18.615	16.848	1:05.608
3	18.754	17.400	16.752	52.906
4	18.476	16.716	16.360	51.552
5	18.324	16.665	16.166	51.155
6	18.329	16.454	16.109	50.892
7	17.977	16.137	15.919	50.033
8	17.946	16.133	15.857	49.936
9	17.980	16.091	15.775	49.846
10	17.949	19.496	16.767	54.212
11	18.383	16.319	16.097	50.799
12	18.081	16.190	16.253	50.524
13	18.079	16.256	16.096	50.431

Laps	Sector 1	Sector 2	Sector 3	Lap Time
No.111 Kasai, Takashi				
1	22.177	17.659	17.188	57.024
2	19.377	17.422	17.106	53.905
3	19.159	18.002	44.911	1:22.072
4	19.374	17.470	16.560	53.404
5	18.969	16.645	16.443	52.057
6	18.661	16.480	16.090	51.231
7	18.407	16.258	16.036	50.701
8	18.432	16.394	16.021	50.847
9	18.317	16.169	15.916	50.402
10	18.135	16.065	16.077	50.277
11	17.991	16.087	15.798	49.876
12	18.215	16.169	15.990	50.374
13	18.174	16.204	16.076	50.454

Laps	Sector 1	Sector 2	Sector 3	Lap Time
No.112 Kiyohara, Ryota				
1	22.581	17.693	17.102	57.376
2	19.407	17.400	16.704	53.511
3	18.576	16.714	16.302	51.592
4	18.619	16.710	16.339	51.668
5	18.790	32.194	16.766	1:07.750
6	18.625	16.829	16.211	51.665
7	18.174	16.308	15.809	50.291
8	18.029	16.088	15.828	49.945
9	17.874	16.022	15.718	49.614
10	17.893	16.147	15.617	49.657
11	17.902	15.943	15.753	49.598
12	18.022	16.140	15.571	49.733
13	17.943	15.960	15.558	49.461

Laps	Sector 1	Sector 2	Sector 3	Lap Time
No.117 Kuusiniemi, Jussi				
1	22.704	17.515	17.467	57.686
2	19.886	17.457	17.013	54.356
3	18.484	23.834	18.212	1:00.530
4	18.728	16.754	16.212	51.694
5	18.452	16.742	16.161	51.355

Laps	Sector 1	Sector 2	Sector 3	Lap Time
6	18.270	16.349	16.009	50.628
7	18.118	16.182	15.863	50.163
8	18.160	16.259	15.820	50.239
9	18.095	16.368	15.832	50.295
10	18.107	16.158	15.736	50.001
11	18.020	16.146	15.808	49.974
12	18.037	16.092	15.857	49.986
13	18.192	16.453	16.352	50.997

Laps	Sector 1	Sector 2	Sector 3	Lap Time
No.124 Mäntylä, Ville				
1	24.122	18.191	16.822	59.135
2	19.394	17.397	16.871	53.662
3	18.547	17.045	16.446	52.038
4	18.417	16.676	16.134	51.227
5	18.287	16.682	15.921	50.890
6	18.077	16.284	16.108	50.469
7	18.183	16.409	15.940	50.532
8	17.907	16.182	15.928	50.017
9	18.369	16.102	15.660	50.131
10	17.786	16.200	15.703	49.689
11	17.827	16.081	15.948	49.856
12	18.331	31.037	18.968	1:08.336
13	18.440	16.269	15.957	50.666

Laps	Sector 1	Sector 2	Sector 3	Lap Time
No.127 Merisalo, Kalle				
1	24.318	17.677	16.978	58.973
2	18.809	16.925	18.966	54.700
3	19.059	17.031	16.543	52.633
4	19.107	16.800	16.366	52.273
5	18.479	16.514	16.199	51.192
6	18.267	16.487	16.102	50.856
7	18.208	16.337	16.089	50.634
8	18.316	16.274	15.913	50.503
9	18.146	16.367	16.430	50.943
10	18.002	16.198	15.866	50.066
11	18.035	17.090	16.211	51.336
12	18.655	16.423	15.929	51.007
13	18.146	16.286	15.920	50.352

Laps	Sector 1	Sector 2	Sector 3	Lap Time
No.137 Pereira, Dylan				
1	21.097	17.233	17.119	55.449
2	19.293	17.071	16.675	53.039
3	18.577	17.047	16.883	52.507
4	18.436	16.882	16.551	51.869
5	18.409	16.440	16.540	51.389
6	18.196	16.322	15.918	50.436
7	18.139	16.261	15.840	50.240
8	17.948	16.147	15.807	49.902
9	17.918	16.024	15.762	49.704
10	17.913	16.131	15.663	49.707
11	17.911	16.001	15.654	49.566
12	17.934	16.022	15.694	49.650

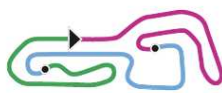
Laps	Sector 1	Sector 2	Sector 3	Lap Time
13	18.010	16.003	15.681	49.694

Laps	Sector 1	Sector 2	Sector 3	Lap Time
No.138 Peroni, Costantino				
1	47.530	18.327	16.793	1:22.650
2	18.843	17.079	16.534	52.456
3	18.610	16.917	16.627	52.154
4	18.622	16.906	16.335	51.863
5	18.350	16.569	16.277	51.196
6	18.164	16.649	16.474	51.287
7	18.246	16.748	16.036	51.030
8	18.141	16.402	16.072	50.615
9	18.139	16.212	15.944	50.295
10	18.191	16.249	15.966	50.406
11	18.091	16.339	15.875	50.305
12	18.040	16.239	15.964	50.243
13	18.187	16.353	15.955	50.495

Laps	Sector 1	Sector 2	Sector 3	Lap Time
No.142 Pym, Hannah				
1	25.677	17.638	16.596	59.911
2	18.633	17.094	17.441	53.168
3	18.862	16.836	16.841	52.539
4	18.868	16.761	16.379	52.008
5	18.499	16.666	16.137	51.302
6	18.291	16.355	16.043	50.689
7	18.223	16.369	15.970	50.562
8	18.138	16.422	15.948	50.508
9	18.124	16.384	15.865	50.373
10	18.059	16.282	15.809	50.150
11	18.057	16.325	16.498	50.880
12	18.208	16.278	15.843	50.329
13	18.139	16.505	16.242	50.886

Laps	Sector 1	Sector 2	Sector 3	Lap Time
No.147 Santilli, Alessio				
1	24.491	17.367	16.767	58.625
2	18.987	17.782	17.851	54.620
3	18.623	17.377	17.163	53.163
4	18.793	16.787	16.326	51.906
5	18.741	16.655	16.083	51.479
6	20.748	16.549	15.959	53.256
7	18.100	16.249	15.863	50.212
8	17.922	16.310	15.774	50.006
9	17.965	16.137	15.872	49.974
10	17.813	16.080	15.772	49.665
11	17.829	16.164	15.920	49.913
12	17.874	16.143	15.755	49.772
13	17.909	16.115	15.751	49.775

Laps	Sector 1	Sector 2	Sector 3	Lap Time
No.148 Savona, Federico				
1	21.447	17.319	16.720	55.486
2	19.262	17.118	16.739	53.119
3	18.440	16.804	18.182	53.426
4	18.634	16.728	16.426	51.788





KF2 Qualifying Heat C-G
Analysis

For information purposes. No official / regulatory value

Laps	Sector 1	Sector 2	Sector 3	Lap Time
5	18.702	16.688	16.152	51.542
6	18.059	16.378	15.991	50.428
7	18.025	16.306	16.026	50.357
8	17.936	16.232	15.896	50.064
9	17.872	16.100	15.856	49.828
10	18.365	16.233	16.284	50.882
11	18.295	16.140	16.023	50.458
12	17.821	16.090	15.877	49.788
13	17.852	16.131	15.955	49.938

No.150 Schönlebe, Stephan

1	22.691	17.426	16.812	56.929
2	18.915	17.585	16.993	53.493
3	19.442	17.247	25.153	1:01.842
4	18.702	16.599	16.251	51.552
5	18.371	16.659	16.001	51.031
6	18.246	16.344	15.924	50.514
7	18.219	16.300	15.881	50.400
8	18.130	16.154	15.867	50.151
9	18.150	16.114	15.828	50.092
10	18.116	16.617	16.104	50.837
11	18.132	16.170	15.801	50.103
12	18.138	16.192	15.918	50.248
13	18.061	16.190	16.036	50.287

No.155 Sorensen, Christian

1	25.741	17.442	16.548	59.731
2	18.524	17.365	18.101	53.990
3	18.550	16.971	17.360	52.881
4	18.941	16.699	16.301	51.941
5	18.482	16.532	16.098	51.112
6	18.341	16.201	15.887	50.429
7	17.974	16.107	15.849	49.930
8	17.866	16.000	15.700	49.566
9	17.832	16.086	15.726	49.644
10	17.822	16.044	15.787	49.653
11	17.771	15.953	15.690	49.414
12	17.990	16.322	15.970	50.282
13	17.863	16.161	15.928	49.952

No.156 Speck, Lucas

1	20.237	17.706	17.309	55.252
2	19.089	17.544	17.121	53.754
3	18.701	16.922	16.914	52.537
4	18.579	16.588	16.802	51.969
5	19.260	16.599	16.731	52.590
6	18.556	16.497	16.584	51.637
7	18.127	16.369	15.959	50.455
8	17.939	16.118	16.291	50.348
9	18.416	16.219	15.941	50.576
10	17.854	16.064	16.347	50.265
11	17.886	16.050	15.778	49.714

Laps	Sector 1	Sector 2	Sector 3	Lap Time
12	18.361	34.151	17.741	1:10.253
13	18.343	16.706	16.149	51.198

No.157 Stüger, Florian

1	22.028	17.801	17.183	57.012
2	19.329	17.521	17.050	53.900
3	18.452	18.495	17.981	54.928
4	20.103	17.992	16.866	54.961
5	18.402	16.874	16.218	51.494
6	18.658	16.394	16.062	51.114
7	18.136	16.329	15.990	50.455
8	17.978	16.275	15.997	50.250
9	17.984	16.506	15.933	50.423
10	18.062	16.282	15.921	50.265
11	18.055	16.196	15.865	50.116
12	18.141	16.364	16.208	50.713
13	18.331	16.439	16.627	51.397

No.166 Varley, Luke

1	23.462	17.852	17.142	58.456
2	18.957	17.613	17.019	53.589
3	18.664	16.802	16.738	52.204
4	18.571	16.651	16.113	51.335
5	18.130	16.613	15.972	50.715
6	18.146	16.291	16.049	50.486
7	17.974	16.263	15.830	50.067
8	18.003	16.074	15.761	49.838
9	17.902	16.035	15.699	49.636
10	18.015	16.164	15.942	50.121
11	17.891	16.117	15.775	49.783
12	17.819	15.997	15.720	49.536
13	17.849	16.112	15.715	49.676

No.168 Verstappen, Max

1	19.935	17.553	16.619	54.107
2	18.955	17.083	16.361	52.399
3	18.291	16.679	16.281	51.251
4	18.387	16.462	16.230	51.079
5	18.195	16.387	15.976	50.558
6	17.974	16.167	15.947	50.088
7	17.885	16.156	15.793	49.834
8	17.857	15.940	15.694	49.491
9	17.862	15.993	15.748	49.603
10	17.789	15.948	15.755	49.492
11	17.811	15.954	15.872	49.637
12	17.819	15.908	15.717	49.444
13	17.770	15.909	15.723	49.402

No.169 Vivacqua C.De Olivie Thiago

1	41.302	17.209	16.472	1:14.983
2	18.648	16.925	16.477	52.050
3	18.481	16.649	16.426	51.556



KF2 Qualifying Heat C-G
 Starting Grid

Document 36

Subject to scrutineering & sporting investigations

150	Schönlebe, Stephan RK / BMB / Vega		16	93	Gonzales, Nicolas GP / TM / Vega	
88	Funder, Chris-Robin Tony Kart / Vortex / Vega		15	142	Pym, Hannah Intrepid / TM / Vega	
82	Dlougy, Dmitry Tony Kart / Vortex / Vega		14	127	Merisalo, Kalle CRG / Parilla / Vega	
84	Erle, Fabian Maranello / TM / Vega		13	157	Stüger, Florian RK / BMB / Vega	
169	Vivacqua C.De Olivie Thiago Zanardi / Parilla / Vega		12	111	Kasai, Takashi Tony Kart / Vortex / Vega	
138	Peroni, Costantino PCR / Parilla / Vega		11	147	Santilli, Alessio Top Kart / Parilla / Vega	
78	Dabski, Karol Praga / Parilla / Vega		10	155	Sorensen, Christian LH / BMB / Vega	
117	Kuusiniemi, Jussi Tony Kart / Vortex / Vega		9	166	Varley, Luke LH / BMB / Vega	
124	Mäntylä, Ville Energy / Parilla / Vega		8	125	Marcon, Nicola Tony Kart / TM / Vega	
66	Valtanan, Juho PCR / Parilla / Vega		7	148	Savona, Federico Top Kart / Parilla / Vega	
137	Pereira, Dylan Tony Kart / Vortex / Vega		6	63	Litchfield, Mark Zanardi / Parilla / Vega	
112	Kiyohara, Ryota Tony Kart / Vortex / Vega		5	92	Girard, Ingrid CRG / BMB / Vega	
67	Affolter, Joel Gillard / Parilla / Vega		4	156	Speck, Lucas Mach 1 / TM / Vega	
57	Tiihonen, Niklas Energy / Parilla / Vega		3	59	Hubert, Anthoine FK / TM / Vega	
70	Speedy, (A. Fuoco) Tony Kart / Vortex / Vega		2	54	Camponeschi, Flavio Tony Kart / Vortex / Vega	
168	Verstappen, Max Intrepid / TM / Vega		1			

POLE POSITION



Start : 09/06/2012 - 14:35 13 Laps = 15.886 Km

Wackersdorf (DEU) - 07/06/2012 - 10/06/2012

CIK-FIA

