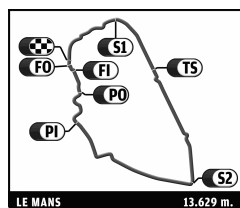




24 HEURES DU MANS

16-17 JUN 2012



24 HEURES DU MANS

TEST DAY

Test Practice 2

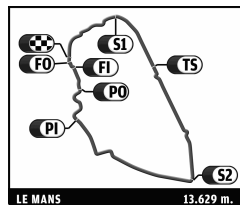
Classification by Driver Fastest Lap

Nr	Team	Car	Class	Driver	Time	Lap	Total	Gap	Kph	
1	2	AUDI SPORT TEAM JOEST	Audi R18 e-tron quattro	LMP1	Allan McNish	3:25.927	22	26	238.3	
2	1	AUDI SPORT TEAM JOEST	Audi R18 e-tron quattro	LMP1	André Lotterer	3:26.468	16	17	0.541 0.541	237.6
3	3	AUDI SPORT TEAM JOEST	Audi R18 Ultra	LMP1	Loic Duval	3:26.561	9	10	0.634 0.093	237.5
4	7	TOYOTA RACING	Toyota TS 030 - Hybrid	LMP1	Alexander Wurz	3:27.204	13	21	1.277 0.643	236.8
5	1	AUDI SPORT TEAM JOEST	Audi R18 e-tron quattro	LMP1	Marcel Fässler	3:27.747	19	22	1.820 0.543	236.2
6	7	TOYOTA RACING	Toyota TS 030 - Hybrid	LMP1	Nicolas Lapierre	3:27.774	13	18	1.847 0.027	236.1
7	3	AUDI SPORT TEAM JOEST	Audi R18 Ultra	LMP1	Romain Dumas	3:27.876	10	19	1.949 0.102	236.0
8	8	TOYOTA RACING	Toyota TS 030 - Hybrid	LMP1	Anthony Davidson	3:29.710	17	18	3.783 1.834	234.0
9	4	AUDI SPORT NORTH AMERICA	Audi R18 Ultra	LMP1	Marco Bonanomi	3:29.919	17	19	3.992 0.209	233.7
10	4	AUDI SPORT NORTH AMERICA	Audi R18 Ultra	LMP1	Olivier Jarvis	3:30.036	24	27	4.109 0.117	233.6
11	2	AUDI SPORT TEAM JOEST	Audi R18 e-tron quattro	LMP1	Tom Kristensen	3:30.611	2	4	4.684 0.575	233.0
12	8	TOYOTA RACING	Toyota TS 030 - Hybrid	LMP1	Sébastien Buemi	3:31.419	7	16	5.492 0.808	232.1
13	3	AUDI SPORT TEAM JOEST	Audi R18 Ultra	LMP1	Marc Gené	3:31.688	2	7	5.761 0.269	231.8
14	13	REBELLION RACING	Lola B12/60 Coupe - Toyota	LMP1	Andrea Belicchi	3:35.357	4	11	9.430 3.669	227.8
15	21	STRAKKA RACING	HPD ARX 03a - Honda	LMP1	Jonny Kane	3:35.487	8	12	9.560 0.130	227.7
16	12	REBELLION RACING	Lola B12/60 Coupe - Toyota	LMP1	Neel Jani	3:37.122	8	9	11.195 1.635	226.0
17	22	JRM	HPD ARX 03a - Honda	LMP1	Peter Dunmbreck	3:37.358	11	12	11.431 0.236	225.7
18	22	JRM	HPD ARX 03a - Honda	LMP1	Karun Chandhok	3:38.287	14	17	12.360 0.929	224.8
19	17	PESCAROLO TEAM	Dome - Judd	LMP1	Nicolas Minassian	3:39.865	4	7	13.938 1.578	223.2
20	16	PESCAROLO TEAM	Pescarolo 03 - Judd	LMP1	Emmanuel Collard	3:40.385	3	5	14.458 0.520	222.6
21	13	REBELLION RACING	Lola B12/60 Coupe - Toyota	LMP1	Jeroen Bleekemolen	3:40.768	9	11	14.841 0.383	222.2
22	35	OAK RACING	Morgan - Nissan	LMP2	Olivier Pla	3:41.291	6	9	15.364 0.523	221.7
23	33	LEVEL 5 MOTORSPORTS	HPD ARX 03b - Honda	LMP2	Christophe Bouchut	3:41.598	6	9	15.671 0.307	221.4
24	38	JOTA	Zytek Z11SN - Nissan	LMP2	Sam Hancock	3:41.738	4	7	15.811 0.140	221.3
25	15	OAK RACING	Oak Pescarolo - Judd	LMP1	Dominik Kraihamer	3:41.790	7	11	15.863 0.052	221.2
26	24	OAK RACING	Morgan - Judd	LMP2	Olivier Pla	3:42.036	4	8	16.109 0.246	221.0
27	19	SEBASTIEN LOEB RACING	Oreca 03 - Nissan	LMP2	Sébastien Loeb	3:42.248	9	11	16.321 0.212	220.8
28	17	PESCAROLO TEAM	Dome - Judd	LMP1	Seiji Ara	3:42.524	8	10	16.597 0.276	220.5
29	33	LEVEL 5 MOTORSPORTS	HPD ARX 03b - Honda	LMP2	Luis Diaz	3:42.787	4	10	16.860 0.263	220.2
30	42	GREAVES MOTORSPORT	Zytek Z11SN - Nissan	LMP2	Alex Brundle	3:43.083	5	10	17.156 0.296	219.9
31	49	PECOM RACING	Oreca 03 - Nissan	LMP2	Pierre Kaffer	3:43.089	2	8	17.162 0.006	219.9
32	48	MURPHY PROTOTYPES	Oreca 03 - Nissan	LMP2	Warren Hughes	3:43.321	9	10	17.394 0.232	219.7
33	19	SEBASTIEN LOEB RACING	Oreca 03 - Nissan	LMP2	Jean-Karl Vernay	3:43.327	10	15	17.400 0.006	219.7
34	26	SIGNATECH NISSAN	Oreca 03 - Nissan	LMP2	Nelson Panciatici	3:43.348	5	16	17.421 0.021	219.7
35	25	ADR-DELTA	Oreca 03 - Nissan	LMP2	John Martin	3:43.437	11	12	17.510 0.089	219.6
36	23	SIGNATECH NISSAN	Oreca 03 - Nissan	LMP2	Franck Mailleux	3:43.976	7	11	18.049 0.539	219.1
37	42	GREAVES MOTORSPORT	Zytek Z11SN - Nissan	LMP2	Martin Brundle	3:44.104	9	14	18.177 0.128	218.9
38	30	STATUS GRAND PRIX	Lola - Judd	LMP2	Alexander Sims	3:44.110	5	9	18.183 0.006	218.9
39	25	ADR-DELTA	Oreca 03 - Nissan	LMP2	Jan Charouz	3:44.255	4	6	18.328 0.145	218.8
40	44	STARWORKS MOTORSPORT	HPD ARX 03b - Honda	LMP2	Ryan Dalziel	3:44.296	10	11	18.369 0.041	218.7
41	46	THIRIET BY TDS RACING	Oreca 03 - Nissan	LMP2	Mathias Beche	3:44.404	5	11	18.477 0.108	218.6
42	38	JOTA	Zytek Z11SN - Nissan	LMP2	Haruki Kurosawa	3:44.434	11	15	18.507 0.030	218.6
43	41	GREAVES MOTORSPORT	Zytek Z11SN - Nissan	LMP2	Elton Julian	3:44.625	9	10	18.698 0.191	218.4
44	16	PESCAROLO TEAM	Pescarolo 03 - Judd	LMP1	Stuart Hall	3:44.664	4	6	18.737 0.039	218.4
45	23	SIGNATECH NISSAN	Oreca 03 - Nissan	LMP2	Olivier Lombard	3:44.963	7	8	19.036 0.299	218.1
46	41	GREAVES MOTORSPORT	Zytek Z11SN - Nissan	LMP2	Ricardo Gonzalez	3:45.410	8	9	19.483 0.447	217.7
47	24	OAK RACING	Morgan - Judd	LMP2	Mathieu Lahaye	3:45.458	13	20	19.531 0.048	217.6
48	42	GREAVES MOTORSPORT	Zytek Z11SN - Nissan	LMP2	Lucas Ordoñez	3:45.463	2	6	19.536 0.005	217.6
49	45	BOUTSEN GINION RACING	Oreca 03 - Nissan	LMP2	Shinji Nakano	3:45.537	7	10	19.610 0.074	217.5
50	26	SIGNATECH NISSAN	Oreca 03 - Nissan	LMP2	Roman Rusinov	3:45.773	8	10	19.846 0.236	217.3
51	46	THIRIET BY TDS RACING	Oreca 03 - Nissan	LMP2	Christophe Tinseau	3:46.244	4	8	20.317 0.471	216.9
52	95	LEVEL 5 MOTORSPORTS	HPD ARX 03b - Honda	LMP2	Luis Diaz	3:46.326	6	9	20.399 0.082	216.8
53	26	SIGNATECH NISSAN	Oreca 03 - Nissan	LMP2	Pierre Ragues	3:46.368	4	6	20.441 0.042	216.7
54	48	MURPHY PROTOTYPES	Oreca 03 - Nissan	LMP2	Brendon Hartley	3:46.742	8	10	20.815 0.374	216.4
55	19	SEBASTIEN LOEB RACING	Oreca 03 - Nissan	LMP2	Nicolas Marroc	3:46.762	10	12	20.835 0.020	216.4
56	21	STRAKKA RACING	HPD ARX 03a - Honda	LMP1	Nick Leventis	3:46.958	10	11	21.031 0.196	216.2
57	38	JOTA	Zytek Z11SN - Nissan	LMP2	Simon Dolan	3:47.258	7	11	21.331 0.300	215.9
58	45	BOUTSEN GINION RACING	Oreca 03 - Nissan	LMP2	Jens Petersen	3:47.669	12	13	21.742 0.411	215.5
59	28	GULF RACING MIDDLE EAST	Lola B12/80 Coupe - Nissan	LMP2	Fabien Giroix	3:48.063	4	6	22.136 0.394	215.1
60	35	OAK RACING	Morgan - Nissan	LMP2	David Heinemeier Hansson	3:48.101	17	26	22.174 0.038	215.1
61	0	HIGHCROFT RACING	Delta Wing Nissan	CDNT	Marino Franchitti	3:48.271	10	11	22.344 0.170	214.9
62	25	ADR-DELTA	Oreca 03 - Nissan	LMP2	Tor Graves	3:48.436	7	11	22.509 0.165	214.8
63	16	PESCAROLO TEAM	Pescarolo 03 - Judd	LMP1	Jean-Christophe Boullion	3:49.114	6	7	23.187 0.678	214.1
64	49	PECOM RACING	Oreca 03 - Nissan	LMP2	Luis Perez-Companc	3:49.438	4	7	23.511 0.324	213.8
65	48	MURPHY PROTOTYPES	Oreca 03 - Nissan	LMP2	Jody Firth	3:50.098	2	5	24.171 0.660	213.2
66	45	BOUTSEN GINION RACING	Oreca 03 - Nissan	LMP2	Bastien Briere	3:50.237	7	8	24.310 0.139	213.1
67	30	STATUS GRAND PRIX	Lola - Judd	LMP2	Yelmer Buurman	3:50.741	4	5	24.814 0.504	212.6
68	44	STARWORKS MOTORSPORT	HPD ARX 03b - Honda	LMP2	Vincente Potolicchio	3:51.181	19	19	25.254 0.440	212.2



24 HEURES DU MANS

16-17 JUN 2012



24 HEURES DU MANS

TEST DAY

Test Practice 2

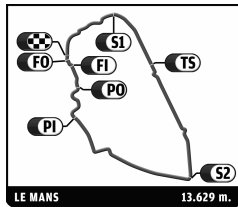
Classification by Driver Fastest Lap

Nr	Team	Car	Class	Driver	Time	Lap	Total	Gap	Kph	
69	0 HIGHCROFT RACING	Delta Wing Nissan	CDNT	Michael Krumm	3:52.456	6	9	26.529	1.275	211.1
70	95 LEVEL 5 MOTORSPORTS	HPD ARX 03b - Honda	LMP2	Scott Tucker	3:52.516	20	24	26.589	0.060	211.0
71	49 PECOM RACING	Oreca 03 - Nissan	LMP2	Soheil Ayari	3:52.670	7	8	26.743	0.154	210.9
72	23 SIGNATECH NISSAN	Oreca 03 - Nissan	LMP2	Jordan Tresson	3:53.709	6	15	27.782	1.039	209.9
73	30 STATUS GRAND PRIX	Lola - Judd	LMP2	Romain Iannetta	3:54.066	4	10	28.139	0.357	209.6
74	31 LOTUS	LOLA B12/80 Coupe - Lotus	LMP2	Thomas Holzer	3:54.087	4	5	28.160	0.021	209.6
75	0 HIGHCROFT RACING	Delta Wing Nissan	CDNT	Satoshi Motoyama	3:54.279	2	3	28.352	0.192	209.4
76	28 GULF RACING MIDDLE EAST	Lola B12/80 Coupe - Nissan	CDNT	Stefan Johansson	3:54.692	8	12	28.765	0.413	209.1
77	91 TEAM ORECA	Oreca FLM 09	LMP2	Steven Palette	3:56.496	9	13	30.569	1.804	207.5
78	91 TEAM ORECA	Oreca FLM 09	LMP2	Duncan Ende	3:57.447	4	7	31.520	0.951	206.6
79	31 LOTUS	LOLA B12/80 Coupe - Lotus	LMP2	Renger van der Zande	3:58.024	6	13	32.097	0.577	206.1
80	90 TEAM ORECA	Oreca FLM 09	LMP2	Bruno Bazaud	3:58.734	10	12	32.807	0.710	205.5
81	74 CORVETTE RACING	Chevrolet Corvette C6-ZR1	LMGTE Pro	Oliver Gavin	3:58.971	9	13	33.044	0.237	205.3
82	59 LUXURY RACING	Ferrari 458 Italia	LMGTE Pro	Frédéric Makowiecki	3:59.050	9	10	33.123	0.079	205.2
83	31 LOTUS	LOLA B12/80 Coupe - Lotus	LMP2	Luca Moro	3:59.219	10	11	33.292	0.169	205.1
84	51 AF CORSE	Ferrari 458 Italia	LMGTE Pro	Gianmaria Bruni	3:59.392	7	8	33.465	0.173	205.0
85	51 AF CORSE	Ferrari 458 Italia	LMGTE Pro	Giancarlo Fisichella	3:59.827	16	18	33.900	0.435	204.6
86	99 ASTON MARTIN RACING	Aston Martin Vantage V8	LMGTE Am	Allan Simonsen	3:59.938	10	16	34.011	0.111	204.5
87	73 CORVETTE RACING	Chevrolet Corvette C6-ZR1	LMGTE Pro	Antonio Garcia	4:00.062	3	5	34.135	0.124	204.4
88	76 IMSA PERFORMANCE MATMUT	Porsche 911 RSR (997)	LMGTE Pro	Patrick Pilet	4:00.163	12	14	34.236	0.101	204.3
89	80 FLYING LIZARD MOTORSPORTS	Porsche 911 RSR (997)	LMGTE Pro	Marco Holzer	4:00.287	8	9	34.360	0.124	204.2
90	77 TEAM FELBERMAYR-PROTON	Porsche 911 RSR (997)	LMGTE Pro	Marc Lieb	4:00.356	8	20	34.429	0.069	204.1
91	41 GREAVES MOTORSPORT	Zytek Z11SN - Nissan	LMP2	Christian Zugel	4:00.620	12	13	34.693	0.264	203.9
92	71 AF CORSE	Ferrari 458 Italia	LMGTE Pro	Oliver Beretta	4:00.690	5	11	34.763	0.070	203.8
93	77 TEAM FELBERMAYR-PROTON	Porsche 911 RSR (997)	LMGTE Pro	Richard Lietz	4:00.744	4	10	34.817	0.054	203.8
94	97 ASTON MARTIN RACING	Aston Martin Vantage V8	LMGTE Pro	Darren Turner	4:00.892	4	12	34.965	0.148	203.7
95	50 LARBRE COMPETITION	Chevrolet Corvette C6-ZR1	LMGTE Am	Pedro Lamy	4:01.160	4	7	35.233	0.268	203.5
96	79 FLYING LIZARD MOTORSPORTS	Porsche 911 RSR (997)	LMGTE Am	Marco Holzer	4:01.284	3	7	35.357	0.124	203.3
97	66 JMW MOTORSPORT	Ferrari 458 Italia	LMGTE Pro	Jonathan Cocker	4:01.459	11	13	35.532	0.175	203.2
98	31 LOTUS	LOLA B12/80 Coupe - Lotus	LMP2	Mirco Schultis	4:01.661	4	7	35.734	0.202	203.0
99	74 CORVETTE RACING	Chevrolet Corvette C6-ZR1	LMGTE Pro	Tommy Milner	4:01.798	17	21	35.871	0.137	202.9
100	90 TEAM ORECA	Oreca FLM 09	LMP2	Denis Caillon	4:01.857	12	15	35.930	0.059	202.9
101	80 FLYING LIZARD MOTORSPORTS	Porsche 911 RSR (997)	LMGTE Pro	Patrick Long	4:01.879	11	15	35.952	0.022	202.8
102	97 ASTON MARTIN RACING	Aston Martin Vantage V8	LMGTE Pro	Adrian Fernandez	4:02.326	8	12	36.399	0.447	202.5
103	67 IMSA PERFORMANCE MATMUT	Porsche 911 RSR (997)	LMGTE Am	Nicolas Armindo	4:02.548	9	13	36.621	0.222	202.3
104	88 TEAM FELBERMAYR-PROTON	Porsche 911 RSR (997)	LMGTE Am	Paolo Ruberti	4:02.977	5	6	37.050	0.429	201.9
105	97 ASTON MARTIN RACING	Aston Martin Vantage V8	LMGTE Pro	Stefan Mücke	4:03.058	4	5	37.131	0.081	201.9
106	43 EXTREME LIMITE ARIC	Norma MP 2000 - Judd	LMP2	Philippe Haezebrouck	4:03.165	7	9	37.238	0.107	201.8
107	99 ASTON MARTIN RACING	Aston Martin Vantage V8	LMGTE Am	Christoffer Nygaard	4:03.249	9	11	37.322	0.084	201.7
108	71 AF CORSE	Ferrari 458 Italia	LMGTE Pro	Marco Cioci	4:03.453	3	4	37.526	0.204	201.5
109	73 CORVETTE RACING	Chevrolet Corvette C6-ZR1	LMGTE Pro	Jordan Taylor	4:03.601	12	13	37.674	0.148	201.4
110	71 AF CORSE	Ferrari 458 Italia	LMGTE Pro	Andrea Bertolini	4:03.617	13	14	37.690	0.016	201.4
111	70 LARBRE COMPETITION	Chevrolet Corvette C6-ZR1	LMGTE Am	Christophe Bourret	4:04.016	4	18	38.089	0.399	201.1
112	83 JMB RACING	Ferrari 458 Italia	LMGTE Am	Alain Ferte	4:04.779	7	8	38.852	0.763	200.4
113	43 EXTREME LIMITE ARIC	Norma MP 2000 - Judd	LMP2	Philippe Thirion	4:04.815	5	17	38.888	0.036	200.4
114	50 LARBRE COMPETITION	Chevrolet Corvette C6-ZR1	LMGTE Am	Julien Canal	4:04.831	4	8	38.904	0.016	200.4
115	50 LARBRE COMPETITION	Chevrolet Corvette C6-ZR1	LMGTE Am	Patrick Bornhauser	4:04.850	11	14	38.923	0.019	200.4
116	58 LUXURY RACING	Ferrari 458 Italia	LMGTE Am	Gunnar Jeannette	4:05.018	4	10	39.091	0.168	200.2
117	76 IMSA PERFORMANCE MATMUT	Porsche 911 RSR (997)	LMGTE Pro	Kevin Estre	4:05.198	10	11	39.271	0.180	200.1
118	76 IMSA PERFORMANCE MATMUT	Porsche 911 RSR (997)	LMGTE Pro	Sean Edwards	4:05.200	8	10	39.273	0.002	200.1
119	61 AF CORSE-WALTRIP	Ferrari 458 Italia	LMGTE Am	Rui Aguas	4:05.553	11	11	39.626	0.353	199.8
120	29 GULF RACING MIDDLE EAST	Lola B12/80 Coupe - Nissan	LMP2	Keiko Ihara	4:05.762	4	5	39.835	0.209	199.6
121	15 OAK RACING	Oak Pescarolo - Judd	LMP1	Bertrand Baguette	4:06.702	2	5	40.775	0.940	198.9
122	67 IMSA PERFORMANCE MATMUT	Porsche 911 RSR (997)	LMGTE Am	Raymond Narac	4:06.926	7	9	40.999	0.224	198.7
123	90 TEAM ORECA	Oreca FLM 09	LMP2	Fabien Barthez	4:06.966	6	8	41.039	0.040	198.7
124	81 AF CORSE	Ferrari 458 Italia	LMGTE Am	Piergiuseppe Perazzini	4:07.075	12	24	41.148	0.109	198.6
125	88 TEAM FELBERMAYR-PROTON	Porsche 911 RSR (997)	LMGTE Am	Gianluca Roda	4:07.842	7	8	41.915	0.767	198.0
126	58 LUXURY RACING	Ferrari 458 Italia	LMGTE Am	Pierre Ehret	4:08.206	13	14	42.279	0.364	197.7
127	57 KROHN RACING	Ferrari 458 Italia	LMGTE Am	Michele Rugolo	4:08.295	5	6	42.368	0.089	197.6
128	55 JWA-AVILA	Porsche 911 RSR (997)	LMGTE Am	Joël Camathias	4:09.532	3	4	43.605	1.237	196.6
129	88 TEAM FELBERMAYR-PROTON	Porsche 911 RSR (997)	LMGTE Am	Christian Ried	4:09.591	4	14	43.664	0.059	196.6
130	66 JMW MOTORSPORT	Ferrari 458 Italia	LMGTE Pro	James Walker	4:09.884	3	4	43.957	0.293	196.3
131	57 KROHN RACING	Ferrari 458 Italia	LMGTE Am	Tracy Krohn	4:10.170	4	21	44.243	0.286	196.1
132	91 TEAM ORECA	Oreca FLM 09	LMP2	Henri Richard	4:10.416	4	6	44.489	0.246	195.9
133	55 JWA-AVILA	Porsche 911 RSR (997)	LMGTE Am	Hani Daniels	4:10.750	7	14	44.823	0.334	195.7
134	67 IMSA PERFORMANCE MATMUT	Porsche 911 RSR (997)	LMGTE Am	Anthony Pons	4:10.915	10	16	44.988	0.165	195.5
135	66 JMW MOTORSPORT	Ferrari 458 Italia	LMGTE Pro	Roger Wills	4:12.142	4	7	46.215	1.227	194.6
136	58 LUXURY RACING	Ferrari 458 Italia	LMGTE Am	Frank Montecalvo	4:12.444	2	6	46.517	0.302	194.4



24 HEURES DU MANS

16-17 JUN 2012



24 HEURES DU MANS

TEST DAY

Test Practice 2

Classification by Driver Fastest Lap

Nr	Team	Car	Class	Driver	Time	Lap	Total	Gap	Kph
137	83 JMB RACING	Ferrari 458 Italia	LMGTE Am	Manuel Rodrigues	4:12.990	10	12	47.063 0.546	193.9
138	79 FLYING LIZARD MOTORSPORTS	Porsche 911 RSR (997)	LMGTE Am	Seth Neiman	4:13.904	4	9	47.977 0.914	193.2
139	70 LARBRE COMPETITION	Chevrolet Corvette C6-ZR1	LMGTE Am	Pascal Gibon	4:14.506	11	13	48.579 0.602	192.8
140	81 AF CORSE	Ferrari 458 Italia	LMGTE Am	Matt Griffin	4:16.877	2	4	50.950 2.371	191.0
141	83 JMB RACING	Ferrari 458 Italia	LMGTE Am	Philippe Illiano	4:17.073	11	12	51.146 0.196	190.9
142	44 STARWORKS MOTORSPORT	HPD ARX 03b - Honda	LMP2	Thomas Kimber-Smith	4:18.738	2	2	52.811 1.665	189.6
143	29 GULF RACING MIDDLE EAST	Lola B12/80 Coupe - Nissan	LMP2	Steve Quick	4:22.051	14	17	56.124 3.313	187.2
144	32 LOTUS	LOLA B12/80 Coupe - Lotus	LMP2	Kevin Weeda	4:48.402	2	6	1'22.475 26.351	170.1
145	46 THIRIET BY TDS RACING	Oreca 03 - Nissan	LMP2	Pierre Thiriet	13:54.390	1	1	10'28.463 9'05.988	58.8
146	79 FLYING LIZARD MOTORSPORTS	Porsche 911 RSR (997)	LMGTE Am	Patrick Long	19:33.172	1	1	16'07.245 5'38.782	41.8
147	43 EXTREME LIMITE ARIC	Norma MP 2000 - Judd	LMP2	Philippe Papin	24:07.849	1	1	20'41.922 4'34.677	33.9
148	28 GULF RACING MIDDLE EAST	Lola B12/80 Coupe - Nissan	LMP2	Ludovic Badey					
149	29 GULF RACING MIDDLE EAST	Lola B12/80 Coupe - Nissan	LMP2	Jean-Denis Deletraz					
150	22 JRM	HPD ARX 03a - Honda	LMP1	David Brabham					
151	24 OAK RACING	Morgan - Judd	LMP2	Jacques Nicolet					
152	32 LOTUS	LOLA B12/80 Coupe - Lotus	LMP2	Dariusch Ahrabian					
153	40 RACE PERFORMANCE	Oreca 03 - Judd	LMP2	Michel Frey					
154	40 RACE PERFORMANCE	Oreca 03 - Judd	LMP2	Ralph Meichtry					
155	32 LOTUS	LOLA B12/80 Coupe - Lotus	LMP2	James Rossiter					
156	33 LEVEL 5 MOTORSPORTS	HPD ARX 03b - Honda	LMP2	Scott Tucker					
157	7 TOYOTA RACING	Toyota TS 030 - Hybrid	LMP1	Kazuki Nakajima					
158	8 TOYOTA RACING	Toyota TS 030 - Hybrid	LMP1	Stéphane Sarrazin					
159	1 AUDI SPORT TEAM JOEST	Audi R18 e-tron quattro	LMP1	Benoit Tréluyer					
160	2 AUDI SPORT TEAM JOEST	Audi R18 e-tron quattro	LMP1	Rinaldo Capello					
161	12 REBELLION RACING	Lola B12/60 Coupe - Toyota	LMP1	Nicolas Prost					
162	15 OAK RACING	Oak Pescarolo - Judd	LMP1	Guillaume Moreau					
163	21 STRAKKA RACING	HPD ARX 03a - Honda	LMP1	Danny Watts					
164	12 REBELLION RACING	Lola B12/60 Coupe - Toyota	LMP1	Nick Heidfeld					
165	13 REBELLION RACING	Lola B12/60 Coupe - Toyota	LMP1	Harold Primat					
166	95 LEVEL 5 MOTORSPORTS	HPD ARX 03b - Honda	LMP2	Christophe Bouchut					
167	61 AF CORSE-WALTRIP	Ferrari 458 Italia	LMGTE Am	Brian Vickers					
168	99 ASTON MARTIN RACING	Aston Martin Vantage V8	LMGTE Am	Kristian Poulsen					
169	35 OAK RACING	Morgan - Nissan	LMP2	Jacques Nicolet					
170	4 AUDI SPORT NORTH AMERICA	Audi R18 Ultra	LMP1	Marc Gené					
171	50 LARBRE COMPETITION	Chevrolet Corvette C6-ZR1	LMGTE Am	Jean-Philippe Belloc					
172	70 LARBRE COMPETITION	Chevrolet Corvette C6-ZR1	LMGTE Am	Pedro Lamy					
173	7 TOYOTA RACING	Toyota TS 030 - Hybrid	LMP1	Sébastien Buemi					
174	8 TOYOTA RACING	Toyota TS 030 - Hybrid	LMP1	Kazuki Nakajima					
175	59 LUXURY RACING	Ferrari 458 Italia	LMGTE Pro	..					
176	73 CORVETTE RACING	Chevrolet Corvette C6-ZR1	LMGTE Pro	Jan Magnussen					
177	40 RACE PERFORMANCE	Oreca 03 - Judd	LMP2	Jonathan Hirschi					
178	51 AF CORSE	Ferrari 458 Italia	LMGTE Pro	Toni Vilander					
179	76 IMSA PERFORMANCE MATMUT	Porsche 911 RSR (997)	LMGTE Pro	Bret Curtis					
180	70 LARBRE COMPETITION	Chevrolet Corvette C6-ZR1	LMGTE Am	Jean-Philippe Belloc					
181	81 AF CORSE	Ferrari 458 Italia	LMGTE Am	Nicola Cadei					
182	80 FLYING LIZARD MOTORSPORTS	Porsche 911 RSR (997)	LMGTE Pro	Jörg Bergmeister					
183	61 AF CORSE-WALTRIP	Ferrari 458 Italia	LMGTE Am	Robert Kauffman					

Published at

Track Temp: **28,89 °C**

Air Temp: **27,44 °C**

Track Status:

DRY

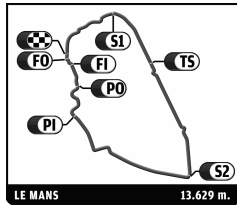
Race Director: **D. Poissenot**

Timekeeper: **Christian Crucifix**



24 HEURES DU MANS

16-17 JUN 2012



24 HEURES DU MANS

TEST DAY

After Test Practice 2

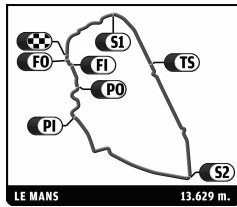
Classification by Driver Fastest Lap

Nr	Team	Car	Class	Driver	Time	Laps	Gap	Kph	Session
1	2 AUDI SPORT TEAM JOEST	Audi R18 e-tron quattro	LMP1	Allan McNish	3:25.927	26		238.3	Test Practice 2
2	1 AUDI SPORT TEAM JOEST	Audi R18 e-tron quattro	LMP1	André Lotterer	3:26.468	29	0.541	237.6	Test Practice 2
3	3 AUDI SPORT TEAM JOEST	Audi R18 Ultra	LMP1	Loic Duval	3:26.561	22	0.634	237.5	Test Practice 2
4	7 TOYOTA RACING	Toyota TS 030 - Hybrid	LMP1	Alexander Wurz	3:27.204	26	1.277	236.8	Test Practice 2
5	1 AUDI SPORT TEAM JOEST	Audi R18 e-tron quattro	LMP1	Marcel Faessler	3:27.747	31	1.820	236.2	Test Practice 2
6	7 TOYOTA RACING	Toyota TS 030 - Hybrid	LMP1	Nicolas Lapierre	3:27.774	28	1.847	236.1	Test Practice 2
7	3 AUDI SPORT TEAM JOEST	Audi R18 Ultra	LMP1	Romain Dumas	3:27.876	34	1.949	236.0	Test Practice 2
8	2 AUDI SPORT TEAM JOEST	Audi R18 e-tron quattro	LMP1	Tom Kristensen	3:28.084	24	2.157	235.8	Test Practice 1
9	8 TOYOTA RACING	Toyota TS 030 - Hybrid	LMP1	Sébastien Buemi	3:28.298	34	2.371	235.5	Test Practice 1
10	1 AUDI SPORT TEAM JOEST	Audi R18 e-tron quattro	LMP1	Benoît Tréluyer	3:28.332	23	2.405	235.5	Test Practice 1
11	4 AUDI SPORT NORTH AMERICA	Audi R18 Ultra	LMP1	Marco Bonanomi	3:28.765	39	2.838	235.0	Test Practice 1
12	8 TOYOTA RACING	Toyota TS 030 - Hybrid	LMP1	Anthony Davidson	3:29.710	30	3.783	234.0	Test Practice 2
13	4 AUDI SPORT NORTH AMERICA	Audi R18 Ultra	LMP1	Olivier Jarvis	3:30.036	58	4.109	233.6	Test Practice 2
14	3 AUDI SPORT TEAM JOEST	Audi R18 Ultra	LMP1	Marc Gené	3:30.061	32	4.134	233.6	Test Practice 1
15	7 TOYOTA RACING	Toyota TS 030 - Hybrid	LMP1	Kazuki Nakajima	3:30.202	29	4.275	233.4	Test Practice 1
16	2 AUDI SPORT TEAM JOEST	Audi R18 e-tron quattro	LMP1	Rinaldo Capello	3:32.216	12	6.289	231.2	Test Practice 1
17	21 STRAKKA RACING	HPD ARX 03a - Honda	LMP1	Danny Watts	3:34.243	7	8.316	229.0	Test Practice 1
18	8 TOYOTA RACING	Toyota TS 030 - Hybrid	LMP1	Kazuki Nakajima	3:34.651	8	8.724	228.6	Test Practice 1
19	13 REBELLION RACING	Lola B12/60 Coupe - Toyota	LMP1	Andrea Belicchi	3:35.357	22	9.430	227.8	Test Practice 2
20	21 STRAKKA RACING	HPD ARX 03a - Honda	LMP1	Jonny Kane	3:35.487	22	9.560	227.7	Test Practice 2
21	12 REBELLION RACING	Lola B12/60 Coupe - Toyota	LMP1	Neel Jani	3:36.876	21	10.949	226.2	Test Practice 1
22	17 PESCAROLO TEAM	Dome - Judd	LMP1	Nicolas Minassian	3:37.149	51	11.222	225.9	Test Practice 1
23	22 JRM	HPD ARX 03a - Honda	LMP1	Peter Dunmbreck	3:37.358	21	11.431	225.7	Test Practice 2
24	12 REBELLION RACING	Lola B12/60 Coupe - Toyota	LMP1	Nick Heidfeld	3:37.679	17	11.752	225.4	Test Practice 1
25	22 JRM	HPD ARX 03a - Honda	LMP1	Karun Chandhok	3:38.287	17	12.360	224.8	Test Practice 2
26	13 REBELLION RACING	Lola B12/60 Coupe - Toyota	LMP1	Harold Primat	3:39.092	16	13.090	224.0	Test Practice 1
27	13 REBELLION RACING	Lola B12/60 Coupe - Toyota	LMP1	Jeroen Bleekemolen	3:39.092	21	13.165	223.9	Test Practice 1
28	12 REBELLION RACING	Lola B12/60 Coupe - Toyota	LMP1	Nicolas Prost	3:40.299	12	14.372	222.7	Test Practice 1
29	16 PESCAROLO TEAM	Pescarolo 03 - Judd	LMP1	Emmanuel Collard	3:40.385	6	14.458	222.6	Test Practice 2
30	35 OAK RACING	Morgan - Nissan	LMP2	Olivier Pla	3:41.291	21	15.364	221.7	Test Practice 2
31	33 LEVEL 5 MOTORSPORTS	HPD ARX 03b - Honda	LMP2	Christophe Bouchut	3:41.598	22	15.671	221.4	Test Practice 2
32	16 PESCAROLO TEAM	Pescarolo 03 - Judd	LMP1	Stuart Hall	3:41.615	20	15.688	221.4	Test Practice 1
33	38 JOTA	Zytek Z11SN - Nissan	LMP2	Sam Hancock	3:41.738	24	15.811	221.3	Test Practice 1
34	15 OAK RACING	Oak Pescarolo - Judd	LMP1	Domonik Kraihamer	3:41.790	11	15.863	221.2	Test Practice 2
35	24 OAK RACING	Morgan - Judd	LMP2	Olivier Pla	3:42.036	14	16.109	221.0	Test Practice 2
36	19 SEBASTIEN LOEB RACING	Oreca 03 - Nissan	LMP2	Sébastien Loeb	3:42.248	22	16.321	220.8	Test Practice 2
37	49 PECOM RACING	Oreca 03 - Nissan	LMP2	Pierre Kaffer	3:42.443	19	16.516	220.6	Test Practice 1
38	17 PESCAROLO TEAM	Dome - Judd	LMP1	Seiji Ara	3:42.524	10	16.597	220.5	Test Practice 2
39	25 ADR-DELTA	Oreca 03 - Nissan	LMP2	Jan Charouz	3:42.731	17	16.804	220.3	Test Practice 1
40	33 LEVEL 5 MOTORSPORTS	HPD ARX 03b - Honda	LMP2	Luis Diaz	3:42.787	29	16.860	220.2	Test Practice 2
41	42 GREAVES MOTORSPORT	Zytek Z11SN - Nissan	LMP2	Alex Brundle	3:43.083	21	17.156	219.9	Test Practice 2
42	23 SIGNATECH NISSAN	Oreca 03 - Nissan	LMP2	Olivier Lombard	3:43.298	28	17.371	219.7	Test Practice 1
43	48 MURPHY PROTOTYPES	Oreca 03 - Nissan	LMP2	Warren Hughes	3:43.321	15	17.394	219.7	Test Practice 2
44	19 SEBASTIEN LOEB RACING	Oreca 03 - Nissan	LMP2	Jean-Karl Vernay	3:43.327	28	17.400	219.7	Test Practice 2
45	24 OAK RACING	Morgan - Judd	LMP2	Mathieu Lahaye	3:43.333	46	17.406	219.7	Test Practice 1
46	26 SIGNATECH NISSAN	Oreca 03 - Nissan	LMP2	Nelson Panciatichi	3:43.348	26	17.421	219.7	Test Practice 2
47	25 ADR-DELTA	Oreca 03 - Nissan	LMP2	John Martin	3:43.437	23	17.510	219.6	Test Practice 2
48	44 STARWORKS MOTORSPORT	HPD ARX 03b - Honda	LMP2	Thomas Kimber-Smith	3:43.672	17	17.745	219.4	Test Practice 1
49	23 SIGNATECH NISSAN	Oreca 03 - Nissan	LMP2	Franck Mailleux	3:43.976	19	18.049	219.1	Test Practice 2
50	42 GREAVES MOTORSPORT	Zytek Z11SN - Nissan	LMP2	Martin Brundle	3:44.104	25	18.177	218.9	Test Practice 2
51	30 STATUS GRAND PRIX	Lola - Judd	LMP2	Alexander Sims	3:44.110	20	18.183	218.9	Test Practice 2
52	44 STARWORKS MOTORSPORT	HPD ARX 03b - Honda	LMP2	Ryan Dalziel	3:44.296	11	18.369	218.7	Test Practice 2
53	46 THIRIET BY TDS RACING	Oreca 03 - Nissan	LMP2	Mathias Beche	3:44.404	24	18.477	218.6	Test Practice 2
54	46 THIRIET BY TDS RACING	Oreca 03 - Nissan	LMP2	Christophe Tinseau	3:44.422	22	18.495	218.6	Test Practice 1
55	38 JOTA	Zytek Z11SN - Nissan	LMP2	Haruki Kurosawa	3:44.434	25	18.507	218.6	Test Practice 2
56	41 GREAVES MOTORSPORT	Zytek Z11SN - Nissan	LMP2	Elton Julian	3:44.625	22	18.698	218.4	Test Practice 2
57	48 MURPHY PROTOTYPES	Oreca 03 - Nissan	LMP2	Jody Firth	3:44.659	20	18.732	218.4	Test Practice 1



24 HEURES DU MANS

16-17 JUN 2012



24 HEURES DU MANS

TEST DAY

After Test Practice 2

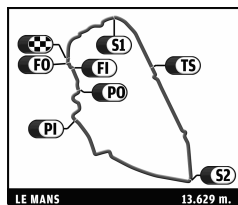
Classification by Driver Fastest Lap

Nr	Team	Car	Class	Driver	Time	Laps	Gap	Kph	Session
58	45 BOUTSEN GINION RACING	Oreca 03 - Nissan	LMP2	Shinji Nakano	3:45.401	22	19.474	217.7	Test Practice 1
59	41 GREAVES MOTORSPORT	Zytek Z11SN - Nissan	LMP2	Ricardo Gonzalez	3:45.410	19	19.483	217.7	Test Practice 2
60	42 GREAVES MOTORSPORT	Zytek Z11SN - Nissan	LMP2	Lucas Ordoñez	3:45.463	15	19.536	217.6	Test Practice 2
61	26 SIGNATECH NISSAN	Oreca 03 - Nissan	LMP2	Pierre Ragues	3:45.518	19	19.591	217.6	Test Practice 1
62	38 JOTA	Zytek Z11SN - Nissan	LMP2	Simon Dolan	3:45.638	28	19.711	217.4	Test Practice 1
63	30 STATUS GRAND PRIX	Lola - Judd	LMP2	Yelmer Buurman	3:45.740	18	19.813	217.3	Test Practice 1
64	26 SIGNATECH NISSAN	Oreca 03 - Nissan	LMP2	Roman Rusinov	3:45.773	22	19.846	217.3	Test Practice 2
65	19 SEBASTIEN LOEB RACING	Oreca 03 - Nissan	LMP2	Nicolas Marroc	3:45.895	29	19.968	217.2	Test Practice 1
66	49 PECOM RACING	Oreca 03 - Nissan	LMP2	Soheil Ayari	3:45.929	20	20.002	217.2	Test Practice 1
67	15 OAK RACING	Oak Pescarolo - Judd	LMP1	Bertrand Baguette	3:46.313	19	20.386	216.8	Test Practice 1
68	95 LEVEL 5 MOTORSPORTS	HPD ARX 03b - Honda	LMP2	Luis Diaz	3:46.326	9	20.399	216.8	Test Practice 2
69	25 ADR-DELTA	Oreca 03 - Nissan	LMP2	Tor Graves	3:46.657	24	20.730	216.5	Test Practice 1
70	46 THIRIET BY TDS RACING	Oreca 03 - Nissan	LMP2	Pierre Thiriet	3:46.711	12	20.784	216.4	Test Practice 1
71	49 PECOM RACING	Oreca 03 - Nissan	LMP2	Luis Perez-Companc	3:46.726	28	20.799	216.4	Test Practice 1
72	48 MURPHY PROTOTYPES	Oreca 03 - Nissan	LMP2	Brendon Hartley	3:46.742	25	20.815	216.4	Test Practice 2
73	35 OAK RACING	Morgan - Nissan	LMP2	David Heinemair Hansson	3:46.772	54	20.845	216.4	Test Practice 1
74	22 JRM	HPD ARX 03a - Honda	LMP1	David Brabham	3:46.802	5	20.875	216.3	Test Practice 1
75	21 STRAKKA RACING	HPD ARX 03a - Honda	LMP1	Nick Leventis	3:46.958	17	21.031	216.2	Test Practice 2
76	40 RACE PERFORMANCE	Oreca 03 - Judd	LMP2	Ralph Meichtry	3:47.600	10	21.673	215.6	Test Practice 1
77	15 OAK RACING	Oak Pescarolo - Judd	LMP1	Guillaume Moreau	3:47.648	5	21.721	215.5	Test Practice 1
78	45 BOUTSEN GINION RACING	Oreca 03 - Nissan	LMP2	Jens Petersen	3:47.669	25	21.742	215.5	Test Practice 2
79	0 HIGHCROFT RACING	Delta Wing Nissan	CDNT	Satoshi Motoyama	3:47.980	19	22.053	215.2	Test Practice 1
80	28 GULF RACING MIDDLE EAST	Lola B12/80 Coupe - Nissan	LMP2	Fabien Giroix	3:48.063	10	22.136	215.1	Test Practice 2
81	0 HIGHCROFT RACING	Delta Wing Nissan	CDNT	Marino Franchitti	3:48.271	11	22.344	214.9	Test Practice 2
82	16 PESCAROLO TEAM	Pescarolo 03 - Judd	LMP1	Jean-Christophe Boullion	3:49.114	7	23.187	214.1	Test Practice 2
83	95 LEVEL 5 MOTORSPORTS	HPD ARX 03b - Honda	LMP2	Scott Tucker	3:49.167	69	23.240	214.1	Test Practice 1
84	23 SIGNATECH NISSAN	Oreca 03 - Nissan	LMP2	Jordan Tresson	3:49.974	32	24.047	213.3	Test Practice 1
85	0 HIGHCROFT RACING	Delta Wing Nissan	CDNT	Michael Krumm	3:50.195	24	24.268	213.1	Test Practice 1
86	45 BOUTSEN GINION RACING	Oreca 03 - Nissan	LMP2	Bastien Briere	3:50.237	20	24.310	213.1	Test Practice 2
87	24 OAK RACING	Morgan - Judd	LMP2	Jacques Nicolet	3:50.788	16	24.861	212.6	Test Practice 1
88	44 STARWORKS MOTORSPORT	HPD ARX 03b - Honda	LMP2	Vincente Potolicchio	3:51.181	19	25.254	212.2	Test Practice 2
89	40 RACE PERFORMANCE	Oreca 03 - Judd	LMP2	Michel Frey	3:53.264	8	27.337	210.3	Test Practice 1
90	30 STATUS GRAND PRIX	Lola - Judd	LMP2	Romain Iannetta	3:54.066	14	28.139	209.6	Test Practice 2
91	31 LOTUS	LOLA B12/80 Coupe - Lotus	LMP2	Thomas Holzer	3:54.087	17	28.160	209.6	Test Practice 2
92	28 GULF RACING MIDDLE EAST	Lola B12/80 Coupe - Nissan	LMP2	Stefan Johansson	3:54.692	12	28.765	209.1	Test Practice 2
93	29 GULF RACING MIDDLE EAST	Lola B12/80 Coupe - Nissan	LMP2	Jean-Denis Deletraz	3:55.132	14	29.205	208.7	Test Practice 1
94	91 TEAM ORECA	Oreca FLM 09	LMPC	Steven Palette	3:56.496	13	30.569	207.5	Test Practice 2
95	28 GULF RACING MIDDLE EAST	Lola B12/80 Coupe - Nissan	LMP2	Ludovic Badey	3:57.326	10	31.399	206.7	Test Practice 1
96	91 TEAM ORECA	Oreca FLM 09	LMPC	Duncan Ende	3:57.447	21	31.520	206.6	Test Practice 2
97	40 RACE PERFORMANCE	Oreca 03 - Judd	LMP2	Jonathan Hirschi	3:57.451	8	31.524	206.6	Test Practice 1
98	31 LOTUS	LOLA B12/80 Coupe - Lotus	LMP2	Renger van der Zande	3:58.024	13	32.097	206.1	Test Practice 2
99	32 LOTUS	LOLA B12/80 Coupe - Lotus	LMP2	James Rossiter	3:58.526	3	32.599	205.7	Test Practice 1
100	43 EXTREME LIMITE ARIC	Norma MP 2000 - Judd	LMP2	Philippe Haezebrouck	3:58.712	20	32.785	205.5	Test Practice 1
101	90 TEAM ORECA	Oreca FLM 09	LMPC	Bruno Bazaud	3:58.734	18	32.807	205.5	Test Practice 2
102	59 LUXURY RACING	Ferrari 458 Italia	LMGTE Pro	Frédéric Makowiecki	3:58.869	33	32.942	205.4	Test Practice 1
103	74 CORVETTE RACING	Chevrolet Corvette C6-ZR1	LMGTE Pro	Oliver Gavin	3:58.971	32	33.044	205.3	Test Practice 2
104	31 LOTUS	LOLA B12/80 Coupe - Lotus	LMP2	Luca Moro	3:59.219	11	33.292	205.1	Test Practice 2
105	51 AF CORSE	Ferrari 458 Italia	LMGTE Pro	Gianmaria Bruni	3:59.392	21	33.465	205.0	Test Practice 2
106	51 AF CORSE	Ferrari 458 Italia	LMGTE Pro	Giancarlo Fisichella	3:59.827	22	33.900	204.6	Test Practice 2
107	99 ASTON MARTIN RACING	Aston Martin Vantage V8	LMGTE Am	Allan Simonsen	3:59.938	21	34.011	204.5	Test Practice 2
108	73 CORVETTE RACING	Chevrolet Corvette C6-ZR1	LMGTE Pro	Antonio Garcia	4:00.062	28	34.135	204.4	Test Practice 2
109	97 ASTON MARTIN RACING	Aston Martin Vantage V8	LMGTE Pro	Stefan Mücke	4:00.128	15	34.201	204.3	Test Practice 1
110	76 IMSA PERFORMANCE MATMUT	Porsche 911 RSR (997)	LMGTE Pro	Patrick Pilet	4:00.163	46	34.236	204.3	Test Practice 2
111	80 FLYING LIZARD MOTORSPORTS	Porsche 911 RSR (997)	LMGTE Pro	Marco Holzer	4:00.287	24	34.360	204.2	Test Practice 2
112	77 TEAM FELBERMAYR-PROTON	Porsche 911 RSR (997)	LMGTE Pro	Marc Lieb	4:00.356	34	34.429	204.1	Test Practice 2
113	41 GREAVES MOTORSPORT	Zytek Z11SN - Nissan	LMP2	Christian Zügel	4:00.620	23	34.693	203.9	Test Practice 2
114	71 AF CORSE	Ferrari 458 Italia	LMGTE Pro	Olivier Beretta	4:00.690	25	34.763	203.8	Test Practice 2
115	77 TEAM FELBERMAYR-PROTON	Porsche 911 RSR (997)	LMGTE Pro	Richard Lietz	4:00.744	26	34.817	203.8	Test Practice 2
116	97 ASTON MARTIN RACING	Aston Martin Vantage V8	LMGTE Pro	Darren Turner	4:00.892	20	34.965	203.7	Test Practice 2
117	50 LARBRE COMPETITION	Chevrolet Corvette C6-ZR1	LMGTE Am	Pedro Lamy	4:01.160	19	35.233	203.5	Test Practice 2
118	79 FLYING LIZARD MOTORSPORTS	Porsche 911 RSR (997)	LMGTE Am	Marco Holzer	4:01.284	7	35.357	203.3	Test Practice 2



24 HEURES DU MANS

16-17 JUN 2012



24 HEURES DU MANS

TEST DAY

After Test Practice 2

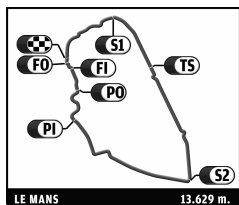
Classification by Driver Fastest Lap

Nr	Team	Car	Class	Driver	Time	Laps	Gap	Kph	Session	
119	66	JMW MOTORSPORT	Ferrari 458 Italia	LMGTE Pro	Jonathan Cocker	4:01.459	28	35.532	203.2	Test Practice 2
120	31	LOTUS	LOLA B12/80 Coupe - Lotus	LMP2	Mirco Schultis	4:01.661	18	35.734	203.0	Test Practice 2
121	74	CORVETTE RACING	Chevrolet Corvette C6-ZR1	LMGTE Pro	Tommy Milner	4:01.798	40	35.871	202.9	Test Practice 2
122	90	TEAM ORECA	Oreca FLM 09	LMPC	Denis Caillon	4:01.857	34	35.930	202.9	Test Practice 2
123	80	FLYING LIZARD MOTORSPORTS	Porsche 911 RSR (997)	LMGTE Pro	Patrick Long	4:01.879	15	35.952	202.8	Test Practice 2
124	80	FLYING LIZARD MOTORSPORTS	Porsche 911 RSR (997)	LMGTE Pro	Jörg Bergmeister	4:02.020	12	36.093	202.7	Test Practice 1
125	29	GULF RACING MIDDLE EAST	Lola B12/80 Coupe - Nissan	LMP2	Keiko Ihara	4:02.053	15	36.126	202.7	Test Practice 1
126	73	CORVETTE RACING	Chevrolet Corvette C6-ZR1	LMGTE Pro	Jan Magnussen	4:02.190	20	36.263	202.6	Test Practice 1
127	97	ASTON MARTIN RACING	Aston Martin Vantage V8	LMGTE Pro	Adrian Fernandez	4:02.326	25	36.399	202.5	Test Practice 2
128	51	AF CORSE	Ferrari 458 Italia	LMGTE Pro	Toni Vilander	4:02.453	15	36.526	202.4	Test Practice 1
129	67	IMSA PERFORMANCE MATMUT	Porsche 911 RSR (997)	LMGTE Am	Nicolas Armino	4:02.548	26	36.621	202.3	Test Practice 2
130	88	TEAM FELBERMAYR-PROTON	Porsche 911 RSR (997)	LMGTE Am	Paolo Ruberti	4:02.977	9	37.050	201.9	Test Practice 2
131	71	AF CORSE	Ferrari 458 Italia	LMGTE Pro	Marco Cioci	4:03.244	12	37.317	201.7	Test Practice 1
132	99	ASTON MARTIN RACING	Aston Martin Vantage V8	LMGTE Am	Christoffer Nygaard	4:03.249	18	37.322	201.7	Test Practice 2
133	73	CORVETTE RACING	Chevrolet Corvette C6-ZR1	LMGTE Pro	Jordan Taylor	4:03.601	13	37.674	201.4	Test Practice 2
134	71	AF CORSE	Ferrari 458 Italia	LMGTE Pro	Andrea Bertolini	4:03.617	32	37.690	201.4	Test Practice 2
135	99	ASTON MARTIN RACING	Aston Martin Vantage V8	LMGTE Am	Kristian Poulsen	4:03.874	16	37.947	201.2	Test Practice 1
136	70	LARBRE COMPETITION	Chevrolet Corvette C6-ZR1	LMGTE Am	Christophe Bourret	4:04.016	28	38.089	201.1	Test Practice 2
137	79	FLYING LIZARD MOTORSPORTS	Porsche 911 RSR (997)	LMGTE Am	Patrick Long	4:04.350	9	38.423	200.8	Test Practice 1
138	83	JMB RACING	Ferrari 458 Italia	LMGTE Am	Alain Ferte	4:04.779	22	38.852	200.4	Test Practice 2
139	43	EXTREME LIMITE ARIC	Norma MP 2000 - Judd	LMP2	Philippe Thirion	4:04.815	28	38.888	200.4	Test Practice 2
140	50	LARBRE COMPETITION	Chevrolet Corvette C6-ZR1	LMGTE Am	Julien Canal	4:04.831	16	38.904	200.4	Test Practice 2
141	50	LARBRE COMPETITION	Chevrolet Corvette C6-ZR1	LMGTE Am	Patrick Bornhauser	4:04.850	22	38.923	200.4	Test Practice 2
142	58	LUXURY RACING	Ferrari 458 Italia	LMGTE Am	Gunnar Jeannette	4:05.018	14	39.091	200.2	Test Practice 2
143	76	IMSA PERFORMANCE MATMUT	Porsche 911 RSR (997)	LMGTE Pro	Kevin Estre	4:05.198	11	39.271	200.1	Test Practice 2
144	76	IMSA PERFORMANCE MATMUT	Porsche 911 RSR (997)	LMGTE Pro	Sean Edwards	4:05.200	10	39.273	200.1	Test Practice 2
145	61	AF CORSE-WALTRIP	Ferrari 458 Italia	LMGTE Am	Rui Aguias	4:05.553	16	39.626	199.8	Test Practice 2
146	67	IMSA PERFORMANCE MATMUT	Porsche 911 RSR (997)	LMGTE Am	Raymond Narac	4:06.650	18	40.723	198.9	Test Practice 1
147	90	TEAM ORECA	Oreca FLM 09	LMPC	Fabien Barthez	4:06.966	19	41.039	198.7	Test Practice 2
148	81	AF CORSE	Ferrari 458 Italia	LMGTE Am	Piergiuseppe Perazzini	4:07.075	42	41.148	198.6	Test Practice 2
149	88	TEAM FELBERMAYR-PROTON	Porsche 911 RSR (997)	LMGTE Am	Gianluca Roda	4:07.842	19	41.915	198.0	Test Practice 2
150	58	LUXURY RACING	Ferrari 458 Italia	LMGTE Am	Pierre Ehret	4:08.206	24	42.279	197.7	Test Practice 2
151	57	KROHN RACING	Ferrari 458 Italia	LMGTE Am	Michele Rugolo	4:08.295	6	42.368	197.6	Test Practice 2
152	66	JMW MOTORSPORT	Ferrari 458 Italia	LMGTE Pro	James Walker	4:08.771	20	42.844	197.2	Test Practice 1
153	55	JWA-AVILA	Porsche 911 RSR (997)	LMGTE Am	Joël Camathias	4:09.532	30	43.605	196.6	Test Practice 2
154	88	TEAM FELBERMAYR-PROTON	Porsche 911 RSR (997)	LMGTE Am	Christian Ried	4:09.591	14	43.664	196.6	Test Practice 2
155	57	KROHN RACING	Ferrari 458 Italia	LMGTE Am	Tracy Krohn	4:10.170	40	44.243	196.1	Test Practice 2
156	91	TEAM ORECA	Oreca FLM 09	LMPC	Henri Richard	4:10.416	19	44.489	195.9	Test Practice 2
157	70	LARBRE COMPETITION	Chevrolet Corvette C6-ZR1	LMGTE Am	Jean-Philippe Belloc	4:10.629	13	44.702	195.8	Test Practice 1
158	55	JWA-AVILA	Porsche 911 RSR (997)	LMGTE Am	Paul Daniels	4:10.750	23	44.823	195.7	Test Practice 2
159	67	IMSA PERFORMANCE MATMUT	Porsche 911 RSR (997)	LMGTE Am	Anthony Pons	4:10.915	37	44.988	195.5	Test Practice 2
160	58	LUXURY RACING	Ferrari 458 Italia	LMGTE Am	Frank Montecalvo	4:10.973	23	45.046	195.5	Test Practice 1
161	81	AF CORSE	Ferrari 458 Italia	LMGTE Am	Matt Griffin	4:11.129	21	45.202	195.4	Test Practice 1
162	66	JMW MOTORSPORT	Ferrari 458 Italia	LMGTE Pro	Roger Wills	4:11.591	17	45.664	195.0	Test Practice 1
163	81	AF CORSE	Ferrari 458 Italia	LMGTE Am	Nicola Cadei	4:12.048	13	46.121	194.7	Test Practice 1
164	79	FLYING LIZARD MOTORSPORTS	Porsche 911 RSR (997)	LMGTE Am	Seth Neiman	4:12.228	28	46.301	194.5	Test Practice 1
165	83	JMB RACING	Ferrari 458 Italia	LMGTE Am	Manuel Rodrigues	4:12.990	22	47.063	193.9	Test Practice 2
166	61	AF CORSE-WALTRIP	Ferrari 458 Italia	LMGTE Am	Brian Vickers	4:13.159	13	47.232	193.8	Test Practice 1
167	70	LARBRE COMPETITION	Chevrolet Corvette C6-ZR1	LMGTE Am	Pascal Gibon	4:14.506	21	48.579	192.8	Test Practice 2
168	83	JMB RACING	Ferrari 458 Italia	LMGTE Am	Philippe Illiano	4:17.073	27	51.146	190.9	Test Practice 2
169	76	IMSA PERFORMANCE MATMUT	Porsche 911 RSR (997)	LMGTE Pro	Bret Curtis	4:21.396	11	55.469	187.7	Test Practice 1
170	29	GULF RACING MIDDLE EAST	Lola B12/80 Coupe - Nissan	LMP2	Steve Quick	4:22.051	17	56.124	187.2	Test Practice 2
171	61	AF CORSE-WALTRIP	Ferrari 458 Italia	LMGTE Am	Robert Kauffman	4:24.548	16	58.621	185.5	Test Practice 1
172	32	LOTUS	LOLA B12/80 Coupe - Lotus	LMP2	Kevin Weeda	4:48.402	6	1'22.475	170.1	Test Practice 2
173	43	EXTREME LIMITE ARIC	Norma MP 2000 - Judd	LMP2	Philippe Papin	24:07.849	1	2'041.922	33.9	Test Practice 2
174	95	LEVEL 5 MOTORSPORTS	HPD ARX 03b - Honda	LMP2	Christophe Bouchut		0			
175	4	AUDI SPORT NORTH AMERICA	Audi R18 Ultra	LMP1	Marc Gené		0			
176	50	LARBRE COMPETITION	Chevrolet Corvette C6-ZR1	LMGTE Am	Jean-Philippe Belloc		0			
177	70	LARBRE COMPETITION	Chevrolet Corvette C6-ZR1	LMGTE Am	Pedro Lamy		0			
178	7	TOYOTA RACING	Toyota TS 030 - Hybrid	LMP1	Sébastien Buemi		0			
179	32	LOTUS	LOLA B12/80 Coupe - Lotus	LMP2	Dariusch Ahrabian		0			



24 HEURES DU MANS

16-17 JUIN 2012



24 HEURES DU MANS

TEST DAY

After Test Practice 2

Classification by Driver Fastest Lap

Nr	Team	Car	Class	Driver	Time	Laps	Gap	Kph	Session
180	8 TOYOTA RACING	Toyota TS 030 - Hybrid	LMP1	Stéphane Sarrazin		0			
181	33 LEVEL 5 MOTORSPORTS	HPD ARX 03b - Honda	LMP2	Scott Tucker		0			
182	35 OAK RACING	Morgan - Nissan	LMP2	Jacques Nicolet		0			
183	59 LUXURY RACING	Ferrari 458 Italia	LMGTE Pro	..		0			

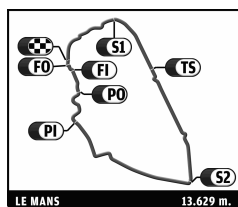
Published at:

Race Director:	Timekeeper:
-----------------------	--------------------



24 HEURES DU MANS

16-17 JUN 2012



24 HEURES DU MANS

TEST DAY

After Test Practice 2

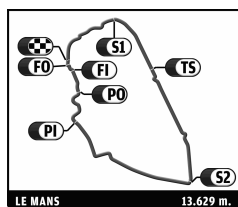
Classification by Driver And Class Fastest Lap

Nr	Team	Car	Class	Driver	Time	Laps	Gap	Kph	Session
LMP1									
1	2 AUDI SPORT TEAM JOEST	Audi R18 e-tron quattro	LMP1	Allan McNish	3:25.927	26		238.3	Test Practice 2
2	1 AUDI SPORT TEAM JOEST	Audi R18 e-tron quattro	LMP1	André Lotterer	3:26.468	29	0.541	237.6	Test Practice 2
3	3 AUDI SPORT TEAM JOEST	Audi R18 Ultra	LMP1	Loic Duval	3:26.561	22	0.634	237.5	Test Practice 2
4	7 TOYOTA RACING	Toyota TS 030 - Hybrid	LMP1	Alexander Wurz	3:27.204	26	1.277	236.8	Test Practice 2
5	1 AUDI SPORT TEAM JOEST	Audi R18 e-tron quattro	LMP1	Marcel Faessler	3:27.747	31	1.820	236.2	Test Practice 2
6	7 TOYOTA RACING	Toyota TS 030 - Hybrid	LMP1	Nicolas Lapierre	3:27.774	28	1.847	236.1	Test Practice 2
7	4 AUDI SPORT TEAM JOEST	Audi R18 Ultra	LMP1	Romain Dumas	3:27.876	34	1.949	236.0	Test Practice 2
8	2 AUDI SPORT TEAM JOEST	Audi R18 e-tron quattro	LMP1	Tom Kristensen	3:28.084	24	2.157	235.8	Test Practice 1
9	8 TOYOTA RACING	Toyota TS 030 - Hybrid	LMP1	Sébastien Buemi	3:28.298	34	2.371	235.5	Test Practice 1
10	1 AUDI SPORT TEAM JOEST	Audi R18 e-tron quattro	LMP1	Benoît Tréluyer	3:28.332	23	2.405	235.5	Test Practice 1
11	4 AUDI SPORT NORTH AMERICA	Audi R18 Ultra	LMP1	Marco Bonanomi	3:28.765	39	2.838	235.0	Test Practice 1
12	8 TOYOTA RACING	Toyota TS 030 - Hybrid	LMP1	Anthony Davidson	3:29.710	30	3.783	234.0	Test Practice 2
13	4 AUDI SPORT NORTH AMERICA	Audi R18 Ultra	LMP1	Olivier Jarvis	3:30.036	58	4.109	233.6	Test Practice 2
14	3 AUDI SPORT TEAM JOEST	Audi R18 Ultra	LMP1	Marc Gené	3:30.061	32	4.134	233.6	Test Practice 1
15	7 TOYOTA RACING	Toyota TS 030 - Hybrid	LMP1	Kazuki Nakajima	3:30.202	29	4.275	233.4	Test Practice 1
16	2 AUDI SPORT TEAM JOEST	Audi R18 e-tron quattro	LMP1	Rinaldo Capello	3:32.216	12	6.289	231.2	Test Practice 1
17	21 STRAKKA RACING	HPD ARX 03a - Honda	LMP1	Danny Watts	3:34.243	7	8.316	229.0	Test Practice 1
18	8 TOYOTA RACING	Toyota TS 030 - Hybrid	LMP1	Kazuki Nakajima	3:34.651	8	8.724	228.6	Test Practice 1
19	13 REBELLION RACING	Lola B12/60 Coupe - Toyota	LMP1	Andrea Belicchi	3:35.357	22	9.430	227.8	Test Practice 2
20	21 STRAKKA RACING	HPD ARX 03a - Honda	LMP1	Jonny Kane	3:35.487	22	9.560	227.7	Test Practice 2
21	12 REBELLION RACING	Lola B12/60 Coupe - Toyota	LMP1	Neel Jani	3:36.876	21	10.949	226.2	Test Practice 1
22	17 PESCAROLO TEAM	Dome - Judd	LMP1	Nicolas Minassian	3:37.149	51	11.222	225.9	Test Practice 1
23	22 JRM	HPD ARX 03a - Honda	LMP1	Peter Dumbreck	3:37.358	21	11.431	225.7	Test Practice 2
24	12 REBELLION RACING	Lola B12/60 Coupe - Toyota	LMP1	Nick Heidfeld	3:37.679	17	11.752	225.4	Test Practice 1
25	22 JRM	HPD ARX 03a - Honda	LMP1	Karun Chandhok	3:38.287	17	12.360	224.8	Test Practice 2
26	13 REBELLION RACING	Lola B12/60 Coupe - Toyota	LMP1	Harold Primat	3:39.017	16	13.090	224.0	Test Practice 1
27	13 REBELLION RACING	Lola B12/60 Coupe - Toyota	LMP1	Jeroen Bleekemolen	3:39.092	21	13.165	223.9	Test Practice 1
28	12 REBELLION RACING	Lola B12/60 Coupe - Toyota	LMP1	Nicolas Prost	3:40.299	12	14.372	222.7	Test Practice 1
29	16 PESCAROLO TEAM	Pescarolo 03 - Judd	LMP1	Emmanuel Collard	3:40.385	6	14.458	222.6	Test Practice 2
30	16 PESCAROLO TEAM	Pescarolo 03 - Judd	LMP1	Stuart Hall	3:41.615	20	15.688	221.4	Test Practice 1
31	15 OAK RACING	Oak Pescarolo - Judd	LMP1	Domonik Kraihamer	3:41.790	11	15.863	221.2	Test Practice 2
32	17 PESCAROLO TEAM	Dome - Judd	LMP1	Seiji Ara	3:42.524	10	16.597	220.5	Test Practice 2
33	15 OAK RACING	Oak Pescarolo - Judd	LMP1	Bertrand Baguette	3:46.313	19	20.386	216.8	Test Practice 1
34	22 JRM	HPD ARX 03a - Honda	LMP1	David Brabham	3:46.802	5	20.875	216.3	Test Practice 1
35	21 STRAKKA RACING	HPD ARX 03a - Honda	LMP1	Nick Leventis	3:46.958	17	21.031	216.2	Test Practice 2
36	15 OAK RACING	Oak Pescarolo - Judd	LMP1	Guillaume Moreau	3:47.648	5	21.721	215.5	Test Practice 1
37	16 PESCAROLO TEAM	Pescarolo 03 - Judd	LMP1	Jean-Christophe Boullion	3:49.114	7	23.187	214.1	Test Practice 2
1	4 AUDI SPORT NORTH AMERICA	Audi R18 Ultra	LMP1	Marc Gené					
1	7 TOYOTA RACING	Toyota TS 030 - Hybrid	LMP1	Sébastien Buemi					
1	8 TOYOTA RACING	Toyota TS 030 - Hybrid	LMP1	Stéphane Sarrazin					
LMP2									
1	35 OAK RACING	Morgan - Nissan	LMP2	Olivier Pla	3:41.291	21		221.7	Test Practice 2
2	33 LEVEL 5 MOTORSPORTS	HPD ARX 03b - Honda	LMP2	Christophe Bouchut	3:41.598	22	0.307	221.4	Test Practice 2
3	38 JOTA	Zytek Z111SN - Nissan	LMP2	Sam Hancock	3:41.738	24	0.447	221.3	Test Practice 1
4	24 OAK RACING	Morgan - Judd	LMP2	Olivier Pla	3:42.036	14	0.745	221.0	Test Practice 2
5	19 SEBASTIEN LOEB RACING	Oreca 03 - Nissan	LMP2	Sébastien Loeb	3:42.248	22	0.957	220.8	Test Practice 2
6	49 PECOM RACING	Oreca 03 - Nissan	LMP2	Pierre Kaffer	3:42.443	19	1.152	220.6	Test Practice 1
7	25 ADR-DELTA	Oreca 03 - Nissan	LMP2	Jan Charouz	3:42.731	17	1.440	220.3	Test Practice 1
8	33 LEVEL 5 MOTORSPORTS	HPD ARX 03b - Honda	LMP2	Luis Diaz	3:42.787	29	1.496	220.2	Test Practice 2
9	42 GREAVES MOTORSPORT	Zytek Z111SN - Nissan	LMP2	Alex Brundle	3:43.083	21	1.792	219.9	Test Practice 2
10	23 SIGNATECH NISSAN	Oreca 03 - Nissan	LMP2	Olivier Lombard	3:43.298	28	2.007	219.7	Test Practice 1
11	48 MURPHY PROTOTYPES	Oreca 03 - Nissan	LMP2	Warren Hughes	3:43.321	15	2.030	219.7	Test Practice 2
12	19 SEBASTIEN LOEB RACING	Oreca 03 - Nissan	LMP2	Jean-Karl Vernay	3:43.327	28	2.036	219.7	Test Practice 2
13	24 OAK RACING	Morgan - Judd	LMP2	Mathieu Lahaye	3:43.333	46	2.042	219.7	Test Practice 1
14	26 SIGNATECH NISSAN	Oreca 03 - Nissan	LMP2	Nelson Panciatici	3:43.348	26	2.057	219.7	Test Practice 2
15	25 ADR-DELTA	Oreca 03 - Nissan	LMP2	John Martin	3:43.437	23	2.146	219.6	Test Practice 2
16	44 STARWORKS MOTORSPORT	HPD ARX 03b - Honda	LMP2	Thomas Kimber-Smith	3:43.672	17	2.381	219.4	Test Practice 1
17	23 SIGNATECH NISSAN	Oreca 03 - Nissan	LMP2	Franck Mailleux	3:43.976	19	2.685	219.1	Test Practice 2
18	42 GREAVES MOTORSPORT	Zytek Z111SN - Nissan	LMP2	Martin Brundle	3:44.104	25	2.813	218.9	Test Practice 2
19	30 STATUS GRAND PRIX	Lola - Judd	LMP2	Alexander Sims	3:44.110	20	2.819	218.9	Test Practice 2



24 HEURES DU MANS

16-17 JUN 2012



24 HEURES DU MANS

TEST DAY

After Test Practice 2

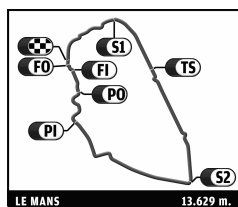
Classification by Driver And Class Fastest Lap

Nr	Team	Car	Class	Driver	Time	Laps	Gap	Kph	Session
20	44 STARWORKS MOTORSPORT	HPD ARX 03b - Honda	LMP2	Ryan Dalziel	3:44.296	11	3.005	218.7	Test Practice 2
21	46 THIRIET BY TDS RACING	Oreca 03 - Nissan	LMP2	Mathias Beche	3:44.404	24	3.113	218.6	Test Practice 2
22	46 THIRIET BY TDS RACING	Oreca 03 - Nissan	LMP2	Christophe Tinseau	3:44.422	22	3.131	218.6	Test Practice 1
23	38 JOTA	Zytek Z11SN - Nissan	LMP2	Haruki Kurosawa	3:44.434	25	3.143	218.6	Test Practice 2
24	41 GREAVES MOTORSPORT	Zytek Z11SN - Nissan	LMP2	Elton Julian	3:44.625	22	3.334	218.4	Test Practice 2
25	48 MURPHY PROTOTYPES	Oreca 03 - Nissan	LMP2	Jody Firth	3:44.659	20	3.368	218.4	Test Practice 1
26	45 BOUTSEN GINION RACING	Oreca 03 - Nissan	LMP2	Shinji Nakano	3:45.401	22	4.110	217.7	Test Practice 1
27	41 GREAVES MOTORSPORT	Zytek Z11SN - Nissan	LMP2	Ricardo Gonzalez	3:45.410	19	4.119	217.7	Test Practice 2
28	42 GREAVES MOTORSPORT	Zytek Z11SN - Nissan	LMP2	Lucas Ordoñez	3:45.463	15	4.172	217.6	Test Practice 2
29	26 SIGNATECH NISSAN	Oreca 03 - Nissan	LMP2	Pierre Ragues	3:45.518	19	4.227	217.6	Test Practice 1
30	38 JOTA	Zytek Z11SN - Nissan	LMP2	Shinji Nakano	3:45.638	28	4.347	217.4	Test Practice 1
31	30 STATUS GRAND PRIX	Lola - Judd	LMP2	Yelmer Buurman	3:45.740	18	4.449	217.3	Test Practice 1
32	26 SIGNATECH NISSAN	Oreca 03 - Nissan	LMP2	Roman Rusinov	3:45.773	22	4.482	217.3	Test Practice 2
33	19 SEBASTIEN LOEB RACING	Oreca 03 - Nissan	LMP2	Nicolas Marroc	3:45.895	29	4.604	217.2	Test Practice 1
34	49 PECOM RACING	Oreca 03 - Nissan	LMP2	Soheil Ayari	3:45.929	20	4.638	217.2	Test Practice 1
35	95 LEVEL 5 MOTORSPORTS	HPD ARX 03b - Honda	LMP2	Luis Diaz	3:46.326	9	5.035	216.8	Test Practice 2
36	25 ADR-DELTA	Oreca 03 - Nissan	LMP2	Tor Graves	3:46.657	24	5.366	216.5	Test Practice 1
37	46 THIRIET BY TDS RACING	Oreca 03 - Nissan	LMP2	Pierre Thiriet	3:46.711	12	5.420	216.4	Test Practice 1
38	49 PECOM RACING	Oreca 03 - Nissan	LMP2	Luis Perez-Companc	3:46.726	28	5.435	216.4	Test Practice 1
39	48 MURPHY PROTOTYPES	Oreca 03 - Nissan	LMP2	Brendon Hartley	3:46.742	25	5.451	216.4	Test Practice 2
40	35 OAK RACING	Morgan - Nissan	LMP2	David Heinemair Hansson	3:46.772	54	5.481	216.4	Test Practice 1
41	40 RACE PERFORMANCE	Oreca 03 - Judd	LMP2	Ralph Meichtry	3:47.600	10	6.309	215.6	Test Practice 1
42	45 BOUTSEN GINION RACING	Oreca 03 - Nissan	LMP2	Jens Petersen	3:47.669	25	6.378	215.5	Test Practice 2
43	28 GULF RACING MIDDLE EAST	Lola B12/80 Coupe - Nissan	LMP2	Fabien Giroix	3:48.063	10	6.772	215.1	Test Practice 2
44	95 LEVEL 5 MOTORSPORTS	HPD ARX 03b - Honda	LMP2	Scott Tucker	3:49.167	69	7.876	214.1	Test Practice 1
45	23 SIGNATECH NISSAN	Oreca 03 - Nissan	LMP2	Jordan Tresson	3:49.974	32	8.683	213.3	Test Practice 1
46	45 BOUTSEN GINION RACING	Oreca 03 - Nissan	LMP2	Bastien Briere	3:50.237	20	8.946	213.1	Test Practice 2
47	24 OAK RACING	Morgan - Judd	LMP2	Jacques Nicolet	3:50.788	16	9.497	212.6	Test Practice 1
48	44 STARWORKS MOTORSPORT	HPD ARX 03b - Honda	LMP2	Vincente Potolicchio	3:51.181	19	9.890	212.2	Test Practice 2
49	40 RACE PERFORMANCE	Oreca 03 - Judd	LMP2	Michel Frey	3:53.264	8	11.973	210.3	Test Practice 1
50	30 STATUS GRAND PRIX	Lola - Judd	LMP2	Romain Iannetta	3:54.066	14	12.775	209.6	Test Practice 2
51	31 LOTUS	LOLA B12/80 Coupe - Lotus	LMP2	Thomas Holzer	3:54.087	17	12.796	209.6	Test Practice 2
52	28 GULF RACING MIDDLE EAST	Lola B12/80 Coupe - Nissan	LMP2	Stefan Johansson	3:54.692	12	13.401	209.1	Test Practice 2
53	29 GULF RACING MIDDLE EAST	Lola B12/80 Coupe - Nissan	LMP2	Jean-Denis Deletraz	3:55.132	14	13.841	208.7	Test Practice 1
54	28 GULF RACING MIDDLE EAST	Lola B12/80 Coupe - Nissan	LMP2	Ludovic Badey	3:57.326	10	16.035	206.7	Test Practice 1
55	40 RACE PERFORMANCE	Oreca 03 - Judd	LMP2	Jonathan Hirschi	3:57.451	8	16.160	206.6	Test Practice 1
56	31 LOTUS	LOLA B12/80 Coupe - Lotus	LMP2	Renger van der Zande	3:58.024	13	16.733	206.1	Test Practice 2
57	32 LOTUS	LOLA B12/80 Coupe - Lotus	LMP2	James Rossiter	3:58.526	3	17.235	205.7	Test Practice 1
58	43 EXTREME LIMITE ARIC	Norma MP 2000 - Judd	LMP2	Philippe Haezebrouck	3:58.712	20	17.421	205.5	Test Practice 1
59	31 LOTUS	LOLA B12/80 Coupe - Lotus	LMP2	Luca Moro	3:59.219	11	17.928	205.1	Test Practice 2
60	41 GREAVES MOTORSPORT	Zytek Z11SN - Nissan	LMP2	Christian Zugel	4:00.620	23	19.329	203.9	Test Practice 2
61	31 LOTUS	LOLA B12/80 Coupe - Lotus	LMP2	Mirco Schultis	4:01.661	18	20.370	203.0	Test Practice 2
62	29 GULF RACING MIDDLE EAST	Lola B12/80 Coupe - Nissan	LMP2	Keiko Ihara	4:02.053	15	20.762	202.7	Test Practice 1
63	43 EXTREME LIMITE ARIC	Norma MP 2000 - Judd	LMP2	Philippe Thirion	4:04.815	28	23.524	200.4	Test Practice 2
64	29 GULF RACING MIDDLE EAST	Lola B12/80 Coupe - Nissan	LMP2	Steve Quick	4:22.051	17	40.760	187.2	Test Practice 2
65	32 LOTUS	LOLA B12/80 Coupe - Lotus	LMP2	Kevin Weeda	4:48.402	6	1'07.111	170.1	Test Practice 2
66	43 EXTREME LIMITE ARIC	Norma MP 2000 - Judd	LMP2	Philippe Papin	24:07.849	1	20'26.558	33.9	Test Practice 2
1	95 LEVEL 5 MOTORSPORTS	HPD ARX 03b - Honda	LMP2	Christophe Bouchut					
1	32 LOTUS	LOLA B12/80 Coupe - Lotus	LMP2	Dariusch Ahrabian					
2	33 LEVEL 5 MOTORSPORTS	HPD ARX 03b - Honda	LMP2	Scott Tucker					
1	35 OAK RACING	Morgan - Nissan	LMP2	Jacques Nicolet					
LMGTE Pro									
1	59 LUXURY RACING	Ferrari 458 Italia	LMGTE Pro	Frédéric Makowiecki	3:58.869	33		205.4	Test Practice 1
2	74 CORVETTE RACING	Chevrolet Corvette C6-ZR1	LMGTE Pro	Oliver Gavin	3:58.971	32	0.102	205.3	Test Practice 2
3	51 AF CORSE	Ferrari 458 Italia	LMGTE Pro	Gianmaria Bruni	3:59.392	21	0.523	205.0	Test Practice 2
4	51 AF CORSE	Ferrari 458 Italia	LMGTE Pro	Luca Badoer	3:59.827	22	0.958	204.6	Test Practice 2
5	73 CORVETTE RACING	Chevrolet Corvette C6-ZR1	LMGTE Pro	Antonio Garcia	4:00.062	28	1.193	204.4	Test Practice 2
6	97 ASTON MARTIN RACING	Aston Martin Vantage V8	LMGTE Pro	Stefan Mücke	4:00.128	15	1.259	204.3	Test Practice 1
7	76 IMSA PERFORMANCE MATMUT	Porsche 911 RSR (997)	LMGTE Pro	Patrick Pilet	4:00.163	46	1.294	204.3	Test Practice 2
8	80 FLYING LIZARD MOTORSPORTS	Porsche 911 RSR (997)	LMGTE Pro	Marco Holzer	4:00.287	24	1.418	204.2	Test Practice 2
9	77 TEAM FELBERMAYR-PROTON	Porsche 911 RSR (997)	LMGTE Pro	Marc Lieb	4:00.356	34	1.487	204.1	Test Practice 2



24 HEURES DU MANS

16-17 JUN 2012



24 HEURES DU MANS

TEST DAY

After Test Practice 2

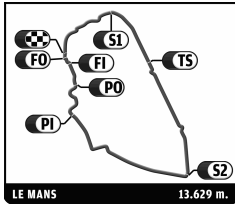
Classification by Driver And Class Fastest Lap

Nr	Team	Car	Class	Driver	Time	Laps	Gap	Kph	Session
10	71 AF CORSE	Ferrari 458 Italia	LMGTE Pro	Olivier Beretta	4:00.690	25	1.821	203.8	Test Practice 2
11	77 TEAM FELBERMAYR-PROTON	Porsche 911 RSR (997)	LMGTE Pro	Richard Lietz	4:00.744	26	1.875	203.8	Test Practice 2
12	97 ASTON MARTIN RACING	Aston Martin Vantage V8	LMGTE Pro	Darren Turner	4:00.892	20	2.023	203.7	Test Practice 2
13	66 JMW MOTORSPORT	Ferrari 458 Italia	LMGTE Pro	Jonathan Cocker	4:01.459	28	2.590	203.2	Test Practice 2
14	74 CORVETTE RACING	Chevrolet Corvette C6-ZR1	LMGTE Pro	Tommy Milner	4:01.798	40	2.929	202.9	Test Practice 2
15	80 FLYING LIZARD MOTORSPORTS	Porsche 911 RSR (997)	LMGTE Pro	Patrick Long	4:01.879	15	3.010	202.8	Test Practice 2
16	80 FLYING LIZARD MOTORSPORTS	Porsche 911 RSR (997)	LMGTE Pro	Jörg Bergmeister	4:02.020	12	3.151	202.7	Test Practice 1
17	73 CORVETTE RACING	Chevrolet Corvette C6-ZR1	LMGTE Pro	Jan Magnussen	4:02.190	20	3.321	202.6	Test Practice 1
18	97 ASTON MARTIN RACING	Aston Martin Vantage V8	LMGTE Pro	Adrian Fernandez	4:02.326	25	3.457	202.5	Test Practice 2
19	51 AF CORSE	Ferrari 458 Italia	LMGTE Pro	Toni Vilander	4:02.453	15	3.584	202.4	Test Practice 1
20	71 AF CORSE	Ferrari 458 Italia	LMGTE Pro	Marco Cioci	4:03.244	12	4.375	201.7	Test Practice 1
21	73 CORVETTE RACING	Chevrolet Corvette C6-ZR1	LMGTE Pro	Jordan Taylor	4:03.601	13	4.732	201.4	Test Practice 2
22	71 AF CORSE	Ferrari 458 Italia	LMGTE Pro	Andrea Bertolini	4:03.617	32	4.748	201.4	Test Practice 2
23	76 IMSA PERFORMANCE MATMUT	Porsche 911 RSR (997)	LMGTE Pro	Kevin Este	4:05.198	11	6.329	200.1	Test Practice 2
24	76 IMSA PERFORMANCE MATMUT	Porsche 911 RSR (997)	LMGTE Pro	Sean Edwards	4:05.200	10	6.331	200.1	Test Practice 2
25	66 JMW MOTORSPORT	Ferrari 458 Italia	LMGTE Pro	James Walker	4:08.771	20	9.902	197.2	Test Practice 1
26	66 JMW MOTORSPORT	Ferrari 458 Italia	LMGTE Pro	Roger Wills	4:11.591	17	12.722	195.0	Test Practice 1
27	76 IMSA PERFORMANCE MATMUT	Porsche 911 RSR (997)	LMGTE Pro	Bret Curtis	4:21.396	11	22.527	187.7	Test Practice 1
1	59 LUXURY RACING	Ferrari 458 Italia	LMGTE Pro	..					
LMGTE Am									
1	99 ASTON MARTIN RACING	Aston Martin Vantage V8	LMGTE Am	Allan Simonsen	3:59.938	21		204.5	Test Practice 2
2	50 LARBRE COMPETITION	Chevrolet Corvette C6-ZR1	LMGTE Am	Pedro Lamy	4:01.160	19	1.222	203.5	Test Practice 2
3	79 FLYING LIZARD MOTORSPORTS	Porsche 911 RSR (997)	LMGTE Am	Marco Holzer	4:01.284	7	1.346	203.3	Test Practice 2
4	67 IMSA PERFORMANCE MATMUT	Porsche 911 RSR (997)	LMGTE Am	Nicolas Armindo	4:02.548	26	2.610	202.3	Test Practice 2
5	88 TEAM FELBERMAYR-PROTON	Porsche 911 RSR (997)	LMGTE Am	Paolo Ruberti	4:02.977	9	3.039	201.9	Test Practice 2
6	99 ASTON MARTIN RACING	Aston Martin Vantage V8	LMGTE Am	Christoffer Nygaard	4:03.249	18	3.311	201.7	Test Practice 2
7	99 ASTON MARTIN RACING	Aston Martin Vantage V8	LMGTE Am	Kristian Poulsen	4:03.874	16	3.936	201.2	Test Practice 1
8	70 LARBRE COMPETITION	Chevrolet Corvette C6-ZR1	LMGTE Am	Christophe Bourret	4:04.016	28	4.078	201.1	Test Practice 2
9	79 FLYING LIZARD MOTORSPORTS	Porsche 911 RSR (997)	LMGTE Am	Patrick Long	4:04.350	9	4.412	200.8	Test Practice 1
10	83 JMB RACING	Ferrari 458 Italia	LMGTE Am	Alain Ferte	4:04.779	22	4.841	200.4	Test Practice 2
11	50 LARBRE COMPETITION	Chevrolet Corvette C6-ZR1	LMGTE Am	Julien Canal	4:04.831	16	4.893	200.4	Test Practice 2
12	50 LARBRE COMPETITION	Chevrolet Corvette C6-ZR1	LMGTE Am	Patrick Bornhauser	4:04.850	22	4.912	200.4	Test Practice 2
13	58 LUXURY RACING	Ferrari 458 Italia	LMGTE Am	Gunnar Jeannette	4:05.018	14	5.080	200.2	Test Practice 2
14	61 AF CORSE-WALTRIP	Ferrari 458 Italia	LMGTE Am	Rui Aguias	4:05.553	16	5.615	199.8	Test Practice 2
15	67 IMSA PERFORMANCE MATMUT	Porsche 911 RSR (997)	LMGTE Am	Raymond Narac	4:06.650	18	6.712	198.9	Test Practice 1
16	81 AF CORSE	Ferrari 458 Italia	LMGTE Am	Piergiuseppe Perazzini	4:07.075	42	7.137	198.6	Test Practice 2
17	88 TEAM FELBERMAYR-PROTON	Porsche 911 RSR (997)	LMGTE Am	Gianluca Roda	4:07.842	19	7.904	198.0	Test Practice 2
18	58 LUXURY RACING	Ferrari 458 Italia	LMGTE Am	Pierre Ehret	4:08.206	24	8.268	197.7	Test Practice 2
19	57 KROHN RACING	Ferrari 458 Italia	LMGTE Am	Michele Rugolo	4:08.295	6	8.357	197.6	Test Practice 2
20	55 JWA-AVILA	Porsche 911 RSR (997)	LMGTE Am	Joël Camathias	4:09.532	30	9.594	196.6	Test Practice 2
21	88 TEAM FELBERMAYR-PROTON	Porsche 911 RSR (997)	LMGTE Am	Christian Ried	4:09.591	14	9.653	196.6	Test Practice 2
22	57 KROHN RACING	Ferrari 458 Italia	LMGTE Am	Tracy Krohn	4:10.170	40	10.232	196.1	Test Practice 2
23	70 LARBRE COMPETITION	Chevrolet Corvette C6-ZR1	LMGTE Am	Jean-Philippe Belloc	4:10.629	13	10.691	195.8	Test Practice 1
24	55 JWA-AVILA	Porsche 911 RSR (997)	LMGTE Am	Paul Daniels	4:10.750	23	10.812	195.7	Test Practice 2
25	67 IMSA PERFORMANCE MATMUT	Porsche 911 RSR (997)	LMGTE Am	Anthony Pons	4:10.915	37	10.977	195.5	Test Practice 2
26	58 LUXURY RACING	Ferrari 458 Italia	LMGTE Am	Frank Montecalvo	4:10.973	23	11.035	195.5	Test Practice 1
27	81 AF CORSE	Ferrari 458 Italia	LMGTE Am	Matt Griffin	4:11.129	21	11.191	195.4	Test Practice 1
28	81 AF CORSE	Ferrari 458 Italia	LMGTE Am	Nicola Cadei	4:12.048	13	12.110	194.7	Test Practice 1
29	79 FLYING LIZARD MOTORSPORTS	Porsche 911 RSR (997)	LMGTE Am	Seth Neiman	4:12.228	28	12.290	194.5	Test Practice 1
30	83 JMB RACING	Ferrari 458 Italia	LMGTE Am	Manuel Rodrigues	4:12.990	22	13.052	193.9	Test Practice 2
31	61 AF CORSE-WALTRIP	Ferrari 458 Italia	LMGTE Am	Brian Vickers	4:13.159	13	13.221	193.8	Test Practice 1
32	70 LARBRE COMPETITION	Chevrolet Corvette C6-ZR1	LMGTE Am	Pascal Gibon	4:14.506	21	14.568	192.8	Test Practice 2
33	83 JMB RACING	Ferrari 458 Italia	LMGTE Am	Philippe Illiano	4:17.073	27	17.135	190.9	Test Practice 2
34	61 AF CORSE-WALTRIP	Ferrari 458 Italia	LMGTE Am	Robert Kauffman	4:24.548	16	24.610	185.5	Test Practice 1
1	50 LARBRE COMPETITION	Chevrolet Corvette C6-ZR1	LMGTE Am	Jean-Philippe Belloc					
1	70 LARBRE COMPETITION	Chevrolet Corvette C6-ZR1	LMGTE Am	Pedro Lamy					
LMPC									
1	91 TEAM ORECA	Oreca FLM 09	LMPC	Steven Palette	3:56.496	13		207.5	Test Practice 2
2	91 TEAM ORECA	Oreca FLM 09	LMPC	Duncan Ende	3:57.447	21	0.951	206.6	Test Practice 2
3	90 TEAM ORECA	Oreca FLM 09	LMPC	Bruno Bazaud	3:58.734	18	2.238	205.5	Test Practice 2
4	90 TEAM ORECA	Oreca FLM 09	LMPC	Denis Caillon	4:01.857	34	5.361	202.9	Test Practice 2



24 HEURES DU MANS

16-17 JUN 2012



24 HEURES DU MANS

TEST DAY

After Test Practice 2

Classification by Driver And Class Fastest Lap

Nr	Team	Car	Class	Driver	Time	Laps	Gap	Kph	Session
5	90 TEAM ORECA	Oreca FLM 09	LMP2	Fabien Barthez	4:06.966	19	10.470	198.7	Test Practice 2
6	91 TEAM ORECA	Oreca FLM 09	LMP2	Henri Richard	4:10.416	19	13.920	195.9	Test Practice 2
CDNT									
1	0 HIGHCROFT RACING	Delta Wing Nissan	CDNT	Satoshi Motoyama	3:47.980	19		215.2	Test Practice 1
2	0 HIGHCROFT RACING	Delta Wing Nissan	CDNT	Marino Franchitti	3:48.271	11	0.291	214.9	Test Practice 2
3	0 HIGHCROFT RACING	Delta Wing Nissan	CDNT	Michael Krumm	3:50.195	24	2.215	213.1	Test Practice 1

Published at:

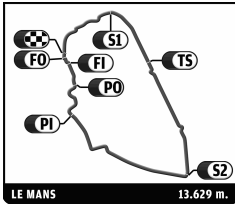
Race Director: Eduardo Freitas

Timekeeper: Christian Crucifix



24 HEURES DU MANS

16-17 JUN 2012



24 HEURES DU MANS

TEST DAY

Test Practice 2

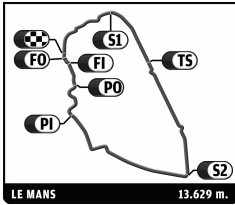
Best Sector Times

SECTOR 1			SECTOR 2			SECTOR 3			Pos	Team	Ideal Lap	Best Lap
Pos	Driver	Time	Driver	Time	Driver	Time						
1	2 A.McNish	32.241	7 A.Wurz	1:19.768	3 L.Duval	1:33.437	1	2 AUDI SPORT TEAM JOEST	3:25.776	3:25.927	(1)	
2	1 M.Faessler	32.366	1 M.Faessler	1:19.918	2 A.McNish	1:33.463	2	1 AUDI SPORT TEAM JOEST	3:25.990	3:26.468	(2)	
3	3 R.Dumas	32.378	2 A.McNish	1:20.072	1 A.Lotterer	1:33.706	3	7 TOYOTA RACING	3:26.339	3:27.204	(4)	
4	7 A.Wurz	32.479	3 R.Dumas	1:20.541	7 A.Wurz	1:34.092	4	3 AUDI SPORT TEAM JOEST	3:26.356	3:26.561	(3)	
5	4 M.Bonanomi	32.520	8 A.Davidson	1:20.556	8 A.Davidson	1:35.165	5	4 AUDI SPORT NORTH AMERICA	3:28.523	3:29.919	(6)	
6	8 A.Davidson	32.804	4 O.Jarvis	1:20.741	4 O.Jarvis	1:35.262	6	8 TOYOTA RACING	3:28.525	3:29.710	(5)	
7	13 A.Belicchi	33.220	21 J.Kane	1:22.866	13 A.Belicchi	1:37.994	7	13 REBELLION RACING	3:34.641	3:35.357	(7)	
8	22 P.Dunmbreck	33.583	22 P.Dunmbreck	1:23.355	12 N.Jani	1:38.259	8	21 STRAKKA RACING	3:35.154	3:35.487	(8)	
9	21 J.Kane	33.714	13 A.Belicchi	1:23.427	21 J.Kane	1:38.574	9	22 JRM	3:35.846	3:37.358	(10)	
10	26 N.Panciatichi	33.940	12 N.Jani	1:24.298	22 P.Dunmbreck	1:38.908	10	12 REBELLION RACING	3:36.795	3:37.122	(9)	
11	17 N.Minassian	33.947	16 E.Collard	1:24.859	16 E.Collard	1:40.012	11	16 PESCAROLO TEAM	3:39.178	3:40.385	(12)	
12	49 P.Kaffer	34.105	15 D.Kraihamer	1:24.968	17 N.Minassian	1:40.045	12	17 PESCAROLO TEAM	3:39.305	3:39.865	(11)	
13	12 N.Jani	34.238	17 N.Minassian	1:25.313	35 O.Pla	1:40.046	13	15 OAK RACING	3:39.595	3:41.790	(16)	
14	15 D.Kraihamer	34.262	24 O.Pla	1:25.569	15 D.Kraihamer	1:40.365	14	35 OAK RACING	3:40.573	3:41.291	(13)	
15	16 E.Collard	34.307	38 S.Hancock	1:25.593	23 F.Mailleux	1:40.614	15	24 OAK RACING	3:41.021	3:42.036	(17)	
16	42 A.Brundle	34.313	33 C.Bouchut	1:25.809	19 S.Loeb	1:40.742	16	38 JOTA	3:41.174	3:41.738	(15)	
17	19 J.Vernay	34.386	35 O.Pla	1:25.961	24 O.Pla	1:40.755	17	33 LEVEL 5 MOTORSPORTS	3:41.550	3:41.598	(14)	
18	30 A.Sims	34.481	49 P.Kaffer	1:26.043	38 S.Hancock	1:40.855	18	19 SEBASTIEN LOEB RACING	3:41.704	3:42.248	(18)	
19	35 O.Pla	34.566	42 M.Brundle	1:26.186	33 C.Bouchut	1:40.878	19	26 SIGNATECH NISSAN	3:41.796	3:43.348	(22)	
20	23 F.Mailleux	34.580	26 N.Panciatichi	1:26.470	26 N.Panciatichi	1:41.386	20	23 SIGNATECH NISSAN	3:42.008	3:43.976	(24)	
21	24 O.Pla	34.697	46 M.Beche	1:26.492	42 L.Ordoñez	1:41.602	21	42 GREAVES MOTORSPORT	3:42.101	3:43.083	(19)	
22	38 S.Hancock	34.726	30 A.Sims	1:26.518	44 R.Dalziel	1:41.833	22	49 PECOM RACING	3:42.415	3:43.089	(20)	
23	44 R.Dalziel	34.737	48 W.Hughes	1:26.522	48 W.Hughes	1:41.890	23	44 STARWORKS MOTORSPORT	3:43.169	3:44.296	(26)	
24	25 J.Martin	34.748	19 S.Loeb	1:26.576	25 J.Charouz	1:41.904	24	48 MURPHY PROTOTYPES	3:43.239	3:43.321	(21)	
25	48 W.Hughes	34.827	44 R.Dalziel	1:26.599	46 C.Tinseau	1:41.916	25	25 ADR-DELTA	3:43.350	3:43.437	(23)	
26	33 C.Bouchut	34.863	25 J.Martin	1:26.698	49 P.Kaffer	1:42.267	26	46 THIRIET BY TDS RACING	3:43.404	3:44.404	(27)	
27	41 E.Julian	34.939	23 F.Mailleux	1:26.814	45 S.Nakano	1:42.337	27	30 STATUS GRAND PRIX	3:43.760	3:44.110	(25)	
28	95 L.Diaz	34.950	41 E.Julian	1:27.098	41 E.Julian	1:42.588	28	41 GREAVES MOTORSPORT	3:44.625	3:44.625	(28)	
29	46 M.Beche	34.996	45 S.Nakano	1:27.467	30 A.Sims	1:42.761	29	45 BOUTSEN GINION RACING	3:45.078	3:45.537	(29)	
30	45 S.Nakano	35.274	0 M.Franchitti	1:27.704	95 L.Diaz	1:43.549	30	95 LEVEL 5 MOTORSPORTS	3:46.267	3:46.326	(30)	
31	90 B.Bazaud	35.694	95 L.Diaz	1:27.768	0 M.Franchitti	1:43.979	31	28 GULF RACING MIDDLE EAST	3:47.992	3:48.063	(31)	
32	28 F.Giroix	35.748	28 F.Giroix	1:27.777	28 F.Giroix	1:44.467	32	0 HIGHCROFT RACING	3:48.048	3:48.271	(32)	
33	91 D.Ende	36.037	31 T.Holzer	1:30.715	31 T.Holzer	1:46.731	33	31 LOTUS	3:53.583	3:54.087	(33)	
34	31 T.Holzer	36.137	91 S.Palette	1:31.618	91 S.Palette	1:47.780	34	91 TEAM ORECA	3:55.435	3:56.496	(34)	
35	0 M.Franchitti	36.365	97 S.Mucke	1:31.716	74 O.Gavin	1:48.933	35	90 TEAM ORECA	3:57.415	3:58.734	(35)	
36	97 S.Mucke	37.182	43 P.Haesebrouck	1:32.260	90 B.Bazaud	1:48.934	36	74 CORVETTE RACING	3:58.882	3:58.971	(36)	
37	51 G.Bruni	37.182	59 F.Makowiecki	1:32.483	59 F.Makowiecki	1:49.154	37	59 LUXURY RACING	3:58.941	3:59.050	(37)	
38	29 K.Ihara	37.267	74 O.Gavin	1:32.578	99 A.Simonsen	1:49.161	38	51 AF CORSE	3:59.027	3:59.392	(38)	
39	59 F.Makowiecki	37.304	51 G.Fisichella	1:32.579	51 G.Bruni	1:49.266	39	97 ASTON MARTIN RACING	3:59.087	4:00.892	(45)	
40	76 P.Pilet	37.333	73 A.Garcia	1:32.780	73 A.Garcia	1:49.421	40	77 TEAM FELBERMAYR-PROTON	3:59.744	4:00.356	(43)	
41	74 O.Gavin	37.371	90 B.Bazaud	1:32.787	77 M.Lieb	1:49.478	41	99 ASTON MARTIN RACING	3:59.937	3:59.938	(39)	
42	77 R.Lietz	37.378	99 A.Simonsen	1:32.806	71 O.Beretta	1:49.614	42	73 CORVETTE RACING	4:00.062	4:00.062	(40)	
43	71 M.Cioci	37.546	77 R.Lietz	1:32.888	80 M.Holzer	1:49.655	43	76 IMSA PERFORMANCE MATMUT	4:00.100	4:00.163	(41)	
44	50 P.Lamy	37.630	80 M.Holzer	1:32.922	66 J.Cocker	1:49.719	44	80 FLYING LIZARD MOTORSPORTS	4:00.237	4:00.287	(42)	
45	80 P.Long	37.660	76 P.Pilet	1:33.010	76 P.Pilet	1:49.757	45	71 AF CORSE	4:00.274	4:00.690	(44)	
46	79 M.Holzer	37.733	71 O.Beretta	1:33.114	79 M.Holzer	1:50.185	46	79 FLYING LIZARD MOTORSPORTS	4:01.091	4:01.284	(47)	
47	73 A.Garcia	37.861	79 M.Holzer	1:33.173	97 S.Mucke	1:50.189	47	50 LARBRE COMPETITION	4:01.160	4:01.160	(46)	
48	67 N.Armino	37.937	50 P.Lamy	1:33.238	50 P.Lamy	1:50.292	48	66 JMW MOTORSPORT	4:01.459	4:01.459	(48)	
49	99 A.Simonsen	37.970	29 S.Quick	1:33.238	67 N.Armino	1:50.565	49	67 IMSA PERFORMANCE MATMUT	4:02.538	4:02.548	(49)	
50	88 P.Ruberti	38.030	70 C.Bourret	1:33.315	88 P.Ruberti	1:51.382	50	88 TEAM FELBERMAYR-PROTON	4:02.851	4:02.977	(50)	
51	66 J.Cocker	38.068	88 P.Ruberti	1:33.439	70 C.Bourret	1:51.517	51	43 EXTREME LIMITE ARIC	4:02.899	4:03.165	(51)	
52	61 R.Aguas	38.109	66 J.Cocker	1:33.672	83 A.Ferte	1:52.127	52	70 LARBRE COMPETITION	4:03.018	4:04.016	(52)	



24 HEURES DU MANS

16-17 JUN 2012



24 HEURES DU MANS

TEST DAY

Test Practice 2

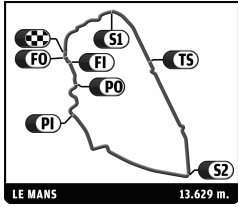
Best Sector Times

SECTOR 1			SECTOR 2		SECTOR 3		Pos	Team	Ideal Lap	Best Lap
Pos	Driver	Time	Driver	Time	Driver	Time				
53	70 C.Bourret	38.186	67 N.Armino	1:34.036	58 G.Jeannette	1:52.127	53	GULF RACING MIDDLE EAST	4'04.115	4:05.762 (56)
54	43 P.Haezebrouck	38.299	58 G.Jeannette	1:34.078	61 R.Aguas	1:52.188	54	AF CORSE-WALTRIP	4'04.664	4:05.553 (55)
55	81 P.Perazzini	38.429	83 A.Ferte	1:34.214	43 P.Haezebrouck	1:52.340	55	LUXURY RACING	4'04.722	4:05.018 (54)
56	83 A.Ferte	38.438	61 R.Aguas	1:34.367	81 P.Perazzini	1:52.990	56	JMB RACING	4'04.779	4:04.779 (53)
57	57 M.Rugolo	38.496	81 P.Perazzini	1:34.840	29 K.Ihara	1:53.610	57	81 AF CORSE	4'06.259	4:07.075 (57)
58	58 G.Jeannette	38.517	55 P.Daniels	1:35.034	57 M.Rugolo	1:53.690	58	KROHN RACING	4'08.099	4:08.295 (58)
59	55 J.Camathias	39.112	57 M.Rugolo	1:35.913	55 J.Camathias	1:54.493	59	JWA-AVILA	4'08.639	4:09.532 (59)
60	32 K.Weeda	44.947	32 K.Weeda	1:43.598	32 K.Weeda	2:17.190	60	32 LOTUS	4'45.735	4:48.402 (60)



24 HEURES DU MANS

16-17 JUN 2012



24 HEURES DU MANS

TEST DAY

Test Practice 2

Best Specific Sectors

PORSCHE

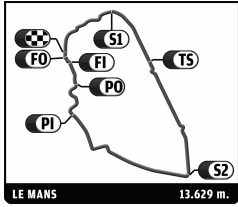
FORD

Pos	Team	Driver	Time	Kph	Pos	Team	Driver	Time	Kph
1	3 AUDI SPORT TEAM JOEST	M. Gené	15.556	261,0	1	1 AUDI SPORT TEAM JOEST	M. Faessler	5.497	169,3
2	1 AUDI SPORT TEAM JOEST	M. Faessler	15.772	257,4	2	7 TOYOTA RACING	A. Wurz	5.506	169,0
3	2 AUDI SPORT TEAM JOEST	A. McNish	15.879	255,7	3	3 AUDI SPORT TEAM JOEST	M. Gené	5.612	165,9
4	4 AUDI SPORT NORTH AMERICA	M. Bonanomi	16.276	249,4	4	2 AUDI SPORT TEAM JOEST	A. McNish	5.628	165,4
5	8 TOYOTA RACING	A. Davidson	16.821	241,4	5	4 AUDI SPORT NORTH AMERICA	M. Bonanomi	5.629	165,4
6	7 TOYOTA RACING	A. Wurz	17.083	237,7	6	8 TOYOTA RACING	A. Davidson	5.701	163,3
7	13 REBELLION RACING	A. Belicchi	17.263	235,2	7	13 REBELLION RACING	A. Belicchi	5.739	162,2
8	23 SIGNATECH NISSAN	F. Mailleux	17.274	235,0	8	71 AF CORSE	O. Beretta	5.848	159,2
9	35 OAK RACING	D. Heinemeir Hansson	17.303	234,6	9	23 SIGNATECH NISSAN	F. Mailleux	5.852	159,1
10	24 OAK RACING	O. Pla	17.343	234,1	10	12 REBELLION RACING	N. Jani	5.894	157,9
11	17 PESCAROLO TEAM	N. Minassian	17.344	234,1	11	21 STRAKKA RACING	N. Leventis	5.900	157,8
12	12 REBELLION RACING	N. Jani	17.345	234,1	12	38 JOTA	H. Kurosawa	5.936	156,8
13	49 PECOM RACING	S. Ayari	17.448	232,7	13	35 OAK RACING	D. Heinemeir Hansson	5.943	156,6
14	15 OAK RACING	B. Baguette	17.464	232,5	14	42 GREAVES MOTORSPORT	L. Ordoñez	5.962	156,1
15	25 ADR-DELTA	J. Charouz	17.474	232,3	15	26 SIGNATECH NISSAN	N. Panciatichi	5.976	155,8
16	19 SEBASTIEN LOEB RACING	S. Loeb	17.489	232,1	16	17 PESCAROLO TEAM	N. Minassian	5.977	155,7
17	21 STRAKKA RACING	N. Leventis	17.558	231,2	17	19 SEBASTIEN LOEB RACING	S. Loeb	5.980	155,6
18	16 PESCAROLO TEAM	S. Hall	17.662	229,9	18	30 STATUS GRAND PRIX	Y. Buurman	5.993	155,3
19	45 BOUTSEN GINION RACING	B. Briere	17.808	228,0	19	15 OAK RACING	B. Baguette	6.000	155,1
20	26 SIGNATECH NISSAN	N. Panciatichi	17.810	228,0	20	24 OAK RACING	O. Pla	6.004	155,0
21	46 THIRIET BY TDS RACING	P. Thiriet	17.811	227,9	21	16 PESCAROLO TEAM	E. Collard	6.010	154,9
22	33 LEVEL 5 MOTORSPORTS	L. Diaz	17.823	227,8	22	33 LEVEL 5 MOTORSPORTS	L. Diaz	6.048	153,9
23	38 JOTA	H. Kurosawa	17.896	226,9	23	44 STARWORKS MOTORSPORT	V. Potolicchio	6.051	153,8
24	22 JRM	K. Chandhok	17.907	226,7	24	67 IMSA PERFORMANCE MATMUT	N. Armindo	6.071	153,3
25	48 MURPHY PROTOTYPES	J. Firth	17.916	226,6	25	48 MURPHY PROTOTYPES	J. Firth	6.079	153,1
26	42 GREAVES MOTORSPORT	L. Ordoñez	18.032	225,2	26	59 LUXURY RACING	F. Makowiecki	6.112	152,3
27	41 GREAVES MOTORSPORT	C. Zugel	18.179	223,3	27	80 FLYING LIZARD MOTORSPORTS	P. Long	6.131	151,8
28	30 STATUS GRAND PRIX	Y. Buurman	18.677	217,4	28	51 AF CORSE	G. Bruni	6.140	151,6
29	0 HIGHCROFT RACING	S. Motoyama	18.758	216,4	29	22 JRM	K. Chandhok	6.149	151,4
30	44 STARWORKS MOTORSPORT	V. Potolicchio	18.778	216,2	30	49 PECOM RACING	S. Ayari	6.162	151,1
31	91 TEAM ORECA	S. Palette	19.022	213,4	31	76 IMSA PERFORMANCE MATMUT	K. Estre	6.182	150,6
32	95 LEVEL 5 MOTORSPORTS	L. Diaz	19.054	213,1	32	61 AF CORSE-WALTRIP	R. Aguas	6.186	150,5
33	90 TEAM ORECA	B. Bazaud	19.148	212,0	33	45 BOUTSEN GINION RACING	B. Briere	6.203	150,1
34	28 GULF RACING MIDDLE EAST	F. Giroix	19.154	212,0	34	25 ADR-DELTA	J. Charouz	6.221	149,6
35	31 LOTUS	M. Schultis	19.661	206,5	35	66 JMW MOTORSPORT	J. Cocker	6.223	149,6
36	97 ASTON MARTIN RACING	S. Mucke	20.082	202,2	36	46 THIRIET BY TDS RACING	M. Beche	6.231	149,4
37	66 JMW MOTORSPORT	J. Cocker	20.221	200,8	37	79 FLYING LIZARD MOTORSPORTS	M. Holzer	6.263	148,6
38	74 CORVETTE RACING	T. Milner	20.222	200,8	38	41 GREAVES MOTORSPORT	C. Zugel	6.263	148,6
39	76 IMSA PERFORMANCE MATMUT	K. Estre	20.227	200,7	39	95 LEVEL 5 MOTORSPORTS	L. Diaz	6.277	148,3
40	77 TEAM FELBERMAYR-PROTON	M. Lieb	20.299	200,0	40	74 CORVETTE RACING	T. Milner	6.292	147,9
41	73 CORVETTE RACING	J. Taylor	20.336	199,6	41	28 GULF RACING MIDDLE EAST	F. Giroix	6.301	147,7
42	59 LUXURY RACING	F. Makowiecki	20.348	199,5	42	99 ASTON MARTIN RACING	C. Nygaard	6.314	147,4
43	51 AF CORSE	G. Bruni	20.385	199,2	43	90 TEAM ORECA	B. Bazaud	6.315	147,4
44	80 FLYING LIZARD MOTORSPORTS	P. Long	20.524	197,8	44	73 CORVETTE RACING	J. Taylor	6.331	147,0
45	99 ASTON MARTIN RACING	C. Nygaard	20.557	197,5	45	0 HIGHCROFT RACING	S. Motoyama	6.360	146,3
46	50 LARBRE COMPETITION	P. Bornhauser	20.578	197,3	46	50 LARBRE COMPETITION	P. Bornhauser	6.361	146,3
47	71 AF CORSE	O. Beretta	20.652	196,6	47	91 TEAM ORECA	S. Palette	6.406	145,3
48	67 IMSA PERFORMANCE MATMUT	N. Armindo	20.807	195,1	48	77 TEAM FELBERMAYR-PROTON	M. Lieb	6.440	144,5
49	61 AF CORSE-WALTRIP	R. Aguas	20.839	194,8	49	31 LOTUS	M. Schultis	6.447	144,4
50	79 FLYING LIZARD MOTORSPORTS	M. Holzer	20.893	194,3	50	83 JMB RACING	A. Ferte	6.521	142,7
51	58 LUXURY RACING	G. Jeannette	21.110	192,3	51	57 KROHN RACING	T. Krohn	6.550	142,1
52	83 JMB RACING	M. Rodrigues	21.115	192,3	52	88 TEAM FELBERMAYR-PROTON	C. Ried	6.586	141,3
53	70 LARBRE COMPETITION	P. Gibon	21.147	192,0	53	97 ASTON MARTIN RACING	S. Mucke	6.602	141,0
54	88 TEAM FELBERMAYR-PROTON	C. Ried	21.272	190,9	54	81 AF CORSE	P. Perazzini	6.647	140,0
55	57 KROHN RACING	T. Krohn	21.345	190,2	55	70 LARBRE COMPETITION	P. Gibon	6.733	138,2
56	43 EXTREME LIMITE ARIC	P. Thirion	21.511	188,7	56	58 LUXURY RACING	G. Jeannette	6.741	138,1



24 HEURES DU MANS

16-17 JUIN 2012



24 HEURES DU MANS

TEST DAY

Test Practice 2

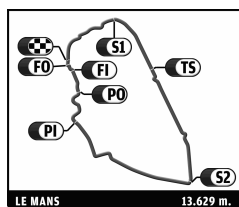
Best Specific Sectors

PORSCHÉ					FORD				
Pos	Team	Driver	Time	Kph	Pos	Team	Driver	Time	Kph
57	81 AF CORSE	P. Perazzini	21.658	187,5	57	55 JWA-AVILA	P. Daniels	6.904	134,8
58	55 JWA-AVILA	P. Daniels	22.503	180,4	58	43 EXTREME LIMITE ARIC	P. Thirion	7.042	132,2
59	29 GULF RACING MIDDLE EAST	K. Ihara	22.728	178,6	59	29 GULF RACING MIDDLE EAST	K. Ihara	7.621	122,1
60	32 LOTUS	K. Weeda	26.898	150,9	60	32 LOTUS	K. Weeda	9.076	102,6



24 HEURES DU MANS

16-17 JUIN 2012



24 HEURES DU MANS

TEST DAY

After Test Practice 2

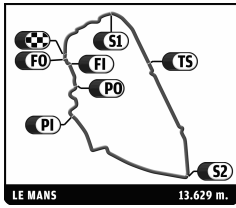
Event maximum speed

Team	Car	Class	Driver	Top Speed	Lap	Session
7 TOYOTA RACING	Toyota TS 030 - Hybrid	LMP1	Nicolas Lapierre	331.1	11	Test Practice 2
8 TOYOTA RACING	Toyota TS 030 - Hybrid	LMP1	Sébastien Buemi	330.1	10	Test Practice 2
2 AUDI SPORT TEAM JOEST	Audi R18 e-tron quattro	LMP1	Allan McNish	327.1	27	Test Practice 2
3 AUDI SPORT TEAM JOEST	Audi R18 Ultra	LMP1	Loic Duval	326.1	51	Test Practice 1
4 AUDI SPORT NORTH AMERICA	Audi R18 Ultra	LMP1	Olivier Jarvis	325.2	20	Test Practice 2
1 AUDI SPORT TEAM JOEST	Audi R18 e-tron quattro	LMP1	Benoît Tréluyer	322.3	30	Test Practice 1
17 PESCAROLO TEAM	Dome - Judd	LMP1	Nicolas Minassian	322.3	40	Test Practice 1
21 STRAKKA RACING	HPD ARX 03a - Honda	LMP1	Danny Watts	320.4	13	Test Practice 1
13 REBELLION RACING	Lola B12/60 Coupe - Toyota	LMP1	Jeroen Bleekemolen	314.9	5	Test Practice 2
22 JRM	HPD ARX 03a - Honda	LMP1	Peter Dunmbreck	314.9	12	Test Practice 1
12 REBELLION RACING	Lola B12/60 Coupe - Toyota	LMP1	Neel Jani	313.1	7	Test Practice 2
16 PESCAROLO TEAM	Pescarolo 03 - Judd	LMP1	Jean-Christophe Boullion	312.2	6	Test Practice 2
15 OAK RACING	Oak Pescarolo - Judd	LMP1	Dominik Kraihamer	311.3	5	Test Practice 2
24 OAK RACING	Morgan - Judd	LMP2	Mathieu Lahaye	308.6	32	Test Practice 1
35 OAK RACING	Morgan - Nissan	LMP2	Olivier Pla	306.9	23	Test Practice 1
0 HIGHCROFT RACING	Delta Wing Nissan	CDNT	Satoshi Motoyama	306.9	29	Test Practice 1
33 LEVEL 5 MOTORSPORTS	HPD ARX 03b - Honda	LMP2	Luis Diaz	304.3	10	Test Practice 1
95 LEVEL 5 MOTORSPORTS	HPD ARX 03b - Honda	LMP2	Scott Tucker	303.5	33	Test Practice 1
44 STARWORKS MOTORSPORT	HPD ARX 03b - Honda	LMP2	Vincente Potolicchio	302.7	14	Test Practice 2
46 THIRIET BY TDS RACING	Oreca 03 - Nissan	LMP2	Christophe Tinseau	302.7	36	Test Practice 1
38 JOTA	Zytek Z11SN - Nissan	LMP2	Sam Hancock	301.0	44	Test Practice 1
26 SIGNATECH NISSAN	Oreca 03 - Nissan	LMP2	Roman Rusinov	300.2	27	Test Practice 1
30 STATUS GRAND PRIX	Lola - Judd	LMP2	Alexander Sims	300.2	19	Test Practice 1
41 GREAVES MOTORSPORT	Zytek Z11SN - Nissan	LMP2	Ricardo Gonzalez	300.2	20	Test Practice 1
42 GREAVES MOTORSPORT	Zytek Z11SN - Nissan	LMP2	Alex Brundle	300.2	22	Test Practice 1
19 SEBASTIEN LOEB RACING	Oreca 03 - Nissan	LMP2	Sébastien Loeb	299.3	34	Test Practice 2
23 SIGNATECH NISSAN	Oreca 03 - Nissan	LMP2	Olivier Lombard	299.3	33	Test Practice 1
45 BOUTSEN GINION RACING	Oreca 03 - Nissan	LMP2	Shinji Nakano	299.3	35	Test Practice 1
25 ADR-DÉLTA	Oreca 03 - Nissan	LMP2	Jan Charouz	298.5	27	Test Practice 2
48 MURPHY PROTOTYPES	Oreca 03 - Nissan	LMP2	Jody Firth	297.7	25	Test Practice 1
49 PECOM RACING	Oreca 03 - Nissan	LMP2	Soheil Ayari	297.7	44	Test Practice 1
28 GULF RACING MIDDLE EAST	Lola B12/80 Coupe - Nissan	LMP2	Fabien Giroix	295.3	14	Test Practice 2
40 RACE PERFORMANCE	Oreca 03 - Judd	LMP2	Ralph Meichtry	294.5	21	Test Practice 1
29 GULF RACING MIDDLE EAST	Lola B12/80 Coupe - Nissan	LMP2	Jean-Denis Deletraz	293.7	8	Test Practice 1
43 EXTREME LIMITE ARIC	Norma MP 2000 - Judd	LMP2	Philippe Haezebrouck	292.1	21	Test Practice 1
59 LUXURY RACING	Ferrari 458 Italia	LMGTE Pro	Frédéric Makowiecki	292.1	14	Test Practice 1
51 AF CORSE	Ferrari 458 Italia	LMGTE Pro	Giancarlo Fisichella	291.4	2	Test Practice 2
74 CORVETTE RACING	Chevrolet Corvette C6-ZR1	LMGTE Pro	Oliver Gavin	291.4	16	Test Practice 1
31 LOTUS	Lola B12/80 Coupe - Lotus	LMP2	Mirco Schultis	289.8	21	Test Practice 1
71 AF CORSE	Ferrari 458 Italia	LMGTE Pro	Olivier Beretta	288.3	29	Test Practice 2
66 JMW MOTORSPORT	Ferrari 458 Italia	LMGTE Pro	James Walker	287.5	41	Test Practice 1
73 CORVETTE RACING	Chevrolet Corvette C6-ZR1	LMGTE Pro	Antonio Garcia	287.5	28	Test Practice 1
80 FLYING LIZARD MOTORSPORTS	Porsche 911 RSR (997)	LMGTE Pro	Marco Holzer	287.5	25	Test Practice 1
79 FLYING LIZARD MOTORSPORTS	Porsche 911 RSR (997)	LMGTE Am	Seth Neiman	287.5	14	Test Practice 1
97 ASTON MARTIN RACING	Aston Martin Vantage V8	LMGTE Pro	Adrian Fernandez	286.8	18	Test Practice 1
50 LARBRE COMPETITION	Chevrolet Corvette C6-ZR1	LMGTE Am	Pedro Lamy	286.8	7	Test Practice 2
58 LUXURY RACING	Ferrari 458 Italia	LMGTE Am	Gunnar Jeannette	286.8	2	Test Practice 2
67 IMSA PERFORMANCE MATMUT	Porsche 911 RSR (997)	LMGTE Am	Raymond Narac	286.8	32	Test Practice 1
83 JMB RACING	Ferrari 458 Italia	LMGTE Am	Alain Ferte	286.8	30	Test Practice 1
88 TEAM FELBERMAYR-PROTON	Porsche 911 RSR (997)	LMGTE Am	Gianluca Roda	285.3	6	Test Practice 1
76 IMSA PERFORMANCE MATMUT	Porsche 911 RSR (997)	LMGTE Pro	Patrick Pilet	284.5	28	Test Practice 1
77 TEAM FELBERMAYR-PROTON	Porsche 911 RSR (997)	LMGTE Pro	Marc Lieb	284.5	11	Test Practice 1
57 KROHN RACING	Ferrari 458 Italia	LMGTE Am	Michele Rugolo	284.5	9	Test Practice 2
61 AF CORSE-WALTRIP	Ferrari 458 Italia	LMGTE Am	Rui Aguas	284.5	5	Test Practice 2
99 ASTON MARTIN RACING	Aston Martin Vantage V8	LMGTE Am	Kristian Poulsen	284.5	16	Test Practice 1
55 JWA-AVILA	Porsche 911 RSR (997)	LMGTE Am	Paul Daniels	283.8	12	Test Practice 2
70 LARBRE COMPETITION	Chevrolet Corvette C6-ZR1	LMGTE Am	Christophe Bourret	283.8	5	Test Practice 2



24 HEURES DU MANS

16-17 JUIN 2012



24 HEURES DU MANS

TEST DAY

After Test Practice 2

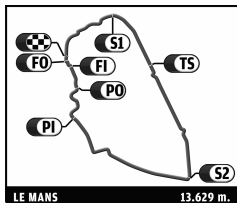
Event maximum speed

Team	Car	Class	Driver	Top Speed	Lap	Session
81 AF CORSE	Ferrari 458 Italia	LMGTE Am	Piergiuseppe Perazzini	280.9	7	Test Practice 2
90 TEAM ORECA	Oreca FLM 09	LMPC	Denis Caillon	280.2	13	Test Practice 1
91 TEAM ORECA	Oreca FLM 09	LMPC	Duncan Ende	280.2	26	Test Practice 1
32 LOTUS	LOLA B12/80 Coupe - Lotus	LMP2	James Rossiter	279.4	4	Test Practice 1



24 HEURES DU MANS

16-17 JUIN 2012



24 HEURES DU MANS

TEST DAY

Test Practice 2

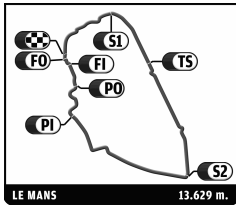
Fastest Lap Sequence

Practice Time	Team	Car	Class	Driver	Time	Kph	Lap
8:07.947	7 TOYOTA RACING	Toyota TS 030 - Hybrid	LMP1	Nicolas Lapierre	3:30.939	232.6	2
11:38.535	7 TOYOTA RACING	Toyota TS 030 - Hybrid	LMP1	Nicolas Lapierre	3:30.588	233.0	3
45:54.729	1 AUDI SPORT TEAM JOEST	Audi R18 e-tron quattro	LMP1	André Lotterer	3:28.451	235.4	5
51:47.423	3 AUDI SPORT TEAM JOEST	Audi R18 Ultra	LMP1	Loic Duval	3:27.481	236.5	7
58:42.380	3 AUDI SPORT TEAM JOEST	Audi R18 Ultra	LMP1	Loic Duval	3:26.561	237.5	9
1:41:39.308	1 AUDI SPORT TEAM JOEST	Audi R18 e-tron quattro	LMP1	André Lotterer	3:26.468	237.6	16
1:59:55.040	2 AUDI SPORT TEAM JOEST	Audi R18 e-tron quattro	LMP1	Allan McNish	3:26.240	237.9	19
2:10:15.299	2 AUDI SPORT TEAM JOEST	Audi R18 e-tron quattro	LMP1	Allan McNish	3:25.927	238.3	22



24 HEURES DU MANS

16-17 JUIN 2012



24 HEURES DU MANS

TEST DAY

Test Practice 2

Sector Analysis

■ Personal Best ■ Session Best B Crossing the finish line in pit lane

Lap	D	Time	Sector 1	Sector 2	Sector 3	Porsche	Ford	T. Spd	Hour	Elapsed
29	1	3:43.357 B	33.517	1:22.142	1:47.698	17.565		316.7	16:37	2:37:20.184
30	1	37:18.955	...	1:24.616	1:37.322	17.674	5.926	306.9	17:14	3:14:39.139
31	1	3:43.545	32.888	1:21.061	1:49.596	27.833	6.370	319.5	17:18	3:18:22.684
32	1	4:50.321 B	36.238	1:36.847	2:37.236	41.927		214.2	17:23	3:23:13.005
33	1	12:26.804	9:25.602	1:24.759	1:36.443	17.079	5.899	315.8	17:35	3:35:39.809
34	1	3:30.005	32.580	1:22.416	1:35.009	16.799	5.749	319.5	17:39	3:39:09.814
35	1	3:32.021	32.366	1:20.296	1:39.359	17.310	6.225	318.5	17:42	3:42:41.835
36	1	3:27.747	32.422	1:19.918	1:35.407	17.507	5.558	322.3	17:46	3:46:09.582
37	1	3:30.892	33.217	1:20.052	1:37.623	18.998	5.881	320.4	17:49	3:49:40.474
38	1	3:28.821	33.305	1:20.958	1:34.558	15.950	5.661	318.5	17:53	3:53:09.295
39	1	4:47.609 B	33.235	1:31.522	2:42.852	33.271		321.4	17:57	3:57:56.904

2

AUDI SPORT TEAM JOEST

1.Rinaldo Capello
2.Tom Kristensen

3.Allan McNish

Audi R18 e-tron quattro
LMP1

1	2	8:10.915	5:04.576	1:27.890	1:38.449	17.588	6.219	306.9	14:08	8:10.915
2	2	3:30.611	32.728	1:21.802	1:36.081	16.866	5.984	319.5	14:11	11:41.526
3	2	3:40.692	34.622	1:22.135	1:43.935	20.906	7.106	316.7	14:15	15:22.218
4	2	4:33.667 B	38.191	1:27.255	2:28.221	30.364		298.5	14:19	19:55.885
5	3	16:30.032	...	1:26.001	1:43.236	18.917	6.807	318.5	14:36	36:25.917
6	3	3:33.822	33.930	1:22.180	1:37.712	17.279	6.217	318.5	14:39	39:59.739
7	3	3:35.273	33.739	1:21.718	1:39.816	17.077	7.917	321.4	14:43	43:35.012
8	3	3:32.542	34.046	1:21.804	1:36.692	16.732	6.163	319.5	14:47	47:07.554
9	3	3:44.229 B	33.774	1:21.708	1:48.747	17.057		321.4	14:50	50:51.783
10	3	4:44.474	1:41.776	1:24.964	1:37.734	17.321	6.334	315.8	14:55	55:36.257
11	3	3:29.615	33.158	1:20.833	1:35.624	16.931	5.940	319.5	14:59	59:05.872
12	3	3:44.994 B	32.741	1:20.555	1:51.698	18.369		323.3	15:02	1:02:50.866
13	3	11:01.888	6:20.980	2:28.650	2:12.258	22.842	7.337	171.0	15:13	1:13:52.754
14	3	6:44.397	42.205	2:36.356	3:25.836	37.146	11.915	154.8	15:20	1:20:37.151
15	3	7:11.907 B	1:05.554	2:56.577	3:09.776	36.759		134.9	15:27	1:27:49.058
16	3	5:54.195	2:53.394	1:24.101	1:36.700	16.579	6.202	317.6	15:33	1:33:43.253
17	3	3:29.366	32.982	1:20.413	1:35.971	17.773	5.952	319.5	15:37	1:37:12.619
18	3	3:35.772	32.799	1:20.709	1:42.264	22.148	6.199	317.6	15:40	1:40:48.391
19	3	3:27.934	32.513	1:20.180	1:35.241	15.971	5.809	321.4	15:44	1:44:16.325
20	3	3:28.683	32.271	1:20.279	1:36.133	17.144	5.777	321.4	15:47	1:47:45.008
21	3	3:50.721 B	33.563	1:25.459	1:51.699	17.949		316.7	15:51	1:51:35.729
22	3	4:53.071	1:54.786	1:22.624	1:35.661	16.478	6.071	319.5	15:56	1:56:28.800
23	3	3:26.240	32.565	1:20.212	1:33.463	15.892	5.781	321.4	15:59	1:59:55.040
24	3	3:26.684	32.586	1:20.223	1:33.875	15.879	5.724	318.5	16:03	2:03:21.724
25	3	3:27.648	32.241	1:20.446	1:34.961	16.825	5.846	319.5	16:06	2:06:49.372
26	3	3:25.927	32.332	1:20.072	1:33.523	15.949	5.628	317.6	16:10	2:10:15.299
27	3	3:40.749 B	32.333	1:21.100	1:47.316	19.012		327.1	16:13	2:13:56.048
28	3	36:25.629	...	1:23.343	1:41.757	18.244	6.540	286.8	16:50	2:50:21.677
29	3	3:34.728	33.038	1:22.039	1:39.651	20.343	6.214	302.7	16:53	2:53:56.405
30	3	3:27.418	32.474	1:20.105	1:34.839	17.040	5.844	320.4	16:57	2:57:23.823

3

AUDI SPORT TEAM JOEST

1.Romain Dumas
2.Loic Duval

3.Marc Gené

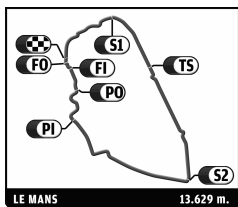
Audi R18 Ultra
LMP1

1	2	8:00.569 B	3:27.431	1:56.106	2:37.032	28.922		314.9	14:08	8:00.569
2	2	5:01.977	1:46.385	1:29.577	1:46.015	19.207	7.847	301.8	14:13	13:02.546
3	2	4:30.903 B	38.345	1:25.549	2:27.009	38.220		318.5	14:17	17:33.449
4	2	23:41.692	...	1:27.364	1:41.347	18.392	6.610	291.4	14:41	41:15.141
5	2	3:31.171	33.378	1:21.555	1:36.238	17.096	5.745	323.3	14:44	44:46.312
6	2	3:33.630	33.531	1:22.796	1:37.303	18.258	5.814	321.4	14:48	48:19.942
7	2	3:27.481	32.705	1:20.648	1:34.128	15.842	5.676	321.4	14:51	51:47.423
8	2	3:28.396	32.683	1:21.050	1:34.663	16.495	5.659	321.4	14:55	55:15.819
9	2	3:26.561	32.519	1:20.605	1:33.437	15.556	5.612	319.5	14:58	58:42.380
10	2	3:49.584 B	32.640	1:25.872	1:51.072	18.428		316.7	15:02	1:02:31.964



24 HEURES DU MANS

16-17 JUIN 2012



24 HEURES DU MANS

TEST DAY

Test Practice 2

Sector Analysis

■ Personal Best ■ Session Best B Crossing the finish line in pit lane

Lap	D	Time	Sector 1	Sector 2	Sector 3	Porsche	Ford	T. Spd	Hour	Elapsed
29	1	3:49.017	37.442	1:28.522	1:43.053	19.396	6.663	320.4	16:29	2:29:59.107
30	1	3:40.510	35.341	1:25.137	1:40.032	18.993	6.051	320.4	16:33	2:33:39.617
31	1	3:47.231 B	34.723	1:24.058	1:48.450	18.069		320.4	16:37	2:37:26.848
32	1	5:56.691	2:55.930	1:23.915	1:36.846	16.961	5.962	320.4	16:43	2:43:23.539
33	1	3:30.039	32.678	1:21.367	1:35.994	16.803	5.990	322.3	16:46	2:46:53.578
34	1	3:33.922	32.520	1:21.122	1:40.280	19.689	6.013	322.3	16:50	2:50:27.500
35	1	3:33.583	33.837	1:23.461	1:36.285	17.103	5.916	312.2	16:54	2:54:01.083
36	1	3:44.275 B	34.010	1:21.865	1:48.400	17.157		320.4	16:57	2:57:45.358
37	1	13:57.673	...	1:23.112	1:36.553	16.905	5.900	315.8	17:11	3:11:43.031
38	1	3:39.211	32.983	1:21.901	1:44.327	20.512	6.746	321.4	17:15	3:15:22.242
39	1	3:59.192 B	32.902	1:21.812	2:04.478	27.612		321.4	17:19	3:19:21.434
40	1	15:35.273	...	1:24.368	1:40.477	19.976	6.057	306.1	17:34	3:34:56.707
41	1	3:37.569	34.033	1:23.087	1:40.449	16.852	7.132	323.3	17:38	3:38:34.276
42	1	3:32.318	33.297	1:21.775	1:37.246	17.678	6.009	321.4	17:42	3:42:06.594
43	1	3:33.630	34.375	1:23.891	1:35.364	16.643	5.718	321.4	17:45	3:45:40.224
44	1	3:29.919	32.802	1:21.593	1:35.524	16.781	5.629	321.4	17:49	3:49:10.143
45	1	3:33.550	32.848	1:20.792	1:39.910	16.276	8.023	323.3	17:52	3:52:43.693
46	1	3:58.890 B	32.955	1:21.049	2:04.886	20.388		319.5	17:56	3:56:42.583

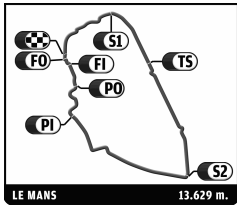
7	TOYOTA RACING									Toyota TS 030 - Hybrid
	1.Alexander Wurz	3.Kazuki Nakajima								LMP1
	2.Nicolas Lapierre	4.Sebastien Buemi								

1	2	4:37.008	1:32.256	1:25.382	1:39.370			314.9	14:04	4:37.008
2	2	3:30.939	33.408					325.2	14:08	8:07.947
3	2	3:30.588	33.151					323.3	14:11	11:38.535
4	2	3:47.486 B	33.721	1:20.620	1:53.145			324.2	14:15	15:26.021
5	2	19:52.638	...	1:26.429	1:41.822				14:35	35:18.659
6	2	3:49.212 B	34.941	1:24.040	1:50.231			299.3	14:39	39:07.871
7	2	5:59.448	2:54.823	1:24.709	1:39.916	18.163	5.915		14:45	45:07.319
8	2	3:34.495	33.668	1:21.531	1:39.296		6.601	326.1	14:48	48:41.814
9	2	3:34.309	33.567	1:24.802	1:35.940		5.754		14:52	52:16.123
10	2	3:33.846	33.006	1:21.463	1:39.377		6.076	330.1	14:55	55:49.969
11	2	3:32.340	32.719				5.826	331.1	14:59	59:22.309
12	2	3:35.231	32.954			21.459	7.032	330.1	15:02	1:02:57.540
13	2	3:27.774	32.946				5.621	326.1	15:06	1:06:25.314
14	2	3:56.585 B	32.736	1:22.955	2:00.894	19.407		328.1	15:10	1:10:21.899
15	2	14:23.910	8:10.946	3:02.023	3:10.941	34.513	7.531	100.4	15:24	1:24:45.809
16	2	6:19.831	1:01.633	3:02.417	2:15.781	19.121	6.041	118.1	15:31	1:31:05.640
17	2	3:41.079	35.188	1:29.616	1:36.275		5.922	266.5	15:34	1:34:46.719
18	2	5:44.755 B	33.968	2:10.530	3:00.257	31.118		208.9	15:40	1:40:31.474
19	1	15:14.494	...	1:23.429	1:38.146	17.697	6.708	323.3	15:55	1:55:45.968
20	1	3:29.758	33.242			17.083	5.685	329.1	15:59	1:59:15.726
21	1	3:29.229	32.777	1:19.934	1:36.518		5.926	331.1	16:02	2:02:44.955
22	1	3:34.848	33.647	1:21.722	1:39.479		6.071	329.1	16:06	2:06:19.803
23	1	3:29.275	32.819	1:20.628	1:35.828		5.727	327.1	16:09	2:09:49.078
24	1	3:29.300			1:36.646	17.875	5.929	330.1	16:13	2:13:18.378
25	1	3:49.770 B	35.083	1:21.022	1:53.665	21.406		331.1	16:17	2:17:08.148
26	1	40:50.479	...			18.058	6.169	319.5	16:57	2:57:58.627
27	1	3:28.815	32.846	1:21.041	1:34.928			326.1	17:01	3:01:27.442
28	1	3:30.753	32.744	1:20.291	1:37.718		6.274	328.1	17:04	3:04:58.195
29	1	3:34.808	33.427	1:21.718	1:39.663		5.968		17:08	3:08:33.003
30	1	3:29.229	34.272				5.641	330.1	17:12	3:12:02.232
31	1	3:27.204	32.999	1:20.113	1:34.092		5.506	326.1	17:15	3:15:29.436
32	1	4:08.181 B	35.651	1:22.578	2:09.952	32.671		327.1	17:19	3:19:37.617
33	1	13:23.093	...	1:22.634	1:36.371		5.998	322.3	17:33	3:33:00.710
34	1	3:32.343	33.054			17.639	6.074	326.1	17:36	3:36:33.053
35	1	3:45.399 B	33.032	1:20.566	1:51.801	20.199		328.1	17:40	3:40:18.452
36	1	6:22.262	3:22.078	1:23.229	1:36.955	17.414	6.266	313.1	17:46	3:46:40.714



24 HEURES DU MANS

16-17 JUIN 2012



24 HEURES DU MANS

TEST DAY

Test Practice 2

Sector Analysis

■ Personal Best ■ Session Best B Crossing the finish line in pit lane

Lap	D	Time	Sector 1	Sector 2	Sector 3	Porsche	Ford	T. Spd	Hour	Elapsed
2	3	4:36.329 B	35.910	1:27.371	2:33.048	33.256		307.8	14:18	18:00.900
3	3	24:07.884	...	1:31.346	1:46.379	19.542	6.445	238.6	14:42	42:08.784
4	3	3:44.986	35.265	1:26.530	1:43.191	19.660	6.428	307.8	14:45	45:53.770
5	3	3:43.408	34.838	1:25.786	1:42.784	19.342	6.402	314.9	14:49	49:37.178
6	3	3:41.978	34.993	1:26.321	1:40.664	18.071	6.201	308.6	14:53	53:19.156
7	3	3:43.736	34.376	1:26.490	1:42.870	19.760	6.326	306.1	14:57	57:02.892
8	3	3:43.825	34.916	1:25.983	1:42.926	19.448	6.496	307.8	15:00	1:00:46.717
9	3	3:40.768	34.429	1:24.904	1:41.435	18.324	6.172	309.5	15:04	1:04:27.485
10	3	3:43.703	35.165	1:26.578	1:41.960	18.536	6.296	300.2	15:08	1:08:11.188
11	3	5:36.313 B	45.434	2:04.695	2:46.184	39.139		193.4	15:13	1:13:47.501
12	1	34:26.220	...	1:26.544	1:41.867	19.826	5.803	296.1	15:48	1:48:13.721
13	1	3:38.743	33.705	1:25.706	1:39.332	17.846	5.900	308.6	15:51	1:51:52.464
14	1	3:36.025	33.497	1:24.534	1:37.994	17.309	5.747	308.6	15:55	1:55:28.489
15	1	3:35.357	33.674	1:23.427	1:38.256	17.263	5.980	306.9	15:59	1:59:03.846
16	1	3:51.136 B	33.377	1:23.614	1:54.145	19.925		312.2	16:02	2:02:54.982
17	1	46:45.070	...	1:26.429	1:47.518	20.959	6.070	302.7	16:49	2:49:40.052
18	1	4:58.502 B	33.505	1:23.788	3:01.209	23.044		306.1	16:54	2:54:38.554
19	1	43:50.428	...	1:28.173	1:50.205	20.870	6.478	294.5	17:38	3:38:28.982
20	1	3:37.963	33.837	1:24.491	1:39.635	17.665	6.090	306.1	17:42	3:42:06.945
21	1	3:38.570	34.543	1:25.221	1:38.806	17.395	5.739	305.2	17:45	3:45:45.515
22	1	5:48.073 B	33.220	2:15.319	2:59.534	32.558		311.3	17:51	3:51:33.588

15

OAK RACING

1. Guillaume Moreau
2. Bertrand Baguette

3. Dominik Kraihamer

Oak Pescarolo - Judd
LMP1

1	3	2:33:56.765 B	...	1:37.499	2:11.614	26.914		251.2	16:33	2:33:56.765
2	3	8:56.698	5:41.850	1:30.569	1:44.279	19.511	6.412	297.7	16:42	2:42:53.463
3	3	3:44.282	34.938	1:26.088	1:43.256	19.002	6.221	304.3	16:46	2:46:37.745
4	3	3:50.844	36.816	1:27.752	1:46.276	20.114	6.350	286.0	16:50	2:50:28.589
5	3	3:53.126	34.861	1:28.336	1:49.929	19.848	6.554	311.3	16:54	2:54:21.715
6	3	3:45.146	36.779	1:24.968	1:43.399	19.136	6.389	306.9	16:58	2:58:06.861
7	3	3:41.790	34.477	1:26.510	1:40.803	17.893	6.000	305.2	17:01	3:01:48.651
8	3	3:52.308 B	34.843	1:25.584	1:51.881	18.055		304.3	17:05	3:05:40.959
9	3	8:42.471	5:36.163	1:25.943	1:40.365	17.464	6.060	302.7	17:14	3:14:23.430
10	3	3:43.764	34.262	1:25.136	1:44.366	21.280	6.085	305.2	17:18	3:18:07.194
11	3	5:03.676 B	41.814	1:44.782	2:37.080	41.576		176.5	17:23	3:23:10.870
12	2	16:47.330	...	1:28.805	1:44.307	19.026	6.598	303.5	17:39	3:39:58.200
13	2	4:06.702 B	35.215	1:26.242	2:05.245	24.724		303.5	17:44	3:44:04.902
14	2	5:00.689 B	1:36.087	1:27.030	1:57.572	22.465		306.1	17:49	3:49:05.591
15	2	4:59.553	1:49.174	1:28.376	1:42.003	18.624	6.334	302.7	17:54	3:54:05.144
16	2	4:35.227 B	35.893	1:31.422	2:27.912	25.829		306.9	17:58	3:58:40.371

16

PESCAROLO TEAM

1. Emmanuel Collard
2. Jean-Christophe Boullion

3. Stuart Hall

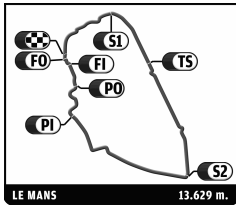
Pescarolo 03 - Judd
LMP1

1	2	14:57.329 B	...	1:36.286	2:11.019	24.491		286.0	14:14	14:57.329
2	2	9:13.343	5:27.749	1:41.499	2:04.095	26.700	8.348	229.5	14:24	24:10.672
3	2	4:33.595 B	42.997	1:36.611	2:13.987	27.184		272.5	14:28	28:44.267
4	2	16:32.255	...	1:31.324	1:52.369	22.567	6.757	298.5	14:45	45:16.522
5	2	3:49.214	36.220	1:28.048	1:44.946	20.309	6.402	311.3	14:49	49:05.736
6	2	3:49.114	35.642	1:27.235	1:46.237	20.058	7.725	312.2	14:52	52:54.850
7	2	4:06.026 B	36.840	1:27.629	2:01.557	21.392		308.6	14:57	57:00.876
8	3	2:04:35.423	...	1:38.220	1:51.264	20.915	7.040	288.3	17:01	3:01:36.299
9	3	3:48.991	36.337	1:28.367	1:44.287	19.384	6.492	303.5	17:05	3:05:25.290
10	3	3:47.990	36.223	1:28.272	1:43.495	19.287	6.660	299.3	17:09	3:09:13.280
11	3	3:44.664	35.497	1:27.043	1:42.124	18.539	6.268	302.7	17:12	3:12:57.944
12	3	3:58.822 B	36.178	1:26.539	1:56.105	20.482		306.1	17:16	3:16:56.766
13	1	16:43.943	...	1:30.989	1:43.437	18.774	6.413	297.7	17:33	3:33:40.709
14	1	3:47.036	35.513	1:26.298	1:45.225	20.781	6.395	302.7	17:37	3:37:27.745



24 HEURES DU MANS

16-17 JUIN 2012



24 HEURES DU MANS

TEST DAY
Test Practice 2

Sector Analysis

■ Personal Best ■ Session Best B Crossing the finish line in pit lane

Lap	D	Time	Sector 1	Sector 2	Sector 3	Porsche	Ford	T. Spd	Hour	Elapsed
15	1	3:40.385	34.648	1:25.725	1:40.012	17.662	6.010	301.8	17:41	3:41:08.130
16	1	3:44.844	34.307	1:24.859	1:45.678	22.750	6.222	304.3	17:44	3:44:52.974
17	1	3:58.803 B	35.054	1:28.485	1:55.264	20.129		304.3	17:48	3:48:51.777
18	3	6:31.634 B	2:52.786	1:30.340	2:08.508	23.874		303.5	17:55	3:55:23.411

17

PESCAROLO TEAM
1. Seiji Ara
2. Nicolas Minassian

Dome - Judd
LMP1

1	1	2:27:35.209 B	...	1:47.808	2:10.777	23.782		295.3	16:27	2:27:35.209
2	1	17:06.883	...	1:31.232	1:47.782	19.156	7.686	306.9	16:44	2:44:42.092
3	1	3:46.494	35.648	1:27.513	1:43.333		6.579	313.1	16:48	2:48:28.586
4	1	3:46.351	36.176	1:27.424	1:42.751	18.592		314.0	16:52	2:52:14.937
5	1	3:59.030 B	35.118	1:28.121	1:55.791	19.857		304.3	16:56	2:56:13.967
6	1	6:00.791	2:48.954	1:28.893	1:42.944	18.606	6.279	311.3	17:02	3:02:14.758
7	1	3:44.577	35.440	1:26.598	1:42.539	18.490	6.413	310.4	17:05	3:05:59.335
8	1	3:42.524	34.701	1:26.026	1:41.797	18.144	6.203	313.1	17:09	3:09:41.859
9	1	3:43.287	34.634	1:26.929	1:41.724	18.492	6.217	311.3	17:13	3:13:25.146
10	1	4:00.147 B	36.986	1:26.668	1:56.493	21.554		313.1	17:17	3:17:25.293
11	2	15:13.470	...	1:30.033	1:44.587	19.698		307.8	17:32	3:32:38.763
12	2	3:48.210	35.214	1:27.587	1:45.409	20.647		313.1	17:36	3:36:26.973
13	2	3:42.888	34.820	1:25.680	1:42.388	19.355	6.134	318.5	17:40	3:40:09.861
14	2	3:39.865	34.507	1:25.313	1:40.045	18.173	5.977	311.3	17:43	3:43:49.726
15	2	3:53.778 B	35.796	1:25.880	1:52.102	17.569		312.2	17:47	3:47:43.504
16	2	4:45.509	1:38.013	1:26.690	1:40.806	17.344	6.200	310.4	17:52	3:52:29.013
17	2	4:07.691 B	33.947	1:23.819	2:09.925	28.632		308.6	17:56	3:56:36.704

19

SEBASTIEN LOEB RACING
1. Nicolas Marroc
2. Sébastien Loeb

3. Jean-Karl Vernay

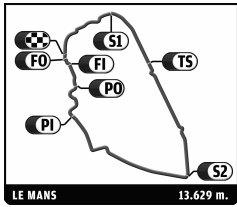
Oreca 03 - Nissan
LMP2

1	3	6:48.078	3:29.891	1:31.159	1:47.028	20.148	6.573	291.4	14:06	6:48.078
2	3	3:49.355	35.561	1:28.239	1:45.555	19.232	6.990	293.7	14:10	10:37.433
3	3	3:48.757	35.645	1:28.149	1:44.963	19.042	6.715	296.1	14:14	14:26.190
4	3	4:35.044 B	37.033	1:29.423	2:28.588	31.814		293.7	14:19	19:01.234
5	3	12:42.095	9:06.524	1:36.891	1:58.680	24.504	7.736	254.1	14:31	31:43.329
6	3	4:24.611 B	40.261	1:34.249	2:10.101	24.543		290.6	14:36	36:07.940
7	3	16:07.729	...	1:30.815	1:46.629	20.680	6.450	293.7	14:52	52:15.669
8	3	3:49.215	34.945	1:27.722	1:46.548	22.253	6.263	296.1	14:56	56:04.884
9	3	3:45.364	35.271	1:27.355	1:42.738	18.744	6.006	293.7	14:59	59:50.248
10	3	3:43.327	34.386	1:26.791	1:42.150	18.509	5.980	295.3	15:03	1:03:33.575
11	3	3:55.302 B	34.584	1:27.278	1:53.440	19.037		294.5	15:07	1:07:28.877
12	3	23:59.509	...	1:34.204	2:19.409	19.758	7.027	230.0	15:31	1:31:28.386
13	3	3:56.349	36.507	1:29.931	1:49.911	20.727	6.506	298.5	15:35	1:35:24.735
14	3	3:44.748	34.582	1:27.407	1:42.759	18.789	5.995	296.9	15:39	1:39:09.483
15	3	4:05.200 B	35.738	1:28.012	2:01.450	22.381		296.1	15:43	1:43:14.683
16	1	7:00.563	3:43.300	1:28.170	1:49.093	21.155	7.420	292.9	15:50	1:50:15.246
17	1	3:46.805	35.240	1:27.372	1:44.193	19.535	6.266	295.3	15:54	1:54:02.051
18	1	3:50.527	34.706	1:27.771	1:48.050	19.386	7.872	296.1	15:57	1:57:52.578
19	1	3:53.246	36.757	1:28.642	1:47.847	21.700	6.418	295.3	16:01	2:01:45.824
20	1	3:56.731 B	34.989	1:27.093	1:54.649	19.024		293.7	16:05	2:05:42.555
21	1	9:53.196	6:37.658	1:28.618	1:46.920	20.634	6.901	295.3	16:15	2:15:35.751
22	1	3:57.395	35.444	1:27.260	1:54.691	24.745	6.542	296.1	16:19	2:19:33.146
23	1	5:05.414 B	34.840	2:20.417	2:10.157	21.813		294.5	16:24	2:24:38.560
24	1	25:15.138	...	1:37.921	1:45.177	19.458	6.489	290.6	16:49	2:49:53.698
25	1	3:46.762	34.752	1:27.232	1:44.778	19.984	6.422	294.5	16:53	2:53:40.460
26	1	3:48.550	34.724	1:27.981	1:45.845	20.537	6.500	294.5	16:57	2:57:29.010
27	1	3:59.127 B	36.437	1:28.980	1:53.710	18.905		292.9	17:01	3:01:28.137
28	2	6:41.744	3:24.431	1:30.863	1:46.450	19.897	6.710	291.4	17:08	3:08:09.881
29	2	3:48.951	35.699	1:28.607	1:44.645	18.936	6.605	293.7	17:11	3:11:58.832
30	2	3:48.245	35.540	1:28.144	1:44.561	19.226	6.298	294.5	17:15	3:15:47.077



24 HEURES DU MANS

16-17 JUIN 2012



24 HEURES DU MANS

TEST DAY

Test Practice 2

Sector Analysis

■ Personal Best ■ Session Best B Crossing the finish line in pit lane

Lap	D	Time	Sector 1	Sector 2	Sector 3	Porsche	Ford	T. Spd	Hour	Elapsed
31	2	4:27.004 B	35.481	1:27.406	2:24.117	30.052		294.5	17:20	3:20:14.081
32	2	12:54.131	9:41.639	1:29.545	1:42.947	18.291	6.278	290.6	17:33	3:33:08.212
33	2	3:44.461	35.420	1:27.023	1:42.018	18.089	6.323	294.5	17:36	3:36:52.673
34	2	3:45.323	34.555	1:26.670	1:44.098	18.598	6.774	299.3	17:40	3:40:37.996
35	2	3:47.306	34.955	1:26.576	1:45.775	22.060	6.328	294.5	17:44	3:44:25.302
36	2	3:42.248	34.866	1:26.640	1:40.742	17.578	6.154	295.3	17:48	3:48:07.550
37	2	3:45.430	36.303	1:27.844	1:41.283	17.489	6.230	292.9	17:51	3:51:52.980
38	2	4:15.166 B	34.817	1:28.007	2:12.342	23.565		296.9	17:56	3:56:08.146

21

STRAKKA RACING

1. Nick Leventis
2. Danny Watts

3. Jonny Kane

HPD ARX 03a - Honda
LMP1

1	3	2:02:44.885	...	1:26.953	1:42.561	19.379	6.293	297.7	16:02	2:02:44.885
2	3	3:43.855	35.200	1:23.922	1:44.733	22.508	6.167	315.8	16:06	2:06:28.740
3	3	3:38.696	34.248	1:23.216	1:41.232	18.809	6.126	312.2	16:10	2:10:07.436
4	3	3:37.979	34.380	1:23.315	1:40.284	18.958	6.102	314.9	16:13	2:13:45.415
5	3	3:44.368	33.714	1:24.289	1:46.365	22.115	6.306	316.7	16:17	2:17:29.783
6	3	4:18.815 B	33.851	1:37.719	2:07.245	22.787		316.7	16:21	2:21:48.598
7	3	22:00.190	...	1:25.793	1:45.020	21.149	6.333	312.2	16:43	2:43:48.788
8	3	3:35.487	33.998	1:22.915	1:38.574	17.736	6.257	314.0	16:47	2:47:24.275
9	3	3:35.589	33.822	1:23.136	1:38.631	17.558	6.523	313.1	16:50	2:50:59.864
10	3	3:38.694	34.921	1:24.333	1:39.440	17.612	5.900	305.2	16:54	2:54:38.558
11	3	3:36.956	34.734	1:22.866	1:39.356	18.374	6.635	316.7	16:58	2:58:15.514
12	3	3:46.711 B	33.866	1:23.035	1:49.810	17.798		313.1	17:02	3:02:02.225
13	1	6:52.951	3:32.160	1:32.283	1:48.508	21.512	7.297	296.1	17:08	3:08:55.176
14	1	3:48.991	36.187	1:27.217	1:45.587	20.341	6.740	314.0	17:12	3:12:44.167
15	1	3:47.516	35.812	1:26.793	1:44.911	20.038	6.705	315.8	17:16	3:16:31.683
16	1	4:32.891 B	35.949	1:28.947	2:27.995	37.241		314.9	17:21	3:21:04.574
17	1	13:14.743	9:45.690	1:37.959	1:51.094	21.334	7.127	283.8	17:34	3:34:19.317
18	1	3:52.741	36.473	1:27.282	1:48.986	22.006	7.100	312.2	17:38	3:38:12.058
19	1	3:49.594	36.334	1:27.180	1:46.080	20.703	6.873	316.7	17:42	3:42:01.652
20	1	3:49.919	36.684	1:27.426	1:45.809	19.907	6.865	314.9	17:45	3:45:51.571
21	1	3:47.852	35.503	1:27.550	1:44.799	20.330	6.599	316.7	17:49	3:49:39.423
22	1	3:46.958	36.241	1:25.831	1:44.886	19.902	6.647	319.5	17:53	3:53:26.381
23	1	4:44.189 B	39.488	1:35.677	2:29.024	24.447		263.9	17:58	3:58:10.570

22

JRM

1. David Brabham
2. Karun Chandhok

3. Peter Dunmbreck

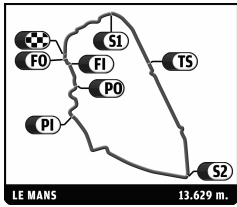
HPD ARX 03a - Honda
LMP1

1	3	24:59.223 B	...	1:43.605	2:26.716	28.500		237.5	14:24	24:59.223
2	2	17:39.974 B	...	1:43.735	2:29.027	26.237		199.0	14:42	42:39.197
3	2	6:22.405	3:05.319	1:28.885	1:48.201	21.408	7.453	309.5	14:49	49:01.602
4	2	3:50.077	36.412	1:26.752	1:46.913	22.008	6.962	314.0	14:52	52:51.679
5	2	3:54.040	35.666	1:30.062	1:48.312	24.185	6.795	215.9	14:56	56:45.719
6	2	3:45.172	35.329	1:25.381	1:44.462	20.124	6.413	312.2	15:00	1:00:30.891
7	2	3:46.325	35.204	1:25.665	1:45.456	21.846	6.688	314.9	15:04	1:04:17.216
8	2	3:43.461	34.560	1:24.406	1:44.495	20.367	7.259	311.3	15:08	1:08:00.677
9	2	5:39.665 B	38.618	2:18.054	2:42.993	34.049		130.4	15:13	1:13:40.342
10	2	24:35.651	...	1:29.076	1:44.228	19.753	6.904	308.6	15:38	1:38:15.993
11	2	3:39.805	34.058	1:24.254	1:41.493	19.662	6.258	311.3	15:41	1:41:55.798
12	2	3:44.508	34.958	1:24.195	1:45.355	20.568	8.273	311.3	15:45	1:45:40.306
13	2	3:48.633	35.882	1:24.768	1:47.983	21.822	7.703	309.5	15:49	1:49:28.939
14	2	3:41.976	34.400	1:23.557	1:44.019	20.313	7.988	313.1	15:53	1:53:10.915
15	2	3:38.287	33.629	1:23.776	1:40.882	18.377	6.787	314.9	15:56	1:56:49.202
16	2	3:50.203 B	34.398	1:24.371	1:51.434	18.721		311.3	16:00	2:00:39.405
17	3	25:53.211	...	1:59.079	1:51.358	22.428	7.214	307.8	16:26	2:26:32.616
18	3	4:04.210	40.647	1:35.194	1:48.369	22.154	6.806	310.4	16:30	2:30:36.826
19	3	3:41.809	34.831	1:25.963	1:41.015	18.576	6.282	311.3	16:34	2:34:18.635
20	3	3:38.540	35.120	1:24.149	1:39.271	17.925	6.175	311.3	16:37	2:37:57.175



24 HEURES DU MANS

16-17 JUIN 2012



24 HEURES DU MANS

TEST DAY

Test Practice 2

Sector Analysis

Personal Best Session Best B Crossing the finish line in pit lane

Lap	D	Time	Sector 1	Sector 2	Sector 3	Porsche	Ford	T. Spd	Hour	Elapsed
21	3	3:39.740	33.688	1:23.355	1:42.697	19.050	8.662	314.0	16:41	2:41:36.915
22	3	4:31.804 B	36.870	1:37.932	2:17.002	24.351		282.3	16:46	2:46:08.719
23	3	36:25.826 B	...	1:49.955	2:23.263	32.700		211.7	17:22	3:22:34.545
24	3	11:18.617	8:05.644	1:28.818	1:44.155	19.975	6.674	308.6	17:33	3:33:53.162
25	3	3:42.562	34.825	1:25.310	1:42.427	18.452	7.656	311.3	17:37	3:37:35.724
26	3	3:37.358	34.052	1:24.398	1:38.908	17.907	6.149	314.9	17:41	3:41:13.082
27	3	3:53.005 B	33.583	1:23.466	1:55.956	21.352		312.2	17:45	3:45:06.087
28	2	6:03.164	2:47.634	1:27.790	1:47.740	19.726	10.509	308.6	17:51	3:51:09.251
29	2	4:00.003 B	34.804	1:25.845	1:59.354	21.435		312.2	17:55	3:55:09.254

23

SIGNATECH NISSAN

1. Franck Mailleux
2. Olivier Lombard

3. Jordan Tresson

Oreca 03 - Nissan
LMP2

1	3	33:05.962	...	1:41.897	2:00.358	24.012	8.399	250.0	14:33	33:05.962
2	3	4:28.020 B	41.485	1:38.592	2:07.943	23.159		276.6	14:37	37:33.982
3	3	6:00.937	2:35.054	1:34.904	1:50.979	20.015	7.899	278.7	14:43	43:34.919
4	3	3:59.520	36.984	1:34.337	1:48.199	19.331	7.130	280.2	14:47	47:34.439
5	3	3:56.975	36.126	1:32.842	1:48.007	19.509	7.112	285.3	14:51	51:31.414
6	3	3:53.709	35.686	1:30.913	1:47.110	19.219	6.840	279.4	14:55	55:25.123
7	3	4:04.184 B	35.619	1:30.178	1:58.387	18.869		284.5	14:59	59:29.307
8	3	14:22.683	9:29.095	2:39.966	2:13.622	23.527	8.189	142.1	15:13	1:13:51.990
9	3	6:44.451	41.840	2:36.067	3:26.544	37.201	11.595	165.5	15:20	1:20:36.441
10	3	7:09.799	1:05.641	2:56.316	3:07.842	36.727	11.726	140.6	15:27	1:27:46.240
11	3	5:12.949	58.202	2:23.791	1:50.956	20.238	7.444	129.0	15:32	1:32:59.189
12	3	3:56.788	36.783	1:31.919	1:48.086	19.557	7.382	291.4	15:36	1:36:55.977
13	3	4:05.534 B	36.220	1:30.642	1:58.672	20.748		290.6	15:41	1:41:01.511
14	3	36:22.023	...	1:30.887	1:55.989	24.385	7.455	289.0	16:17	2:17:23.534
15	3	4:31.118 B	36.228	1:43.815	2:11.075	23.991		286.0	16:21	2:21:54.652
16	2	12:50.874	9:27.069	1:35.603	1:48.202	19.799	6.599	284.5	16:34	2:34:45.526
17	2	3:51.101	35.592	1:29.072	1:46.437	19.508	6.881	290.6	16:38	2:38:36.627
18	2	3:48.562	35.538	1:29.595	1:43.429	17.922	6.254	293.7	16:42	2:42:25.189
19	2	3:49.216	35.851	1:30.371	1:42.994	17.855	6.272	289.8	16:46	2:46:14.405
20	2	3:48.153	36.721	1:28.353	1:43.079	17.654	6.276	292.1	16:50	2:50:02.558
21	2	3:47.597	35.389	1:27.982	1:44.226	17.931	6.165	291.4	16:53	2:53:50.155
22	2	3:44.963	34.996	1:27.728	1:42.239	17.589	6.257	291.4	16:57	2:57:35.118
23	2	3:58.734 B	35.556	1:29.452	1:53.726	17.926		289.8	17:01	3:01:33.852
24	1	7:03.497	3:46.862	1:32.002	1:44.633	18.315	6.218	263.3	17:08	3:08:37.349
25	1	3:45.912	34.797	1:27.758	1:43.357	19.454	5.940	290.6	17:12	3:12:23.261
26	1	3:44.864	35.003	1:28.235	1:41.626	17.671	5.922	293.7	17:16	3:16:08.125
27	1	4:21.486 B	34.750	1:27.905	2:18.831	31.505		292.1	17:20	3:20:29.611
28	1	14:00.301	...	1:32.395	1:54.644	21.006	7.584	278.7	17:34	3:34:29.912
29	1	3:51.932	37.118	1:28.639	1:46.175	18.258	5.985	292.9	17:38	3:38:21.844
30	1	3:43.976	35.915	1:27.447	1:40.614	17.274	5.852	291.4	17:42	3:42:05.820
31	1	3:45.958	35.255	1:28.472	1:42.231	17.514	6.764	292.9	17:45	3:45:51.778
32	1	3:50.605	35.632	1:28.635	1:46.338	21.686	6.188	292.1	17:49	3:49:42.383
33	1	3:44.171	34.580	1:26.814	1:42.777	17.600	6.660	292.9	17:53	3:53:26.554
34	1	4:45.488 B	39.894	1:35.517	2:30.077	23.155		238.6	17:58	3:58:12.042

24

OAK RACING

1. Jacques Nicolet
2. Matthieu Lahaye

3. Olivier Pla

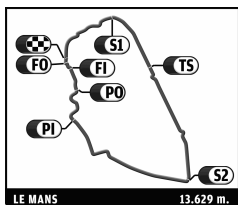
Morgan - Judd
LMP2

1	2	1:33:03.397	...	1:40.988	1:48.931	20.426	6.846	187.4	15:33	1:33:03.397
2	2	3:46.196	35.707	1:28.069	1:42.420	18.366	6.349	301.8	15:36	1:36:49.593
3	2	3:48.603	35.606	1:27.736	1:45.261	18.902	6.370	301.8	15:40	1:40:38.196
4	2	4:04.144 B	35.125	1:30.623	1:58.396	21.972		303.5	15:44	1:44:42.340
5	2	8:36.979	5:22.568	1:29.622	1:44.789	20.175	6.433	304.3	15:53	1:53:19.319
6	2	3:45.686	36.291	1:27.085	1:42.310	18.552	6.360	304.3	15:57	1:57:05.005
7	2	3:47.530	35.537	1:27.927	1:44.066	19.279	6.688	304.3	16:00	2:00:52.535
8	2	3:55.239 B	35.468	1:26.814	1:52.957	18.637		303.5	16:04	2:04:47.774



24 HEURES DU MANS

16-17 JUIN 2012



24 HEURES DU MANS

TEST DAY

Test Practice 2

Sector Analysis

■ Personal Best ■ Session Best B Crossing the finish line in pit lane

Lap	D	Time	Sector 1	Sector 2	Sector 3	Porsche	Ford	T. Spd	Hour	Elapsed
9	2	6:31.708	3:12.699	1:31.497	1:47.512	19.869	6.336	283.1	16:11	2:11:19.482
10	2	4:08.443 B	35.197	1:29.345	2:03.901	24.497		306.1	16:15	2:15:27.925
11	2	12:52.448 B	9:03.756	1:41.768	2:06.924	23.792		296.1	16:28	2:28:20.373
12	2	7:47.159	4:29.750	1:32.885	1:44.524	19.185	6.306	292.9	16:36	2:36:07.532
13	2	3:45.458	35.377	1:27.953	1:42.128	18.304	6.206	296.9	16:39	2:39:52.990
14	2	3:50.992	35.438	1:30.539	1:45.015	19.311	6.657	301.0	16:43	2:43:43.982
15	2	3:56.743 B	35.342	1:28.364	1:53.037	18.706		296.1	16:47	2:47:40.725
16	2	6:18.807	3:00.142	1:32.071	1:46.594	19.824	6.605	295.3	16:53	2:53:59.532
17	2	3:49.004	35.262	1:28.138	1:45.604	20.592	6.280	299.3	16:57	2:57:48.536
18	2	3:48.652	35.748	1:29.661	1:43.243	18.556	6.359	295.3	17:01	3:01:37.188
19	2	3:48.813	35.845	1:28.566	1:44.402	19.241	6.528	300.2	17:05	3:05:26.001
20	2	3:59.465 B	36.214	1:30.091	1:53.160	18.945		295.3	17:09	3:09:25.466
21	3	6:25.650	3:14.186	1:28.458	1:43.006	18.242	6.392	297.7	17:15	3:15:51.116
22	3	4:24.409 B	35.364	1:27.173	2:21.872	30.241		297.7	17:20	3:20:15.525
23	3	15:31.022	...	1:33.562	1:46.650	19.147	6.334	295.3	17:35	3:35:46.547
24	3	3:42.036	34.963	1:26.318	1:40.755	17.343	6.004	299.3	17:39	3:39:28.583
25	3	3:44.868	34.800	1:25.569	1:44.499	20.945	6.063	300.2	17:43	3:43:13.451
26	3	3:55.312 B	34.907	1:26.454	1:53.951	18.835		301.0	17:47	3:47:08.763
27	3	5:26.070	2:15.529	1:26.773	1:43.768	19.615	6.034	301.8	17:52	3:52:34.833
28	3	4:03.912 B	34.697	1:25.775	2:03.440	20.387		300.2	17:56	3:56:38.745

25

ADR-DELTA

1. John Martin

2. Jan Charouz

3. Tor Graves

Oreca 03 - Nissan

LMP2

1	1	38:09.406	...	1:33.858	1:51.616	20.557	7.522	283.1	14:38	38:09.406
2	1	4:02.150	35.476	1:37.083	1:49.591	19.238	7.732	239.1	14:42	42:11.556
3	1	4:03.823 B	35.403	1:30.741	1:57.679	19.583		294.5	14:46	46:15.379
4	1	9:59.209	6:38.665	1:32.570	1:47.974	20.725	7.164	267.8	14:56	56:14.588
5	1	3:47.251	35.641	1:28.585	1:43.025	18.253	6.549	292.1	15:00	1:00:01.839
6	1	3:45.854	35.293	1:28.486	1:42.075	17.871	6.318	293.7	15:03	1:03:47.693
7	1	3:57.355 B	36.475	1:27.646	1:53.234	18.179		295.3	15:07	1:07:45.048
8	1	25:17.163	...	1:59.043	1:50.366	18.971	8.021	168.4	15:33	1:33:02.211
9	1	3:45.714	35.319	1:27.598	1:42.797	18.114	6.811	296.9	15:36	1:36:47.925
10	1	3:49.437	35.507	1:29.118	1:44.812	18.448	6.527	296.1	15:40	1:40:37.362
11	1	3:43.437	34.748	1:26.698	1:41.991	17.896	6.334	297.7	15:44	1:44:20.799
12	1	4:02.747 B	35.795	1:27.547	1:59.405	22.984		297.7	15:48	1:48:23.546
13	3	15:30.856	...	1:32.081	1:47.868	19.905	7.932	291.4	16:03	2:03:54.402
14	3	4:36.837 B	36.307	2:00.465	2:00.065	20.367		296.1	16:08	2:08:31.239
15	3	16:30.200 B	...	1:56.862	2:27.887	26.072		294.5	16:25	2:25:01.439
16	3	18:33.579	...	1:33.908	1:47.818	19.579	7.359	285.3	16:43	2:43:35.018
17	3	3:49.073	36.331	1:29.045	1:43.697	18.276	6.738	295.3	16:47	2:47:24.091
18	3	3:48.618	36.187	1:28.864	1:43.567	18.315	6.742	295.3	16:51	2:51:12.709
19	3	3:48.436	35.083	1:27.514	1:45.839	18.108	7.946	296.1	16:55	2:55:01.145
20	3	4:02.556 B	35.385	1:30.510	1:56.661	18.583		295.3	16:59	2:59:03.701
21	3	13:24.305	...	1:32.075	1:50.955	22.284	7.351	293.7	17:12	3:12:28.006
22	3	3:50.893	36.091	1:28.977	1:45.825	19.475	6.779	296.1	17:16	3:16:18.899
23	3	4:29.940 B	36.774	1:30.063	2:23.103	33.336		294.5	17:20	3:20:48.839
24	2	15:05.115	...	1:32.569	1:50.889	23.499	6.999	243.9	17:35	3:35:53.954
25	2	3:45.654	35.724	1:27.804	1:42.126	17.747	6.534	296.9	17:39	3:39:39.608
26	2	3:45.300	35.057	1:28.339	1:41.904	18.250	6.417	297.7	17:43	3:43:24.908
27	2	3:44.255	34.924	1:27.238	1:42.093	18.306	6.221	298.5	17:47	3:47:09.163
28	2	3:46.370	35.175	1:29.050	1:42.145	17.666	6.852	295.3	17:50	3:50:55.533
29	2	3:59.432 B	36.576	1:27.507	1:55.349	17.474		297.7	17:54	3:54:54.965

26

SIGNATECH NISSAN

1. Nelson Panciatici

2. Pierre Ragues

3. Roman Rusinov

Oreca 03 - Nissan

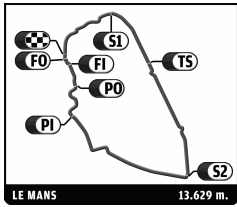
LMP2

1	1	1:15:41.258	...	2:35.596	2:54.200	30.010	9.005	146.1	15:15	1:15:41.258
2	1	7:12.494	58.319	2:59.443	3:14.732	35.506	10.820	117.1	15:22	1:22:53.752



24 HEURES DU MANS

16-17 JUIN 2012



24 HEURES DU MANS

TEST DAY
Test Practice 2

Sector Analysis

■ Personal Best ■ Session Best B Crossing the finish line in pit lane

Lap	D	Time	Sector 1	Sector 2	Sector 3	Porsche	Ford	T. Spd	Hour	Elapsed
3	1	7:29.424	57.342	2:56.247	3:35.835	42.915	8.871	117.2	15:30	1:30:23.176
4	1	3:50.190	36.110	1:28.117	1:45.963	20.516	6.246	293.7	15:34	1:34:13.366
5	1	3:43.348	34.541	1:26.924	1:41.883	18.078	5.998	293.7	15:37	1:37:56.714
6	1	3:43.812	34.520	1:27.906	1:41.386	17.810	5.976	296.1	15:41	1:41:40.526
7	1	3:54.253	33.940	1:27.109	1:53.204	27.041	6.517	293.7	15:45	1:45:34.779
8	1	3:46.997	34.485	1:27.021	1:45.491	21.785	6.102	292.9	15:49	1:49:21.776
9	1	3:57.957 B	34.539	1:26.470	1:56.948	19.095		294.5	15:53	1:53:19.733
10	2	7:28.109	4:14.168	1:29.739	1:44.202	19.246	6.239	293.7	16:00	2:00:47.842
11	2	3:47.091	35.118	1:27.846	1:44.127	19.434	6.129	292.9	16:04	2:04:34.933
12	2	3:49.821	35.352	1:27.924	1:46.545	20.581	6.143	292.1	16:08	2:08:24.754
13	2	3:46.368	34.876	1:28.755	1:42.737	18.358	6.037	292.9	16:12	2:12:11.122
14	2	3:54.227	34.774	1:27.357	1:52.096	24.845	6.376	292.9	16:16	2:16:05.349
15	2	4:18.374 B	35.927	1:29.727	2:12.720	25.702		296.1	16:20	2:20:23.723
16	3	22:04.285	...	1:31.609	1:46.595	19.125	6.545	289.0	16:42	2:42:28.008
17	3	3:49.926	35.564	1:29.364	1:44.998	18.749	6.347	290.6	16:46	2:46:17.934
18	3	3:48.885	37.589	1:28.299	1:42.997	18.005	6.209	292.9	16:50	2:50:06.819
19	3	3:50.415	35.251	1:28.787	1:46.377	21.132	6.567	293.7	16:53	2:53:57.234
20	3	3:46.388	34.947	1:27.499	1:43.942	19.328	6.110	292.1	16:57	2:57:43.622
21	3	3:47.625	35.452	1:28.314	1:43.859	18.133	6.299	291.4	17:01	3:01:31.247
22	3	3:49.473	35.769	1:28.073	1:45.631	20.432	6.314	292.1	17:05	3:05:20.720
23	3	3:45.773	35.119	1:28.125	1:42.529	18.196	6.192	291.4	17:09	3:09:06.493
24	3	3:47.215	35.070	1:27.398	1:44.747	20.139	6.203	292.9	17:12	3:12:53.708
25	3	3:59.888 B	35.046	1:27.609	1:57.233	22.030		292.1	17:16	3:16:53.596
26	1	17:35.643	...	1:29.507	1:48.825	20.211	7.373	288.3	17:34	3:34:29.239
27	1	3:51.438	35.930	1:29.304	1:46.204	18.663	6.174	292.9	17:38	3:38:20.677
28	1	4:05.259	53.128	1:28.778	1:43.353	18.807	6.228	292.1	17:42	3:42:25.936
29	1	3:45.064	34.875	1:27.398	1:42.791	18.564	6.002	292.1	17:46	3:46:11.000
30	1	3:48.130	35.035	1:30.092	1:43.003	18.352	6.055	292.9	17:49	3:49:59.130
31	1	3:46.585	34.939	1:27.689	1:43.957	19.475	6.080	291.4	17:53	3:53:45.715
32	1	4:48.536 B	37.694	1:42.189	2:28.653	27.175		230.0	17:58	3:58:34.251

28

GULF RACING MIDDLE EAST

1. Fabien Giroix 3. Ludovic Badey
2. Stefan Johansson

Lola B12/80 Coupe - Nissan
LMP2

1	2	42:06.695	...	1:37.237	1:52.697	21.077	7.419	283.1	14:42	42:06.695
2	2	4:08.114 B	36.862	1:31.153	2:00.099	19.786		292.9	14:46	46:14.809
3	2	12:03.127	8:41.868	1:32.762	1:48.497	19.918	6.584	288.3	14:58	58:17.936
4	2	4:08.718 B	38.105	1:31.988	1:58.625	19.493		289.0	15:02	1:02:26.654
5	2	15:04.237	9:18.944	2:32.702	3:12.591	33.644	8.556	210.1	15:17	1:17:30.891
6	2	7:26.345 B	1:00.134	3:01.669	3:24.542	35.266		114.8	15:24	1:24:57.236
7	2	10:15.187	6:46.009	1:35.182	1:53.996	22.726	7.109	289.0	15:35	1:35:12.423
8	2	3:54.692	36.165	1:31.338	1:47.189	19.544	6.927	289.0	15:39	1:39:07.115
9	2	4:09.016 B	35.912	1:29.813	2:03.291	22.379		291.4	15:43	1:43:16.131
10	2	10:22.539 B	6:44.744	1:32.682	2:05.113	21.397		291.4	15:53	1:53:38.670
11	2	1:24:22.404	...	1:33.624	1:57.026	26.958	6.900	280.9	17:18	3:18:01.074
12	2	5:08.288 B	39.306	1:48.067	2:40.915	41.518		165.5	17:23	3:23:09.362
13	1	8:57.107	5:36.768	1:31.614	1:48.725	20.791	6.786	291.4	17:32	3:32:06.469
14	1	3:53.557	36.667	1:29.142	1:47.748	20.882	6.455	295.3	17:36	3:36:00.026
15	1	3:50.142	35.748	1:28.670	1:45.724	19.433	6.541	294.5	17:39	3:39:50.168
16	1	3:48.063	35.819	1:27.777	1:44.467	19.154	6.301	293.7	17:43	3:43:38.231
17	1	4:04.317 B	36.583	1:29.226	1:58.508	19.806		271.8	17:47	3:47:42.548
18	1	10:20.950 B	6:13.395	1:32.137	2:35.418	29.426		295.3	17:58	3:58:03.498

29

GULF RACING MIDDLE EAST

1. Jean-Denis Deletraz 3. Steve Quick
2. Keiko Ihara

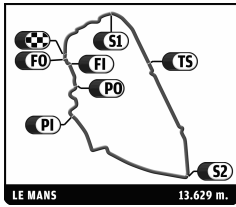
Lola B12/80 Coupe - Nissan
LMP2

1	3	58:16.397	...	3:07.764	2:37.471	33.417	10.280	189.4	14:58	58:16.397
2	3	5:00.360	49.807	1:46.912	2:23.641	31.743	9.830	219.4	15:03	1:03:16.757
3	3	4:51.346	48.421	1:45.216	2:17.709	30.914	9.254	275.9	15:08	1:08:08.103



24 HEURES DU MANS

16-17 JUIN 2012



24 HEURES DU MANS

TEST DAY

Test Practice 2

Sector Analysis

■ Personal Best ■ Session Best B Crossing the finish line in pit lane

Lap	D	Time	Sector 1	Sector 2	Sector 3	Porsche	Ford	T. Spd	Hour	Elapsed
18	3	3:52.054	36.097	1:29.771	1:46.186		6.492	298.5	16:46	2:46:33.267
19	3	4:20.468 B	36.739	1:29.967	2:13.762	26.212		300.2	16:50	2:50:53.735

35	OAK RACING									Morgan - Nissan		
	1. David Heinemeir Hansson		3. Olivier Pla									LMP2
	2. Jacques Nicolet											

1	1	14:36.852	...	1:30.899	1:49.577	20.685	7.162	296.1	14:14	14:36.852
2	1	4:52.297 B	36.121	1:29.036	2:47.140	34.853		300.2	14:19	19:29.149
3	1	17:59.382 B	...	1:32.720	2:07.699	22.674		293.7	14:37	37:28.531
4	1	9:24.946 B	5:31.782	1:49.755	2:03.409	21.411		300.2	14:46	46:53.477
5	1	10:13.225	6:46.241	1:35.664	1:51.320	22.012	7.054	216.4	14:57	57:06.702
6	1	3:56.576	36.463	1:29.699	1:50.414	21.576	7.290	296.9	15:01	1:01:03.278
7	1	3:54.144	37.470	1:28.717	1:47.957	20.238	6.975	301.0	15:04	1:04:57.422
8	1	3:59.956	35.678	1:28.088	1:56.190	21.007	8.185	299.3	15:08	1:08:57.378
9	1	6:47.479 B	42.574	2:47.136	3:17.769	37.748		136.4	15:15	1:15:44.857
10	1	20:20.033	...	1:35.411	1:52.617	23.311	7.065	256.5	15:36	1:36:04.890
11	1	3:56.081	36.314	1:29.248	1:50.519	21.702	7.209	300.2	15:40	1:40:00.971
12	1	3:56.431	37.217	1:30.362	1:48.852	20.920	6.906	299.3	15:43	1:43:57.402
13	1	3:56.298	37.233	1:29.999	1:49.066	22.208	6.759	301.0	15:47	1:47:53.700
14	1	3:52.939	35.704	1:30.120	1:47.115	20.360	6.758	301.0	15:51	1:51:46.639
15	1	3:48.928	35.636	1:27.958	1:45.334	19.772	6.437	301.8	15:55	1:55:35.567
16	1	3:50.670	36.495	1:28.734	1:45.441	19.330	6.614	302.7	15:59	1:59:26.237
17	1	3:48.101	35.370	1:28.036	1:44.695	19.228	6.445	300.2	16:03	2:03:14.338
18	1	4:06.195 B	35.810	1:29.317	2:01.068	22.354		301.0	16:07	2:07:20.533
19	3	25:44.573	...	1:43.327	1:57.532	24.003	7.345	226.2	16:33	2:33:05.106
20	3	3:51.931	36.562	1:31.170	1:44.199	18.936	6.501	241.7	16:36	2:36:57.037
21	3	3:44.334	35.458	1:27.309	1:41.567	17.939	6.258	298.5	16:40	2:40:41.371
22	3	3:54.902 B	35.046	1:26.106	1:53.750	18.602		299.3	16:44	2:44:36.273
23	3	6:46.993	3:16.539	1:42.395	1:48.059	18.948	6.419	232.0	16:51	2:51:23.266
24	3	3:41.291	34.566	1:25.961	1:40.764	17.941	5.943	299.3	16:55	2:55:04.557
25	3	3:53.148	36.434	1:28.173	1:48.541	22.165	7.135	300.2	16:58	2:58:57.705
26	3	3:41.514	35.317	1:26.151	1:40.046	17.303	6.015	299.3	17:02	3:02:39.219
27	3	3:57.480 B	35.645	1:27.192	1:54.643	18.937		297.7	17:06	3:06:36.699
28	1	11:11.165	7:48.416	1:31.188	1:51.561	23.632	7.286	295.3	17:17	3:17:47.864
29	1	5:06.479 B	41.433	1:49.343	2:35.703	37.901		201.6	17:22	3:22:54.343
30	1	9:35.370	6:07.818	1:35.277	1:52.275	22.096	7.373	295.3	17:32	3:32:29.713
31	1	4:09.893 B	38.698	1:29.527	2:01.668	20.856		300.2	17:36	3:36:39.606
32	1	9:55.651	6:37.982	1:30.841	1:46.828	19.974	6.788	297.7	17:46	3:46:35.257
33	1	3:49.614	35.477	1:28.811	1:45.326	19.630	6.670	299.3	17:50	3:50:24.871
34	1	3:48.284	35.402	1:28.163	1:44.719	19.546	6.328	300.2	17:54	3:54:13.155
35	1	4:33.397 B	39.475	1:38.179	2:15.743	25.175		230.5	17:58	3:58:46.552

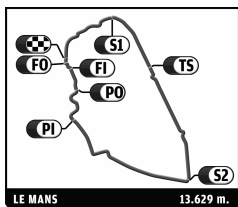
38	JOTA									Zytek Z11SN - Nissan		
	1. Simon Dolan		3. Haruki Kurosawa									LMP2
	2. Sam Hancock											

1	2	52:30.573	...	1:35.040	1:44.530	19.132	6.410	249.5	14:52	52:30.573
2	2	3:44.514	35.024	1:27.286	1:42.204	18.892	6.063	295.3	14:56	56:15.087
3	2	3:43.994	35.356	1:27.198	1:41.440	18.017	5.958	294.5	14:59	59:59.081
4	2	3:41.738	34.726	1:26.157	1:40.855	17.896	5.936	296.1	15:03	1:03:40.819
5	2	3:42.641	34.856	1:25.593	1:42.192	18.911	5.960	296.1	15:07	1:07:23.460
6	2	6:05.012	34.735	2:08.288	3:21.989	39.540	10.820	256.5	15:13	1:13:28.472
7	2	7:10.307 B	58.553	2:38.851	3:32.903	38.165		146.5	15:20	1:20:38.779
8	3	16:41.595	...	1:33.193	1:53.020	22.773	6.774	274.5	15:37	1:37:20.374
9	3	3:52.672	36.334	1:29.103	1:47.235	19.804	6.556	296.9	15:41	1:41:13.046
10	3	3:55.348	37.029	1:31.377	1:46.942	19.682	6.599	292.9	15:45	1:45:08.394
11	3	3:50.952	35.546	1:28.458	1:46.948	21.001	6.471	295.3	15:48	1:48:59.346
12	3	3:48.981	35.651	1:28.322	1:45.008	19.458	6.554	297.7	15:52	1:52:48.327
13	3	3:59.235	35.826	1:31.564	1:51.845	23.455	6.866	262.0	15:56	1:56:47.562
14	3	3:49.192	35.775	1:28.681	1:44.736	19.084	6.653	296.9	16:00	2:00:36.754



24 HEURES DU MANS

16-17 JUIN 2012



24 HEURES DU MANS

TEST DAY

Test Practice 2

Sector Analysis

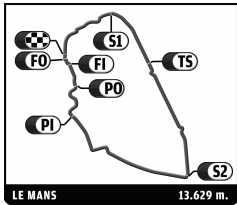
Lap	D	Time	Sector 1	Sector 2	Sector 3	Porsche	Ford	T. Spd	Hour	Elapsed
1	2	53:27.567	...	1:32.933	1:45.929	19.537	6.580	257.7	14:53	53:27.567
2	2	3:52.491	36.504	1:30.156	1:45.831	18.838	7.714	296.1	14:57	57:20.058
3	2	3:49.686	35.372	1:27.051	1:47.263	21.981	6.915	297.7	15:01	1:01:09.744
4	2	3:46.890	35.419	1:27.463	1:44.008	19.168	6.574	299.3	15:04	1:04:56.634
5	2	4:08.976 B	35.028	1:26.186	2:07.762	21.777		297.7	15:09	1:09:05.610
6	2	22:17.885	...	2:25.470	2:26.242	25.595	6.887	157.2	15:31	1:31:23.495
7	2	3:54.159	37.859	1:30.978	1:45.322	19.038	6.539	295.3	15:35	1:35:17.654
8	2	3:46.982	35.393	1:27.235	1:44.354	19.007	7.089	296.9	15:39	1:39:04.636
9	2	3:44.104	35.073	1:26.449	1:42.582	18.328	6.615	297.7	15:42	1:42:48.740
10	2	4:01.447 B	35.508	1:29.007	1:56.932	21.128		296.1	15:46	1:46:50.187
11	2	14:01.114	...	1:30.441	1:45.522	19.454	6.659	296.1	16:00	2:00:51.301
12	2	3:45.192	35.840	1:27.011	1:42.341	18.501	6.352	297.7	16:04	2:04:36.493
13	2	4:03.306 B	35.400	1:27.151	2:00.755	21.649		297.7	16:08	2:08:39.799
14	2	16:24.970 B	...	1:47.037	2:21.525	24.118		263.3	16:25	2:25:04.769
15	3	17:18.512	...	1:40.330	1:48.781	21.087	6.686	280.9	16:42	2:42:23.281
16	3	3:49.919	36.868	1:28.996	1:44.055	18.990	6.634	291.4	16:46	2:46:13.200
17	3	3:48.002	35.832	1:29.407	1:42.763	18.711	6.406	297.7	16:50	2:50:01.202
18	3	3:45.710	34.658	1:28.046	1:43.006	18.430	6.385	296.1	16:53	2:53:46.912
19	3	3:43.083	34.313	1:27.129	1:41.641	18.118	6.375	295.3	16:57	2:57:29.995
20	3	4:01.765 B	37.179	1:30.691	1:53.895	18.701		289.8	17:01	3:01:31.760
21	3	7:33.924	4:21.329	1:30.109	1:42.486	18.774	6.360	286.8	17:09	3:09:05.684
22	3	3:43.244	34.656	1:26.854	1:41.734	18.347	6.315	294.5	17:12	3:12:48.928
23	3	3:44.195	34.386	1:26.513	1:43.296	18.530	6.327	296.9	17:16	3:16:33.123
24	3	4:33.297 B	34.761	1:29.671	2:28.865	38.010		296.1	17:21	3:21:06.420
25	1	13:07.098	9:44.583	1:36.471	1:46.044	19.801	6.434	230.0	17:34	3:34:13.518
26	1	3:45.463	35.211	1:28.382	1:41.870	18.298	6.024	294.5	17:37	3:37:58.981
27	1	3:45.876	35.513	1:28.761	1:41.602	18.032	5.962	295.3	17:41	3:41:44.857
28	1	3:49.413	34.568	1:27.525	1:47.320	21.678	6.260	296.9	17:45	3:45:34.270
29	1	4:08.230 B	35.151	1:27.836	2:05.243	23.329		294.5	17:49	3:49:42.500
30	1	5:39.693 B	1:57.030	1:34.589	2:08.074	22.210		230.5	17:55	3:55:22.193

43		EXTREME LIMITE ARIC									Norma MP 2000 - Judd
		1.Philippe Haezebrouck		3.Philippe Papin							LMP2
		2.Philippe Thirion									
1	2	36:28.396	...	1:43.689	2:08.179	23.660	7.817	246.1	14:36	36:28.396	
2	2	6:34.072 B	39.822	3:34.939	2:19.311	22.906		276.6	14:43	43:02.468	
3	2	10:51.710	7:14.415	1:38.587	1:58.708	22.977	7.442	260.8	14:53	53:54.178	
4	2	4:06.705	38.334	1:33.040	1:55.331	22.599	7.458	284.5	14:58	58:00.883	
5	2	4:04.815	38.413	1:32.818	1:53.584	22.209	7.042	284.5	15:02	1:02:05.698	
6	2	4:07.100	39.085	1:32.812	1:55.203	22.136	7.468	283.1	15:06	1:06:12.798	
7	2	4:32.906 B	39.250	1:35.098	2:18.558	24.268		287.5	15:10	1:10:45.704	
8	2	30:13.678	...	2:00.134	2:07.616	24.586	7.973	272.5	15:40	1:40:59.382	
9	2	4:18.413	42.272	1:36.481	1:59.660	22.917	7.565	278.0	15:45	1:45:17.795	
10	2	4:11.322	38.749	1:33.999	1:58.574	23.656	7.950	285.3	15:49	1:49:29.117	
11	2	4:10.000	39.230	1:35.510	1:55.260	22.954	7.291	262.6	15:53	1:53:39.117	
12	2	4:26.567 B	39.055	1:33.557	2:13.955	24.925		283.8	15:58	1:58:05.684	
13	1	9:36.996	6:06.462	1:34.632	1:55.902	23.659	7.556	278.0	16:07	2:07:42.680	
14	1	4:05.512	38.397	1:33.737	1:53.378	21.763	7.553	289.0	16:11	2:11:48.192	
15	1	4:36.257 B	38.328	1:32.818	2:25.111	29.525		280.2	16:16	2:16:24.449	
16	1	13:34.290 B	9:28.055	1:45.304	2:20.931	28.365		282.3	16:29	2:29:58.739	
17	3	24:07.849 B	...	2:03.890	2:46.546	32.501		180.0	16:54	2:54:06.588	
18	1	11:26.079	7:42.604	1:44.494	1:58.981	22.354	7.549	269.1	17:05	3:05:32.667	
19	1	4:05.700	39.237	1:33.581	1:52.882	21.922	7.298	284.5	17:09	3:09:38.367	
20	1	4:03.165	38.299	1:32.526	1:52.340	21.511	7.189	290.6	17:13	3:13:41.532	
21	1	4:06.183	38.544	1:32.260	1:55.379	24.027	7.323	289.8	17:17	3:17:47.715	
22	1	5:13.987 B	45.479	1:46.640	2:41.868	37.766		202.0	17:23	3:23:01.702	
23	2	17:26.031	...	3:16.883	2:21.486	26.564	8.350	217.2	17:40	3:40:27.733	
24	2	4:30.994	42.594	1:42.882	2:05.518	26.219	7.854	252.3	17:44	3:44:58.727	



24 HEURES DU MANS

16-17 JUIN 2012



24 HEURES DU MANS

TEST DAY

Test Practice 2

Sector Analysis

■ Personal Best ■ Session Best B Crossing the finish line in pit lane

Lap	D	Time	Sector 1	Sector 2	Sector 3	Porsche	Ford	T. Spd	Hour	Elapsed
25	2	4:16.659	39.623	1:39.552	1:57.484	22.915	7.526	253.5	17:49	3:49:15.386
26	2	4:12.983	38.767	1:34.610	1:59.606	23.221	7.457	283.1	17:53	3:53:28.369
27	2	5:04.362 B	41.481	1:52.183	2:30.698	27.731		195.8	17:58	3:58:32.731

44

STARWORKS MOTORSPORT

1.Vincente Pitolichio
2.Ryan Dalziel

3.Thomas Kimber-Smith

HPD ARX 03b - Honda
LMP2

1	3	1:05:59.881	...	1:34.324	1:46.800	19.564	6.531	269.8	15:05	1:05:59.881
2	3	4:18.738 B	35.365	1:27.986	2:15.387	24.044		297.7	15:10	1:10:18.619
3	1	12:40.956	7:11.487	2:14.082	3:15.387	34.785	13.140	181.5	15:22	1:22:59.575
4	1	7:25.150	53.715	2:57.442	3:33.993	43.314	8.325	122.8	15:30	1:30:24.725
5	1	4:11.460	40.570	1:35.657	1:55.233	22.918	8.094	276.6	15:34	1:34:36.185
6	1	4:04.878	38.334	1:32.395	1:54.149	22.744	7.621	296.9	15:38	1:38:41.063
7	1	4:03.302	37.141	1:31.751	1:54.410	22.497	7.122	296.1	15:42	1:42:44.365
8	1	4:05.503	39.711	1:33.279	1:52.513	22.442	7.836	289.0	15:46	1:46:49.868
9	1	3:59.011	36.465	1:31.738	1:50.808	21.681	7.191	295.3	15:50	1:50:48.879
10	1	4:13.179 B	37.004	1:30.846	2:05.329	20.746		296.1	15:55	1:55:02.058
11	1	8:53.191	5:12.719	1:48.189	1:52.283	21.324	8.590	292.9	16:03	2:03:55.249
12	1	4:00.438	36.501	1:32.524	1:51.413	22.129	7.473	296.9	16:07	2:07:55.687
13	1	3:55.996	36.295	1:31.340	1:48.361	20.598	7.032	296.9	16:11	2:11:51.683
14	1	4:10.229	35.840	1:31.143	2:03.246	26.299	7.414	302.7	16:16	2:16:01.912
15	1	4:22.190	37.156	1:34.877	2:10.157	26.952	7.878	274.5	16:20	2:20:24.102
16	1	4:41.929 B	38.164	1:46.396	2:17.369	23.188		295.3	16:25	2:25:06.031
17	2	11:28.051	7:58.864	1:35.088	1:54.099	23.171	7.515	262.0	16:36	2:36:34.082
18	2	4:02.926 B	36.767	1:29.617	1:56.542	20.745		296.1	16:40	2:40:37.008
19	2	5:47.041	2:21.555	1:33.827	1:51.659	21.155	7.201	290.6	16:46	2:46:24.049
20	2	3:52.840	36.276	1:29.885	1:46.679	20.558	6.462	296.9	16:50	2:50:16.889
21	2	3:59.037 B	35.415	1:28.816	1:54.806	19.630		296.9	16:54	2:54:15.926
22	2	5:40.496	2:27.646	1:28.498	1:44.352	19.592	6.479	295.3	16:59	2:59:56.422
23	2	3:44.928	34.765	1:27.693	1:42.470	18.808	6.244	296.9	17:03	3:03:41.350
24	2	3:53.236	38.068	1:28.687	1:46.481	20.593	6.418	294.5	17:07	3:07:34.586
25	2	3:48.539	34.737	1:28.579	1:45.223	20.418	6.362	299.3	17:11	3:11:23.125
26	2	3:44.296	35.022	1:27.441	1:41.833	18.778	6.051	297.7	17:15	3:15:07.421
27	2	4:11.405 B	35.070	1:26.599	2:09.736	29.310		296.1	17:19	3:19:18.826
28	1	18:24.606	...	1:35.410	1:49.218	20.703	7.152	267.1	17:37	3:37:43.432
29	1	3:55.651	36.310	1:31.011	1:48.330	20.530	7.020	284.5	17:41	3:41:39.083
30	1	3:54.674	36.829	1:30.361	1:47.484	20.209	6.912	297.7	17:45	3:45:33.757
31	1	3:56.962	37.282	1:31.886	1:47.794	20.432	7.021	291.4	17:49	3:49:30.719
32	1	3:51.181	35.951	1:28.948	1:46.282	19.704	6.628	296.1	17:53	3:53:21.900

45

BOUTSEN GINION RACING

1.Bastien Briere
2.Jens Petersen

3.Shinji Nakano

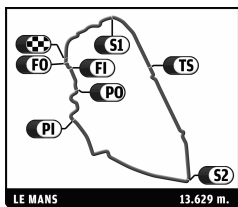
Oreca 03 - Nissan
LMP2

1	2	58:30.675	...	1:33.763	1:49.398	21.088	7.717	280.9	14:58	58:30.675
2	2	3:51.796	36.010	1:30.297	1:45.489	19.568	6.680	292.9	15:02	1:02:22.471
3	2	3:50.359	35.521	1:28.605	1:46.233	19.183	7.307	295.3	15:06	1:06:12.830
4	2	4:04.944	35.308	1:28.776	2:00.860	19.146	9.618	293.7	15:10	1:10:17.774
5	2	7:17.198 B	55.426	3:01.895	3:19.877	34.781		108.0	15:17	1:17:34.972
6	2	15:33.964	...	2:03.053	1:51.597	23.249	6.864	124.6	15:33	1:33:08.936
7	2	3:50.289	36.208	1:28.942	1:45.139	19.048	6.759	294.5	15:36	1:36:59.225
8	2	4:05.587 B	35.745	1:28.898	2:00.944	20.991		296.9	15:41	1:41:04.812
9	2	6:03.480	2:48.453	1:29.000	1:46.027	19.380	6.576	295.3	15:47	1:47:08.292
10	2	3:49.503	35.390	1:29.770	1:44.343	18.969	6.662	292.9	15:50	1:50:57.795
11	2	3:48.200	35.286	1:28.168	1:44.746	19.161	6.635	295.3	15:54	1:54:45.995
12	2	3:47.669	35.313	1:27.885	1:44.471	18.732	6.571	294.5	15:58	1:58:33.664
13	2	4:05.205 B	37.381	1:28.746	1:59.078	19.285		293.7	16:02	2:02:38.869
14	3	11:21.145	8:03.553	1:31.071	1:46.521	19.627	6.483	291.4	16:14	2:14:00.014
15	3	4:16.013 B	35.331	1:28.098	2:12.584	26.290		292.1	16:18	2:18:16.027
16	3	23:56.406	...	1:32.965	1:47.653	20.016	6.502	287.5	16:42	2:42:12.433



24 HEURES DU MANS

16-17 JUIN 2012



24 HEURES DU MANS

TEST DAY

Test Practice 2

Sector Analysis

■ Personal Best ■ Session Best B Crossing the finish line in pit lane

Lap	D	Time	Sector 1	Sector 2	Sector 3	Porsche	Ford	T. Spd	Hour	Elapsed
17	3	3:48.375	35.499	1:28.375	1:44.501	19.467	6.275	292.1	16:46	2:46:00.808
18	3	3:46.974	36.151	1:28.486	1:42.337	17.885	6.203	293.7	16:49	2:49:47.782
19	3	3:50.287	36.004	1:27.692	1:46.591	20.668	6.994	294.5	16:53	2:53:38.069
20	3	3:45.537	35.274	1:27.467	1:42.796	18.390	6.345	294.5	16:57	2:57:23.606
21	3	3:49.400	36.600	1:28.424	1:44.376	17.808	8.026	292.1	17:01	3:01:13.006
22	3	3:46.148	35.465	1:27.888	1:42.795	18.204	6.438	296.9	17:04	3:04:59.154
23	3	3:59.373 B	36.124	1:27.884	1:55.365	19.533		292.9	17:08	3:08:58.527
24	1	13:32.101 B	9:21.576	1:49.562	2:20.963	32.289		210.5	17:22	3:22:30.628
25	1	10:19.044	6:53.641	1:34.507	1:50.896	21.443	7.119	292.1	17:32	3:32:49.672
26	1	3:53.818	36.591	1:29.716	1:47.511	20.124	7.064	294.5	17:36	3:36:43.490
27	1	3:54.246	36.431	1:29.340	1:48.475	21.435	6.756	293.7	17:40	3:40:37.736
28	1	3:51.657	36.431	1:28.940	1:46.286	19.577	6.873	294.5	17:44	3:44:29.393
29	1	3:53.480	37.055	1:28.684	1:47.741	20.887	7.086	293.7	17:48	3:48:22.873
30	1	3:50.237	35.699	1:29.210	1:45.328	19.315	6.664	292.9	17:52	3:52:13.110
31	1	4:22.595 B	35.481	1:27.857	2:19.257	29.174		292.9	17:56	3:56:35.705

46

THIRJET BY TDS RACING

1. Mathias Beche
2. Pierre Thiriet

3. Christophe Tinseau

Oreca 03 - Nissan
LMP2

1	3	10:16.242	6:56.332	1:32.112	1:47.798	19.058	6.745	289.8	14:10	10:16.242
2	3	4:18.887 B	38.510	1:30.011	2:10.366	24.629		296.9	14:14	14:35.129
3	3	33:37.911	...	1:31.738	1:45.503	19.059	6.591	250.0	14:48	48:13.040
4	3	3:46.244	35.474	1:27.891	1:42.879	18.236	6.311	301.0	14:51	51:59.284
5	3	3:50.309	38.252	1:28.008	1:44.049	18.396	6.732	301.0	14:55	55:49.593
6	3	3:54.713 B	35.353	1:26.957	1:52.403	18.279		301.8	14:59	59:44.306
7	3	7:05.257	3:54.715	1:28.626	1:41.916	17.811	6.359	257.1	15:06	1:06:49.563
8	3	4:17.093 B	35.272	1:37.727	2:04.094	21.620		301.8	15:11	1:11:06.656
9	1	21:45.319	...	2:20.253	1:45.049	19.371	6.550	132.9	15:32	1:32:51.975
10	1	3:49.847	35.382	1:27.123	1:47.342	22.208	6.552	301.0	15:36	1:36:41.822
11	1	4:00.382 B	35.513	1:29.300	1:55.569	19.139		301.0	15:40	1:40:42.204
12	1	14:11.890	...	1:29.902	1:44.639	18.880	6.518	286.8	15:54	1:54:54.094
13	1	3:44.404	35.226	1:26.649	1:42.529	18.405	6.231	296.9	15:58	1:58:38.498
14	1	3:48.483	35.866	1:26.492	1:46.125	20.112	6.313	297.7	16:02	2:02:26.981
15	1	3:55.208 B	35.062	1:26.989	1:53.157	19.135		296.1	16:06	2:06:22.189
16	1	21:51.182	...	1:33.549	1:49.584	20.305	7.016	290.6	16:28	2:28:13.371
17	1	4:12.544 B	38.298	1:35.425	1:58.821	19.861		293.7	16:32	2:32:25.915
18	1	7:53.521	4:35.993	1:30.617	1:46.911	21.715	6.363	293.7	16:40	2:40:19.436
19	1	3:55.499 B	34.996	1:27.604	1:52.899	17.938		297.7	16:44	2:44:14.935
20	2	13:54.390 B	6:19.576	5:09.519	2:25.295	25.476		293.7	16:58	2:58:09.325

48

MURPHY PROTOTYPES

1. Jody Firth
2. Warren Hughes

3. Brendon Hartley

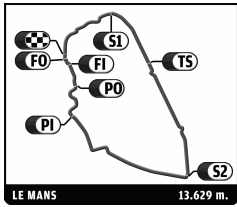
Oreca 03 - Nissan
LMP2

1	2	47:52.797	...	1:31.140	1:44.835	18.564	6.428	291.4	14:47	47:52.797
2	2	3:45.676	35.173	1:27.480	1:43.023	18.271	6.455	294.5	14:51	51:38.473
3	2	3:44.165	34.827	1:27.079	1:42.259	18.168	6.079	296.9	14:55	55:22.638
4	2	4:03.603 B	35.998	1:27.462	2:00.143	22.317		296.1	14:59	59:26.241
5	2	36:04.919	...	1:34.999	1:49.215	20.900	6.586	291.4	15:35	1:35:31.160
6	2	3:59.861 B	35.629	1:28.640	1:55.592	18.552		297.7	15:39	1:39:31.021
7	2	7:17.713	4:01.438	1:28.910	1:47.365	21.185	7.128	295.3	15:46	1:46:48.734
8	2	3:52.361	34.873	1:28.432	1:49.056	22.198	6.887	294.5	15:50	1:50:41.095
9	2	3:43.321	34.909	1:26.522	1:41.890	17.916	6.122	296.1	15:54	1:54:24.416
10	2	4:05.141 B	36.305	1:29.078	1:59.758	21.122		296.1	15:58	1:58:29.557
11	3	7:21.529	4:01.105	1:32.122	1:48.302	20.468	6.765	289.0	16:05	2:05:51.086
12	3	4:53.079 B	35.841	1:58.406	2:18.832	24.491		294.5	16:10	2:10:44.165
13	3	6:06.121 B	2:22.884	1:30.471	2:12.766	26.841		293.7	16:16	2:16:50.286
14	3	29:07.641	...	1:32.336	1:52.392	24.086	7.337	292.1	16:45	2:45:57.927
15	3	3:49.270	35.725	1:28.610	1:44.935	19.343	6.549	294.5	16:49	2:49:47.197
16	3	3:49.294	35.695	1:28.078	1:45.521	20.823	6.519	294.5	16:53	2:53:36.491



24 HEURES DU MANS

16-17 JUIN 2012



24 HEURES DU MANS

TEST DAY
Test Practice 2

Sector Analysis

■ Personal Best ■ Session Best B Crossing the finish line in pit lane

Lap	D	Time	Sector 1	Sector 2	Sector 3	Porsche	Ford	T. Spd	Hour	Elapsed
17	3	3:46.848	35.696	1:27.956	1:43.196	18.803	6.370	292.1	16:57	2:57:23.339
18	3	3:46.742	35.618	1:28.233	1:42.891	18.609	6.419	292.9	17:01	3:01:10.081
19	3	3:51.171	37.990	1:29.172	1:44.009	18.917	6.720	294.5	17:05	3:05:01.252
20	3	4:03.818 B	35.517	1:30.859	1:57.442	21.000		277.3	17:09	3:09:05.070
21	1	24:41.763	...	1:32.266	1:47.209	19.388	6.838	291.4	17:33	3:33:46.833
22	1	3:50.098	35.530	1:29.610	1:44.958	18.576	6.313	295.3	17:37	3:37:36.931
23	1	3:59.994 B	36.481	1:28.457	1:55.056	18.659		294.5	17:41	3:41:36.925
24	1	8:15.748 B	4:48.440	1:32.395	1:54.913	19.672		295.3	17:49	3:49:52.673
25	1	6:13.682 B	2:30.671	1:30.859	2:12.152	26.618		295.3	17:56	3:56:06.355

49

PECOM RACING

1.Luis Perez-Companc
2.Sohheil Ayari

3.Pierre Kaffer

Oreca 03 - Nissan
LMP2

1	3	46:10.915	...	1:33.983	1:46.543	19.268	6.549	248.3	14:46	46:10.915
2	3	3:43.089	34.538	1:26.284	1:42.267	17.448	6.959	295.3	14:49	49:54.004
3	3	3:46.375	35.403	1:27.600	1:43.372	18.997	6.289	292.1	14:53	53:40.379
4	3	3:45.423	34.105	1:26.673	1:44.645	19.452	6.162	293.7	14:57	57:25.802
5	3	3:44.120	34.321	1:26.043	1:43.756	18.712	6.791	293.7	15:01	1:01:09.922
6	3	3:53.749	35.725	1:27.569	1:50.455	20.157	7.031	292.9	15:05	1:05:03.671
7	3	3:58.059	34.338	1:26.125	1:57.596	20.757	9.933	293.7	15:09	1:09:01.730
8	3	6:48.676 B	39.233	2:48.002	3:21.441	38.076		129.6	15:15	1:15:50.406
9	1	14:36.270	9:26.206	1:54.210	3:15.854	43.134	8.772	226.2	15:30	1:30:26.676
10	1	3:59.448	39.556	1:33.059	1:46.833	19.089	7.195	290.6	15:34	1:34:26.124
11	1	3:51.615	36.021	1:28.493	1:47.101	18.905	7.096	293.7	15:38	1:38:17.739
12	1	3:49.438	35.773	1:28.805	1:44.860	18.558	6.892	292.1	15:42	1:42:07.177
13	1	3:52.914	35.544	1:28.180	1:49.190	21.971	7.090	293.7	15:46	1:46:00.091
14	1	3:55.299	36.137	1:28.148	1:51.014	23.948	6.696	294.5	15:49	1:49:55.390
15	1	3:57.822 B	35.460	1:28.059	1:54.303	18.352		293.7	15:53	1:53:53.212
16	2	1:14:56.784 B	...	2:05.769	2:25.582	23.444		184.9	17:08	3:08:49.996
17	2	11:22.496 B	6:46.147	1:58.812	2:37.537	29.380		202.7	17:20	3:20:12.492
18	2	14:36.696	...	1:56.594	2:11.769	23.453	8.131	206.9	17:34	3:34:49.188
19	2	4:44.068	45.088	1:50.838	2:08.142	21.917	7.887	225.3	17:39	3:39:33.256
20	2	4:14.818	40.826	1:41.061	1:52.931	19.826	6.718	244.4	17:43	3:43:48.074
21	2	4:00.030	37.015	1:33.328	1:49.687	20.423	6.778	265.2	17:47	3:47:48.104
22	2	3:52.670	35.642	1:30.756	1:46.272	18.557	6.918	283.8	17:51	3:51:40.774
23	2	4:24.550 B	37.160	1:28.766	2:18.624	26.990		290.6	17:56	3:56:05.324

50

LARBRE COMPETITION

1.Patrick Bornhauser
2.Julien Canal

3.Pedro Lamy
4.Jean-Philippe Belloc

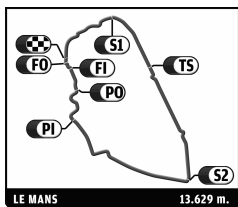
Chevrolet Corvette C6-ZR1
LMGTE Am

1	1	53:58.644	...	1:44.855	2:02.343	24.163	7.454	241.2	14:53	53:58.644
2	1	4:18.483	41.050	1:36.985	2:00.448	23.563	7.654	277.3	14:58	58:17.127
3	1	4:45.728 B	40.128	1:39.011	2:26.589	32.532		280.9	15:03	1:03:02.855
4	3	21:45.495	...	2:03.730	3:11.641	34.305	8.764	166.0	15:24	1:24:48.350
5	3	6:29.938	1:00.002	3:02.864	2:27.072	23.491	7.318	121.1	15:31	1:31:18.288
6	3	4:10.498	39.078	1:35.993	1:55.427	21.717	6.728	281.6	15:35	1:35:28.786
7	3	4:01.160	37.630	1:33.238	1:50.292	20.578	6.361	286.8	15:39	1:39:29.946
8	3	4:06.095	38.047	1:34.838	1:53.210	21.142	6.689	264.6	15:43	1:43:36.041
9	3	4:03.380	37.801	1:33.766	1:51.813	21.390	6.528	282.3	15:47	1:47:39.421
10	3	4:19.323 B	39.389	1:37.035	2:02.899	22.109		274.5	15:51	1:51:58.744
11	1	9:11.688	5:26.090	1:42.508	2:03.090	23.566	7.264	238.0	16:01	2:01:10.432
12	1	4:08.892	39.544	1:35.451	1:53.897	21.998	6.953	278.7	16:05	2:05:19.324
13	1	4:06.637	38.931	1:34.652	1:53.054	21.841	6.743	280.2	16:09	2:09:25.961
14	1	4:06.231	38.470	1:34.647	1:53.114	21.791	6.647	280.2	16:13	2:13:32.192
15	1	4:35.172 B	38.518	1:36.472	2:20.182	29.126		278.7	16:18	2:18:07.364
16	2	20:31.169	...	1:42.157	2:00.522	25.907	7.361	216.8	16:38	2:38:38.533
17	2	4:10.741	39.488	1:36.557	1:54.696	22.927	6.922	279.4	16:42	2:42:49.274
18	2	4:05.834	38.297	1:34.550	1:52.987	22.157	6.766	278.0	16:46	2:46:55.108
19	2	4:04.831	37.996	1:34.363	1:52.472	21.783	6.822	273.2	16:50	2:50:59.939



24 HEURES DU MANS

16-17 JUIN 2012



24 HEURES DU MANS

TEST DAY

Test Practice 2

Sector Analysis

■ Personal Best ■ Session Best B Crossing the finish line in pit lane

Lap	D	Time	Sector 1	Sector 2	Sector 3	Porsche	Ford	T. Spd	Hour	Elapsed
20	2	4:07.010	38.410	1:34.530	1:54.070	22.306	6.831	279.4	16:55	2:55:06.949
21	2	4:20.017	39.465	1:39.165	2:01.387	27.252	7.250	278.7	16:59	2:59:26.966
22	2	4:05.675	38.401	1:34.132	1:53.142	21.859	7.001	280.2	17:03	3:03:32.641
23	2	4:30.427 B	44.426	1:41.226	2:04.775	22.565	258.9	258.9	17:08	3:08:03.068
24	1	28:01.051	...	1:41.122	1:56.862	23.511	6.936	245.0	17:36	3:36:04.119
25	1	4:08.560	39.139	1:35.314	1:54.107	21.929	6.830	278.0	17:40	3:40:12.679
26	1	4:04.850	38.322	1:34.432	1:52.096	21.305	6.636	278.0	17:44	3:44:17.529
27	1	4:06.068	38.350	1:34.536	1:53.182	21.510	7.510	278.7	17:48	3:48:23.597
28	1	4:05.260	38.520	1:34.858	1:51.882	21.384	6.591	279.4	17:52	3:52:28.857
29	1	4:26.384 B	39.150	1:35.635	2:11.599	25.960		282.3	17:56	3:56:55.241

51

AF CORSE

1. Giancarlo Fisichella
2. Gianmaria Bruni

3. Toni Vilander

Ferrari 458 Italia
LMGTE Pro

1	1	47:01.640	...	1:38.459	1:52.137	21.035	6.522	283.8	14:47	47:01.640
2	1	4:02.467	38.012	1:33.869	1:50.586	20.782	6.222	291.4	14:51	51:04.107
3	1	4:02.715	37.854	1:33.635	1:51.226	20.941	6.150	285.3	14:55	55:06.822
4	1	4:02.558	38.391	1:33.595	1:50.572	20.782	6.199	286.0	14:59	59:09.380
5	1	4:02.296	38.174	1:33.381	1:50.741	20.814	6.194	284.5	15:03	1:03:11.676
6	1	4:02.224	37.969	1:33.321	1:50.934	20.703	6.147	286.0	15:07	1:07:13.900
7	1	6:17.215 B	37.890	2:13.790	3:25.535	39.318		285.3	15:13	1:13:31.115
8	1	17:50.539	...	3:03.811	2:27.193	24.292	6.669	113.6	15:31	1:31:21.654
9	1	4:05.224	38.916	1:34.687	1:51.621	20.944	6.511	281.6	15:35	1:35:26.878
10	1	4:01.766	37.839	1:33.343	1:50.584	20.685	6.307	286.0	15:39	1:39:28.644
11	1	4:16.087 B	38.023	1:34.879	2:03.185	21.098		285.3	15:43	1:43:44.731
12	1	6:22.200	2:49.378	1:36.251	1:56.571	24.763	6.650	241.2	15:50	1:50:06.931
13	1	4:01.961	38.124	1:33.337	1:50.500	20.618	6.257	286.0	15:54	1:54:08.892
14	1	4:17.375 B	38.887	1:33.073	2:05.415	21.390		286.0	15:58	1:58:26.267
15	1	9:21.229	5:54.551	1:34.998	1:51.680	21.352	6.438	283.1	16:07	2:07:47.496
16	1	3:59.827	37.659	1:32.579	1:49.589	20.564	6.330	285.3	16:11	2:11:47.323
17	1	4:12.441	37.677	1:32.888	2:01.876	25.445	6.641	288.3	16:15	2:15:59.764
18	1	4:24.767 B	37.602	1:33.184	2:13.981	25.765		287.5	16:20	2:20:24.531
19	2	20:45.439	...	1:35.610	1:51.763	21.023	6.510	282.3	16:41	2:41:09.970
20	2	4:00.780	37.483	1:33.563	1:49.734	20.385	6.140	283.8	16:45	2:45:10.750
21	2	4:00.822	37.628	1:33.238	1:49.956	20.617	6.231	283.8	16:49	2:49:11.572
22	2	4:15.288 B	37.440	1:33.509	2:04.339	23.725		283.1	16:53	2:53:26.860
23	2	7:03.790	3:38.905	1:33.842	1:51.043	20.579	6.845	283.8	17:00	3:00:30.650
24	2	4:01.443	37.210	1:33.099	1:51.134	21.175	6.911	283.8	17:04	3:04:32.093
25	2	3:59.392	37.226	1:32.900	1:49.266	20.529	6.181	286.0	17:08	3:08:31.485
26	2	4:06.164	39.687	1:34.147	1:52.330	20.944	6.709	286.8	17:12	3:12:37.649

55

JWA-AVILA

1. Joël Camathias
2. Paul Daniels

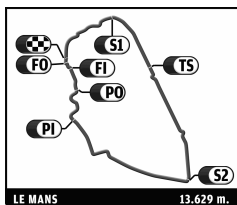
Porsche 911 RSR (997)
LMGTE Am

1	1	50:19.828 B	...	2:54.315	3:28.132	36.485		187.4	14:50	50:19.828
2	1	51:57.351	...	1:37.287	1:56.454	22.556	7.158	278.7	15:42	1:42:17.179
3	1	4:09.532	39.294	1:35.745	1:54.493	22.503	7.024	279.4	15:46	1:46:26.711
4	1	4:32.584 B	39.112	1:40.686	2:12.786	24.471		279.4	15:50	1:50:59.295
5	2	6:52.861	3:02.706	1:43.952	2:06.203	26.208	7.939	248.9	15:57	1:57:52.156
6	2	4:50.195	43.159	1:58.230	2:08.806	25.999	8.039	269.8	16:02	2:02:42.351
7	2	4:26.728	42.971	1:39.978	2:03.779	25.849	7.609	267.8	16:07	2:07:09.079
8	2	4:26.962	41.929	1:39.717	2:05.316	26.247	7.758	269.8	16:11	2:11:36.041
9	2	4:49.736 B	41.911	1:39.411	2:28.414	29.822		265.2	16:16	2:16:25.777
10	2	54:46.809	...	1:44.525	1:58.850	23.225	7.791	255.3	17:11	3:11:12.586
11	2	4:10.750	39.729	1:35.962	1:55.059	23.023	6.904	279.4	17:15	3:15:23.336
12	2	4:32.511 B	39.410	1:35.034	2:18.067	29.197		283.8	17:19	3:19:55.847
13	2	14:14.512	...	1:41.525	2:02.689	25.457	7.710	264.6	17:34	3:34:10.359
14	2	4:23.986	42.518	1:38.725	2:02.743	25.473	7.676	276.6	17:38	3:38:34.345
15	2	4:22.633	42.037	1:38.962	2:01.634	25.367	7.434	278.7	17:42	3:42:56.978



24 HEURES DU MANS

16-17 JUIN 2012



24 HEURES DU MANS

TEST DAY

Test Practice 2

Sector Analysis

Lap	D	Time	Sector 1	Sector 2	Sector 3	Porsche	Ford	T. Spd	Hour	Elapsed
22	2	7:05.221	3:26.772	1:39.504	1:58.945	23.505	7.235	275.9	17:09	3:09:54.378
23	2	4:12.444	39.663	1:37.352	1:55.429	22.492	7.014	278.7	17:14	3:14:06.822
24	2	4:34.568 B	40.077	1:36.933	2:17.558	30.073		280.9	17:18	3:18:41.390
25	2	16:12.231	...	1:37.243	1:56.396	22.450	7.232	279.4	17:34	3:34:53.621
26	2	4:12.911	40.531	1:37.871	1:54.509	22.251	7.046	280.2	17:39	3:39:06.532
27	2	4:21.953 B	39.020	1:36.076	2:06.857	22.030		280.9	17:43	3:43:28.485
28	3	6:15.490	2:40.479	1:40.882	1:54.129	21.985	7.078	281.6	17:49	3:49:43.975
29	3	4:05.989	38.517	1:34.618	1:52.854	21.841	6.741	283.1	17:53	3:53:49.964
30	3	4:46.052 B	39.370	1:38.382	2:28.300	27.299		257.7	17:58	3:58:36.016

■ Personal Best ■ Session Best B Crossing the finish line in pit lane

59 **LUXURY RACING** Ferrari 458 Italia
 1. Frédéric Makowiecki LMGTE Pro
 2. ...

1	1	1:02:58.393	...	1:34.080	1:52.230	21.841	6.345	286.0	15:02	1:02:58.393
2	1	4:03.887	38.740	1:34.069	1:51.078	21.006	6.224	289.0	15:07	1:07:02.280
3	1	4:38.259 B	37.547	1:49.143	2:11.569	23.868		287.5	15:11	1:11:40.539
4	1	22:11.348	...	1:35.298	1:51.059	20.771	6.295	284.5	15:33	1:33:51.887
5	1	3:59.812	37.650	1:32.651	1:49.511	20.348	6.174	286.8	15:37	1:37:51.699
6	1	4:13.307 B	37.433	1:36.925	1:58.949	20.951		288.3	15:42	1:42:05.006
7	1	7:08.279	3:42.290	1:35.051	1:50.938	21.337	6.250	286.8	15:49	1:49:13.285
8	1	4:00.551	37.743	1:32.665	1:50.143	20.677	6.112	286.0	15:53	1:53:13.836
9	1	3:59.050	37.304	1:32.592	1:49.154	20.430	6.168	286.8	15:57	1:57:12.886
10	1	4:08.495 B	37.633	1:32.483	1:58.379	20.493		288.3	16:01	2:01:21.381

61 **AF CORSE-WALTRIP** Ferrari 458 Italia
 1. Robert Kauffman LMGTE Am
 2. Rui Aguas
 3. Brian Vickers

1	2	17:59.234 B	...	2:11.898	2:44.491	38.168		275.2	14:17	17:59.234
2	2	30:55.915	...	1:39.845	1:55.808	22.185	6.869	276.6	14:48	48:55.149
3	2	4:07.124	38.641	1:36.227	1:52.256	21.140	6.186	279.4	14:53	53:02.273
4	2	4:38.825 B	38.444	1:36.945	2:23.436	23.547		270.4	14:57	57:41.098
5	2	5:37.890	2:07.177	1:36.736	1:53.977	21.218	6.558	284.5	15:03	1:03:18.988
6	2	4:07.113	38.518	1:35.921	1:52.674	21.165	6.492	280.9	15:07	1:07:26.101
7	2	6:11.056 B	45.205	1:56.518	3:29.333	39.530		164.3	15:13	1:13:37.157
8	2	17:55.878	...	1:39.806	2:30.749	21.924	7.467	273.2	15:31	1:31:33.035
9	2	4:11.043	40.389	1:35.626	1:55.028	22.889	6.844	280.9	15:35	1:35:44.078
10	2	4:06.658	38.213	1:35.567	1:52.878	20.839	6.541	283.8	15:39	1:39:50.736
11	2	4:05.553	38.255	1:35.110	1:52.188	20.912	6.308	281.6	15:43	1:43:56.289

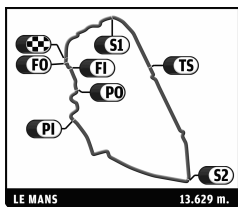
66 **JMW MOTORSPORT** Ferrari 458 Italia
 1. James Walker LMGTE Pro
 2. Jonathan Cocker
 3. Roger Wills

1	2	39:19.583	...	1:37.880	1:56.609	21.965	6.762	280.2	14:39	39:19.583
2	2	4:17.909 B	39.098	1:35.589	2:03.222	21.570		285.3	14:43	43:37.492
3	2	10:06.781	6:36.357	1:36.021	1:54.403	21.595	6.482	283.8	14:53	53:44.273
4	2	4:16.730 B	38.604	1:34.486	2:03.640	21.421		284.5	14:58	58:01.003
5	2	6:24.581	2:58.420	1:34.447	1:51.714	20.852	6.395	286.0	15:04	1:04:25.584
6	2	4:15.326 B	39.031	1:33.949	2:02.346	21.040		286.0	15:08	1:08:40.910
7	2	8:49.288	3:03.932	2:32.430	3:12.926	33.689	9.020	199.7	15:17	1:17:30.198
8	2	7:24.947 B	59.770	3:01.998	3:23.179	35.399		114.6	15:24	1:24:55.145
9	3	6:33.072	2:00.748	2:04.087	2:28.237	25.144	7.306	225.7	15:31	1:31:28.217
10	3	4:16.566	41.048	1:37.479	1:58.039	23.449	7.245	283.8	15:35	1:35:44.783
11	3	4:15.654	40.278	1:36.890	1:58.486	23.685	7.416	281.6	15:40	1:40:00.437
12	3	4:12.142	39.856	1:35.496	1:56.790	22.975	6.733	285.3	15:44	1:44:12.579
13	3	4:16.071	39.756	1:36.540	1:59.775	24.285	7.391	283.1	15:48	1:48:28.650
14	3	4:13.318	39.744	1:36.916	1:56.658	22.950	6.656	283.8	15:52	1:52:41.968
15	3	4:27.699 B	40.538	1:36.868	2:10.293	23.874		271.1	15:57	1:57:09.667
16	1	7:37.872	4:00.247	1:39.432	1:58.193	23.397	7.085	266.5	16:04	2:04:47.539
17	1	4:15.171	41.366	1:36.924	1:56.881	23.776	6.843	279.4	16:09	2:09:02.710



24 HEURES DU MANS

16-17 JUIN 2012



24 HEURES DU MANS

TEST DAY

Test Practice 2

Sector Analysis

Lap	D	Time	Sector 1	Sector 2	Sector 3	Porsche	Ford	T. Spd	Hour	Elapsed
18	1	4:09.884	38.862	1:36.842	1:54.180	22.159	6.570	283.1	16:13	2:13:12.594
19	1	4:24.486 B	38.749	1:35.550	2:10.187	26.846		286.0	16:17	2:17:37.080
20	2	30:53.552	...	1:38.932	1:54.272	21.891	6.869	265.8	16:48	2:48:30.632
21	2	4:02.994	38.354	1:33.923	1:50.717	20.274	6.814	283.8	16:52	2:52:33.626
22	2	4:01.459	38.068	1:33.672	1:49.719	20.221	6.223	284.5	16:56	2:56:35.085
23	2	4:20.573	40.121	1:39.008	2:01.444	24.852	6.338	263.9	17:00	3:00:55.658
24	2	4:20.310 B	38.369	1:36.532	2:05.409	21.128		283.1	17:05	3:05:15.968

■ Personal Best ■ Session Best B Crossing the finish line in pit lane

67	IMSA PERFORMANCE MATMUT								Porsche 911 RSR (997)	
	1. Nicolas Armindo		3. Anthony Pons						LMGTE Am	
	2. Raymond Narac									

1	1	38:09.855	...	1:37.850	1:58.822	22.003	7.454	277.3	14:38	38:09.855
2	1	4:07.533	38.732	1:36.706	1:52.095	21.385	6.301	245.5	14:42	42:17.388
3	1	4:04.991	38.288	1:34.552	1:52.151	21.704	6.241	284.5	14:46	46:22.379
4	1	4:22.274 B	39.040	1:34.459	2:08.775	25.260		282.3	14:50	50:44.653
5	3	5:58.505	2:21.397	1:38.206	1:58.902	23.437	7.204	274.5	14:56	56:43.158
6	3	4:14.038	40.183	1:37.214	1:56.641	22.785	7.148	280.2	15:00	1:00:57.196
7	3	4:12.957	39.464	1:36.679	1:56.814	22.930	7.179	280.9	15:05	1:05:10.153
8	3	4:13.143	39.372	1:36.278	1:57.493	23.523	7.392	280.9	15:09	1:09:23.296
9	3	6:18.922	48.896	2:36.126	2:53.900	29.888	8.948	148.0	15:15	1:15:42.218
10	3	7:15.306	58.184	2:59.922	3:17.200	35.183	13.562	114.1	15:22	1:22:57.524
11	3	7:26.561	54.437	2:56.475	3:35.649	43.182	8.226	117.2	15:30	1:30:24.085
12	3	4:16.605	41.906	1:37.623	1:57.076	23.449	7.101	280.9	15:34	1:34:40.690
13	3	4:11.885	39.581	1:36.393	1:55.911	23.008	7.058	278.7	15:38	1:38:52.575
14	3	4:10.915	39.266	1:36.178	1:55.471	22.609	6.870	280.2	15:43	1:43:03.490
15	3	4:14.485	39.425	1:36.293	1:58.767	23.619	7.861	280.2	15:47	1:47:17.975
16	3	4:15.259	39.718	1:37.944	1:57.597	23.205	7.663	280.9	15:51	1:51:33.234
17	3	4:13.057	39.462	1:36.152	1:57.443	24.071	7.278	280.9	15:55	1:55:46.291
18	3	4:11.290	39.650	1:36.040	1:55.600	22.862	7.047	280.2	15:59	1:59:57.581
19	3	4:14.470	39.931	1:36.799	1:57.740	23.972	7.793	280.2	16:04	2:04:12.051
20	3	4:26.370 B	39.784	1:37.304	2:09.282	24.609		267.1	16:08	2:08:38.421
21	2	13:05.925	9:07.460	1:50.953	2:07.512	25.191	7.300	275.9	16:21	2:21:44.346
22	2	5:00.537 B	39.255	1:49.644	2:31.638	30.119		279.4	16:26	2:26:44.883
23	2	14:52.977	...	1:40.541	1:56.770	22.929	7.818	261.4	16:41	2:41:37.860
24	2	4:25.814 B	38.938	1:37.775	2:09.101	24.622		278.7	16:46	2:46:03.674
25	2	6:01.420	2:18.245	1:45.136	1:58.039	22.602	6.813	258.9	16:52	2:52:05.094
26	2	4:07.836	38.788	1:35.732	1:53.316	21.920	6.575	278.7	16:56	2:56:12.930
27	2	4:06.926	38.456	1:35.321	1:53.149	21.653	6.611	277.3	17:00	3:00:19.856
28	2	4:07.155	38.482	1:35.495	1:53.178	21.751	6.694	277.3	17:04	3:04:27.011
29	2	4:23.958 B	38.709	1:36.225	2:09.024	23.412		276.6	17:08	3:08:50.969
30	1	5:51.625	2:25.046	1:34.986	1:51.593	21.206	6.099	279.4	17:14	3:14:42.594
31	1	4:35.232 B	37.974	1:34.244	2:23.014	34.239		278.7	17:19	3:19:17.826
32	1	14:06.212	...	1:37.351	1:51.910	21.291	6.220	277.3	17:33	3:33:24.038
33	1	4:04.163	38.316	1:34.136	1:51.711	21.078	6.386	279.4	17:37	3:37:28.201
34	1	4:02.548	37.937	1:34.046	1:50.565	20.807	6.071	281.6	17:41	3:41:30.749
35	1	4:04.225	38.042	1:34.036	1:52.147	21.683	6.154	279.4	17:45	3:45:34.974
36	1	4:06.897	38.331	1:35.888	1:52.678	21.943	6.207	281.6	17:49	3:49:41.871
37	1	4:08.377	38.177	1:37.487	1:52.713	21.721	6.257	279.4	17:53	3:53:50.248
38	1	4:47.676 B	40.042	1:39.018	2:28.616	27.048		228.6	17:58	3:58:37.924

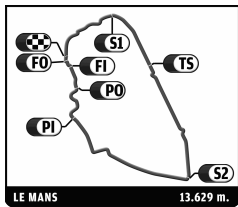
70	LARBRE COMPETITION								Chevrolet Corvette C6-ZR1	
	1. Jean-Philippe Belloc		3. Pascal Gibon						LMGTE Am	
	2. Christophe Bourret		4. Pedro Lamy							

1	2	50:18.259 B	...	1:45.536	2:11.870	23.663		272.5	14:50	50:18.259
2	2	6:04.534	2:20.449	1:40.890	2:03.195	28.701	7.114	253.5	14:56	56:22.793
3	2	4:07.192	39.798	1:35.037	1:52.357	21.678	6.761	280.2	15:00	1:00:29.985
4	2	4:04.016	38.646	1:33.853	1:51.517	21.147	6.733	279.4	15:04	1:04:34.001
5	2	4:19.888 B	38.186	1:33.315	2:08.387	24.599		283.8	15:08	1:08:53.889
6	3	23:27.599	...	1:49.432	2:08.342	25.757	8.313	270.4	15:32	1:32:21.488



24 HEURES DU MANS

16-17 JUIN 2012



24 HEURES DU MANS

TEST DAY

Test Practice 2

Sector Analysis

■ Personal Best ■ Session Best B Crossing the finish line in pit lane

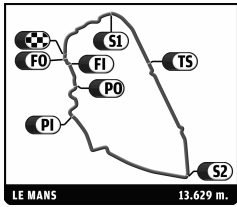
Lap	D	Time	Sector 1	Sector 2	Sector 3	Porsche	Ford	T. Spd	Hour	Elapsed
7	3	4:26.538	42.336	1:40.489	2:03.713	25.621	8.265	269.1	15:36	1:36:48.026
8	3	4:23.540	41.943	1:39.010	2:02.587	25.371	7.543	274.5	15:41	1:41:11.566
9	3	4:25.715	41.548	1:37.844	2:06.323	27.505	7.633	273.8	15:45	1:45:37.281
10	3	4:22.131	41.654	1:37.988	2:02.489	25.440	7.753	279.4	15:49	1:49:59.412
11	3	4:20.320	41.738	1:38.149	2:00.433	24.517	8.206	279.4	15:54	1:54:19.732
12	3	4:42.856 B	45.858	1:41.607	2:15.391	25.154		265.8	15:59	1:59:02.588
13	2	10:07.952 B	6:08.587	1:43.988	2:15.377	25.353		277.3	16:09	2:09:10.540
14	2	5:45.930	1:55.751	1:42.652	2:07.527	26.170	8.554	276.6	16:14	2:14:56.470
15	2	4:41.326	41.403	1:42.807	2:17.116	30.311	8.285	278.0	16:19	2:19:37.796
16	2	5:15.357 B	42.075	2:02.631	2:30.651	30.183		262.6	16:24	2:24:53.153
17	2	16:39.286	...	1:47.142	2:07.191	26.890	8.107	253.5	16:41	2:41:32.439
18	2	4:25.213	42.089	1:41.865	2:01.259	24.480	7.814	280.2	16:45	2:45:57.652
19	2	4:21.506	41.380	1:40.133	1:59.993	23.958	7.672	278.0	16:50	2:50:19.158
20	2	4:17.320	40.545	1:38.791	1:57.984	23.481	7.518	274.5	16:54	2:54:36.478
21	2	4:16.766	39.968	1:38.582	1:58.216	23.518	7.462	278.0	16:58	2:58:53.244
22	2	4:16.825	40.265	1:38.396	1:58.164	22.857	8.246	280.2	17:03	3:03:10.069
23	2	4:13.218	39.719	1:37.581	1:55.918	22.702	7.296	273.2	17:07	3:07:23.287
24	2	4:13.063	39.343	1:37.689	1:56.031	22.759	7.316	278.7	17:11	3:11:36.350
25	2	4:21.273 B	39.250	1:37.313	2:04.710	23.102		280.9	17:15	3:15:57.623
26	3	16:55.734 B	...	1:43.139	2:18.001	26.402		275.2	17:32	3:32:53.357
27	3	6:01.300	2:19.467	1:40.294	2:01.539	25.104	8.033	255.3	17:38	3:38:54.657
28	3	4:17.571	40.589	1:37.548	1:59.434	24.314	7.601	279.4	17:43	3:43:12.228
29	3	4:14.506	40.323	1:36.420	1:57.763	23.600	7.660	278.0	17:47	3:47:26.734
30	3	4:15.446	40.621	1:36.710	1:58.115	23.743	7.471	280.9	17:51	3:51:42.180
31	3	4:43.888 B	41.417	1:36.554	2:25.917	28.497		282.3	17:56	3:56:26.068

71 AF CORSE		3. Marco Cioci		Ferrari 458 Italia		LMGTE Pro				
1. Andrea Bertolini										
2. Olivier Beretta										
1	1	20:42.271 B	...	1:47.529	2:57.138	36.224	238.0	14:20	20:42.271	
2	1	22:08.561	...	1:41.573	1:59.131	23.591	7.190	274.5	14:42	42:50.832
3	1	4:09.967	39.355	1:36.524	1:54.088	21.964	6.719	281.6	14:47	47:00.799
4	1	4:13.516	38.468	1:41.444	1:53.604	21.739	6.726	286.0	14:51	51:14.315
5	1	4:05.714	38.349	1:34.768	1:52.597	21.546	6.663	284.5	14:55	55:20.029
6	1	4:17.859 B	38.088	1:34.592	2:05.179	22.926		286.8	14:59	59:37.888
7	1	10:39.900 B	6:40.186	1:38.094	2:21.620	25.244		284.5	15:10	1:10:17.788
8	1	21:29.552	...	1:37.787	1:57.508	23.810	6.781	278.0	15:31	1:31:47.340
9	1	4:06.341	38.319	1:35.558	1:52.464	21.241	6.627	283.8	15:35	1:35:53.681
10	1	4:06.214	38.302	1:33.769	1:54.143	22.311	6.964	285.3	15:39	1:39:59.895
11	1	4:04.843	38.377	1:34.996	1:51.470	20.988	6.494	285.3	15:44	1:44:04.738
12	1	4:03.744	37.952	1:33.720	1:52.072	21.224	6.480	284.5	15:48	1:48:08.482
13	1	4:03.617	38.255	1:34.107	1:51.255	21.045	6.522	286.0	15:52	1:52:12.099
14	1	4:19.256 B	37.806	1:33.335	2:08.115	25.647		286.8	15:56	1:56:31.355
15	3	7:54.577 B	4:08.008	1:37.895	2:08.674	23.881		283.1	16:04	2:04:25.932
16	3	6:35.553	3:07.788	1:34.623	1:53.142	21.785	6.139	281.6	16:11	2:11:01.485
17	3	4:03.453	37.546	1:33.372	1:52.535	21.394	6.320	285.3	16:15	2:15:04.938
18	3	4:32.865 B	38.315	1:35.593	2:18.957	26.109		286.0	16:19	2:19:37.803
19	2	36:06.793	...	1:36.899	1:56.837	21.620	7.344	279.4	16:55	2:55:44.596
20	2	4:02.495	37.994	1:34.104	1:50.397	20.652	6.326	283.8	16:59	2:59:47.091
21	2	4:03.100	38.302	1:34.075	1:50.723	20.730	6.253	283.1	17:03	3:03:50.191
22	2	4:03.108	37.976	1:34.235	1:50.897	21.092	6.303	283.8	17:07	3:07:53.299
23	2	4:00.690	37.749	1:33.114	1:49.827	20.748	5.981	283.8	17:11	3:11:53.989
24	2	4:16.909 B	38.426	1:34.574	2:03.909	22.269		287.5	17:16	3:16:10.898
25	2	20:36.171	...	1:35.972	1:56.905	21.816	6.466	283.1	17:36	3:36:47.069
26	2	4:01.341	37.976	1:33.751	1:49.614	20.655	5.848	285.3	17:40	3:40:48.410
27	2	4:15.032 B	38.554	1:33.784	2:02.694	22.733		287.5	17:45	3:45:03.442
28	2	7:46.452	4:16.060	1:37.358	1:53.034	21.437	6.542	283.1	17:52	3:52:49.894
29	2	4:58.343 B	37.771	1:37.123	2:43.449	33.149		288.3	17:57	3:57:48.237



24 HEURES DU MANS

16-17 JUIN 2012



24 HEURES DU MANS

TEST DAY

Test Practice 2

Sector Analysis

■ Personal Best ■ Session Best B Crossing the finish line in pit lane

Lap	D	Time	Sector 1	Sector 2	Sector 3	Porsche	Ford	T. Spd	Hour	Elapsed
34	2	4:18.061 B	37.855	1:34.218	2:05.988	23.897		283.1	17:55	3:55:32.531

76 IMSA PERFORMANCE MATMUT										Porsche 911 RSR (997)			
1. Patrick Pilet		3. Sean Edwards										LMGTE Pro	
2. Bret Curtis		4. Kevin Estre											

1	1	43:23.305	...	1:37.732	1:54.367	22.054	6.713	274.5	14:43	43:23.305
2	1	4:04.527	38.386	1:34.729	1:51.412	21.186	6.398	279.4	14:47	47:27.832
3	1	4:03.911	37.962	1:34.173	1:51.776	20.825	7.138	280.2	14:51	51:31.743
4	1	4:12.135 B	38.039	1:34.124	1:59.972	20.868		281.6	14:55	55:43.878
5	1	24:51.591	...	2:40.427	3:26.241	37.873	11.751	161.4	15:20	1:20:35.469
6	1	7:09.244	1:06.020	2:55.308	3:07.916	36.620	11.730	142.1	15:27	1:27:44.713
7	1	5:18.029	59.134	2:24.812	1:54.083	21.436	6.840	118.1	15:33	1:33:02.742
8	1	4:02.144	38.185	1:33.781	1:50.178	20.700	6.182	280.9	15:37	1:37:04.886
9	1	4:03.825	37.856	1:33.198	1:52.771	22.685	6.292	282.3	15:41	1:41:08.711
10	1	4:12.816 B	37.726	1:33.888	2:01.202	21.231		278.7	15:45	1:45:21.527
11	1	8:10.042	4:39.606	1:37.451	1:52.985	22.081	6.348	263.9	15:53	1:53:31.569
12	1	4:00.163	37.396	1:33.010	1:49.757	20.227	7.017	280.9	15:57	1:57:31.732
13	1	4:01.843	37.333	1:33.867	1:50.643	21.160	6.226	278.0	16:01	2:01:33.575
14	1	4:11.925 B	37.630	1:33.813	2:00.482	21.704		278.0	16:05	2:05:45.500
15	3	16:32.561 B	...	1:47.788	2:11.013	23.708		261.4	16:22	2:22:18.061
16	3	5:20.563	1:40.299	1:41.018	1:59.246	24.024	7.476	276.6	16:27	2:27:38.624
17	3	4:15.808	40.351	1:39.887	1:55.570	22.772	6.832	273.8	16:31	2:31:54.432
18	3	4:07.765	38.840	1:35.652	1:53.273	21.984	6.693	277.3	16:36	2:36:02.197
19	3	4:07.764	38.621	1:35.995	1:53.148	21.762	6.712	275.9	16:40	2:40:09.961
20	3	4:06.262	38.544	1:35.297	1:52.421	21.422	6.675	278.0	16:44	2:44:16.223
21	3	4:06.959	39.030	1:35.189	1:52.740	21.506	6.845	275.9	16:48	2:48:23.182
22	3	4:05.200	38.235	1:35.174	1:51.791	21.417	6.558	278.0	16:52	2:52:28.382
23	3	4:05.895	38.069	1:35.634	1:52.192	21.465	6.618	278.7	16:56	2:56:34.277
24	3	4:18.268 B	38.572	1:35.336	2:04.360	22.439		279.4	17:00	3:00:52.545
25	4	8:23.331	4:43.770	1:40.630	1:58.931	23.643	7.091	257.1	17:09	3:09:15.876
26	4	4:10.965	39.631	1:36.661	1:54.673	22.823	6.663	278.0	17:13	3:13:26.841
27	4	4:15.310	39.354	1:35.964	1:59.992	27.522	6.911	281.6	17:17	3:17:42.151
28	4	4:57.171 B	40.188	1:51.403	2:25.580	31.974		197.6	17:22	3:22:39.322
29	4	9:41.873	6:08.774	1:37.606	1:55.493	22.478	6.746	275.2	17:32	3:32:21.195
30	4	4:08.421	38.754	1:35.498	1:54.169	22.576	6.661	279.4	17:36	3:36:29.616
31	4	4:09.301	39.014	1:35.657	1:54.630	22.242	7.003	279.4	17:40	3:40:38.917
32	4	4:05.571	38.320	1:34.805	1:52.446	21.777	6.459	279.4	17:44	3:44:44.488
33	4	4:06.993	38.511	1:35.536	1:52.946	22.074	6.520	278.7	17:48	3:48:51.481
34	4	4:05.198	38.150	1:34.969	1:52.079	21.338	6.370	279.4	17:52	3:52:56.679
35	4	4:58.511 B	38.483	1:36.861	2:43.167	33.043		281.6	17:57	3:57:55.190

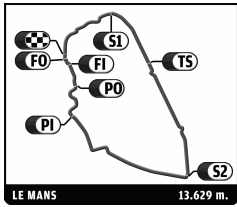
77 TEAM FELBERMAYR-PROTON										Porsche 911 RSR (997)	
1. Marc Lieb										LMGTE Pro	
2. Richard Lietz											

1	2	49:38.559	...	1:36.836	1:53.633	21.930	6.743	279.4	14:49	49:38.559
2	2	4:03.140	37.863	1:34.306	1:50.971	20.884	6.771	284.5	14:53	53:41.699
3	2	4:01.579	37.579	1:33.218	1:50.782	20.730	6.988	282.3	14:57	57:43.278
4	2	4:00.744	37.663	1:33.175	1:49.906	20.542	6.467	282.3	15:01	1:01:44.022
5	2	4:10.608 B	37.770	1:33.168	1:59.670	21.437		283.8	15:05	1:05:54.630
6	2	33:12.196	...	1:35.888	1:53.974	21.346	7.313	275.2	15:39	1:39:06.826
7	2	4:05.873	40.164	1:34.568	1:51.141	20.964	6.636	280.9	15:43	1:43:12.699
8	2	4:04.127	37.826	1:33.313	1:52.988	22.407	7.140	282.3	15:47	1:47:16.826
9	2	4:04.759	37.378	1:34.615	1:52.766	22.934	6.641	280.9	15:51	1:51:21.585
10	2	4:09.111 B	37.709	1:32.888	1:58.514	20.618		281.6	15:55	1:55:30.696
11	1	17:02.491	...	1:36.333	1:50.959	20.639	6.572	276.6	16:12	2:12:33.187
12	1	4:05.339	37.638	1:33.548	1:54.153	23.528	6.573	281.6	16:16	2:16:38.526
13	1	4:08.476	37.559	1:34.781	1:56.136	22.394	6.537	280.9	16:20	2:20:47.002
14	1	4:09.073	37.603	1:40.720	1:50.750	20.682	6.459	280.9	16:24	2:24:56.075
15	1	4:17.086 B	37.680	1:39.046	2:00.360	20.373		281.6	16:29	2:29:13.161



24 HEURES DU MANS

16-17 JUIN 2012



24 HEURES DU MANS

TEST DAY

Test Practice 2

Sector Analysis

■ Personal Best ■ Session Best B Crossing the finish line in pit lane

Lap	D	Time	Sector 1	Sector 2	Sector 3	Porsche	Ford	T. Spd	Hour	Elapsed
16	1	13:42.413	...	1:34.687	1:49.819	20.538	6.440	278.0	16:42	2:42:55.574
17	1	4:00.357	37.379	1:33.343	1:49.635	20.429	6.584	281.6	16:46	2:46:55.931
18	1	4:00.356	37.558	1:33.320	1:49.478	20.299	6.662	281.6	16:50	2:50:56.287
19	1	4:00.939	37.526	1:33.088	1:50.325	20.804	6.793	282.3	16:54	2:54:57.226
20	1	4:03.619	38.151	1:34.772	1:50.696	21.310	6.757	283.1	16:59	2:59:00.845
21	1	4:01.500	37.733	1:33.724	1:50.043	20.457	6.704	282.3	17:03	3:03:02.345
22	1	4:00.711	37.463	1:33.213	1:50.035	20.774	6.718	280.9	17:07	3:07:03.056
23	1	4:09.606 B	37.894	1:33.336	1:58.376	20.474		281.6	17:11	3:11:12.662
24	1	5:05.699	1:40.868	1:34.204	1:50.627	20.734	6.621	280.2	17:16	3:16:18.361
25	1	4:39.501 B	38.451	1:35.296	2:25.754	38.241		282.3	17:20	3:20:57.862
26	1	15:03.656 B	...	1:52.292	2:18.668	26.090		206.5	17:36	3:36:01.518
27	1	7:00.195 B	2:57.451	1:52.092	2:10.652	24.028		154.3	17:43	3:43:01.713
28	1	6:18.539	2:50.558	1:36.700	1:51.281	21.046	6.468	277.3	17:49	3:49:20.252
29	1	4:02.643	37.761	1:33.248	1:51.634	20.337	7.070	282.3	17:53	3:53:22.895
30	1	4:51.413 B	45.308	1:44.801	2:21.304	24.973		244.4	17:58	3:58:14.308

79

FLYING LIZARD MOTORSPORTS

1.Seth Neiman 3.Marco Holzer
2.Patrick Long

Porsche 911 RSR (997)

LMGTE Am

1	1	46:25.295	...	1:42.386	2:01.669	24.501	7.393	220.7	14:46	46:25.295
2	1	4:25.941 B	40.599	1:37.542	2:07.800	23.156		280.9	14:50	50:51.236
3	1	5:57.166	2:19.191	1:38.660	1:59.315	24.108	7.227	242.3	14:56	56:48.402
4	1	4:13.904	40.036	1:37.112	1:56.756	22.813	7.091	281.6	15:01	1:01:02.306
5	1	4:28.642 B	40.583	1:37.919	2:10.140	23.102		273.8	15:05	1:05:30.948
6	1	10:22.637 B	4:42.675	2:37.278	3:02.684	30.607		146.7	15:15	1:15:53.585
7	2	19:33.172 B	...	1:38.348	2:09.535	22.923		271.8	15:35	1:35:26.757
8	1	35:42.602	...	1:42.711	2:03.792	24.993	7.599	249.5	16:11	2:11:09.359
9	1	4:21.709	41.167	1:37.924	2:02.618	25.450	7.370	278.0	16:15	2:15:31.068
10	1	4:50.224 B	40.830	1:38.749	2:30.645	30.771		280.2	16:20	2:20:21.292
11	3	23:28.732	...	1:38.862	1:55.044	22.253	6.770	243.9	16:43	2:43:50.024
12	3	4:03.431	38.489	1:34.078	1:50.864	21.049	6.311	281.6	16:47	2:47:53.455
13	3	4:01.284	37.926	1:33.173	1:50.185	20.893	6.263	283.1	16:51	2:51:54.739
14	3	4:17.762 B	38.492	1:36.168	2:03.102	21.892		269.8	16:56	2:56:12.501
15	3	6:23.824	2:58.230	1:34.097	1:51.497	21.096	6.633	280.2	17:02	3:02:36.325
16	3	4:02.065	38.039	1:33.488	1:50.538	21.170	6.369	283.1	17:06	3:06:38.390
17	3	4:27.927 B	37.733	1:36.696	2:13.498	24.410		280.2	17:11	3:11:06.317

80

FLYING LIZARD MOTORSPORTS

1.Jörg Bergmeister 3.Marco Holzer
2.Patrick Long

Porsche 911 RSR (997)

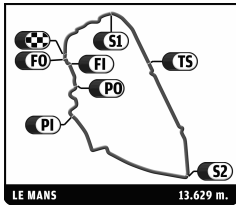
LMGTE Pro

1	3	1:23:02.965 B	...	2:48.729	3:20.029	35.421		114.4	15:23	1:23:02.965
2	3	7:37.139 B	2:18.432	1:50.454	3:28.253	41.336		200.8	15:30	1:30:40.104
3	3	6:06.236	2:36.815	1:35.667	1:53.754	21.441	7.016	262.6	15:36	1:36:46.340
4	3	4:04.777	38.021	1:33.696	1:53.060	22.818	6.401	283.1	15:40	1:40:51.117
5	3	4:01.038	37.926	1:33.147	1:49.965	20.524	6.316	282.3	15:44	1:44:52.155
6	3	4:02.125	37.823	1:33.213	1:51.089	20.749	6.771	280.9	15:48	1:48:54.280
7	3	4:03.002	38.007	1:33.834	1:51.161	21.564	6.460	280.2	15:52	1:52:57.282
8	3	4:00.287	37.710	1:32.922	1:49.655	20.559	6.330	282.3	15:56	1:56:57.569
9	3	4:15.702 B	38.659	1:33.442	2:03.601	21.349		279.4	16:01	2:01:13.271
10	2	7:58.335	4:28.383	1:35.242	1:54.710	22.477	6.581	278.7	16:09	2:09:11.606
11	2	4:11.932 B	38.004	1:33.963	1:59.965	21.705		280.9	16:13	2:13:23.538
12	2	6:15.619 B	2:22.148	1:35.733	2:17.738	26.961		280.9	16:19	2:19:39.157
13	2	12:13.543 B	8:19.936	1:43.601	2:10.006	24.424		224.4	16:31	2:31:52.700
14	2	6:37.855	3:08.400	1:35.960	1:53.495	22.032	6.661	279.4	16:38	2:38:30.555
15	2	4:05.418	38.643	1:35.078	1:51.697	21.336	6.500	275.9	16:42	2:42:35.973
16	2	4:01.915	37.774	1:33.798	1:50.343	21.082	6.131	282.3	16:46	2:46:37.888
17	2	4:17.031 B	40.750	1:34.649	2:01.632	21.334		278.0	16:50	2:50:54.919
18	2	32:11.091 B	...	1:47.321	2:44.280	41.149		206.2	17:23	3:23:06.010
19	2	10:48.817	7:16.832	1:35.833	1:56.152	22.273	7.305	279.4	17:33	3:33:54.827



24 HEURES DU MANS

16-17 JUIN 2012



24 HEURES DU MANS

TEST DAY

Test Practice 2

Sector Analysis

■ Personal Best ■ Session Best B Crossing the finish line in pit lane

Lap	D	Time	Sector 1	Sector 2	Sector 3	Porsche	Ford	T. Spd	Hour	Elapsed
19	3	22:46.427	...	1:41.689	2:02.184	24.246	7.823	273.2	16:49	2:49:11.202
20	3	4:21.239	40.851	1:38.884	2:01.504	24.032	7.471	279.4	16:53	2:53:32.441
21	3	4:18.823	40.170	1:37.908	2:00.745	23.957	7.271	282.3	16:57	2:57:51.264
22	3	4:17.073	40.734	1:37.826	1:58.513	23.383	7.380	281.6	17:02	3:02:08.337
23	3	4:32.552 B	41.599	1:38.635	2:12.318	23.479		279.4	17:06	3:06:40.889
24	2	6:41.401	3:07.608	1:38.208	1:55.585	22.153	6.942	282.3	17:13	3:13:22.290
25	2	4:12.394	40.189	1:36.099	1:56.106	23.272	6.772	280.9	17:17	3:17:34.684
26	2	4:54.170 B	40.922	1:53.087	2:20.161	32.516		216.8	17:22	3:22:28.854
27	2	11:18.739	7:45.032	1:38.202	1:55.505	21.961	7.150	278.0	17:33	3:33:47.593
28	2	4:07.445	38.937	1:35.194	1:53.314	21.338	6.604	283.8	17:37	3:37:55.038
29	2	4:07.233	38.926	1:35.190	1:53.117	21.436	7.034	276.6	17:42	3:42:02.271
30	2	4:04.779	38.438	1:34.214	1:52.127	21.115	6.521	274.5	17:46	3:46:07.050
31	2	4:24.759 B	38.683	1:42.270	2:03.806	21.713		278.7	17:50	3:50:31.809
32	1	7:34.662 B	3:06.054	1:52.414	2:36.194	27.609		238.6	17:58	3:58:06.471

88

TEAM FELBERMAYR-PROTON

1.Christian Ried
2.Gianluca Roda

3.Paolo Ruberti

Porsche 911 RSR (997)
LMGTE Am

1	1	51:51.857	...	1:40.057	2:04.072	26.499	7.405	273.2	14:51	51:51.857
2	1	4:18.104	40.639	1:38.049	1:59.416	25.332	7.230	280.9	14:56	56:09.961
3	1	4:11.473	39.380	1:36.086	1:56.007	23.480	6.952	282.3	15:00	1:00:21.434
4	1	4:09.591	39.207	1:35.004	1:55.380	23.468	6.922	284.5	15:04	1:04:31.025
5	1	4:15.754	38.966	1:35.062	2:01.726	24.907	8.346	281.6	15:08	1:08:46.779
6	1	6:52.651	52.049	2:47.633	3:12.969	36.864	12.123	133.9	15:15	1:15:39.430
7	1	7:18.584 B	58.705	2:58.050	3:21.829	34.836		113.3	15:22	1:22:58.014
8	3	21:35.890	...	1:36.113	1:55.765	22.037	6.962	275.9	15:44	1:44:33.904
9	3	4:03.601	38.216	1:33.650	1:51.735	21.582	6.586	281.6	15:48	1:48:37.505
10	3	4:05.006	38.030	1:33.439	1:53.537	22.403	6.849	282.3	15:52	1:52:42.511
11	3	4:06.384	38.635	1:34.082	1:53.667	22.593	6.679	282.3	15:56	1:56:48.895
12	3	4:02.977	38.047	1:33.548	1:51.382	21.272	6.725	282.3	16:00	2:00:51.872
13	3	4:15.346 B	39.250	1:34.808	2:01.288	21.496		280.2	16:05	2:05:07.218
14	2	17:02.501 B	...	2:00.480	2:27.272	29.057		262.6	16:22	2:22:09.719
15	2	20:11.287	...	1:41.368	1:57.947	23.279	6.965	239.6	16:42	2:42:21.006
16	2	4:12.049	40.295	1:37.271	1:54.483	22.555	7.238	280.2	16:46	2:46:33.055
17	2	4:10.126	40.900	1:34.992	1:54.234	22.479	7.017	282.3	16:50	2:50:43.181
18	2	4:09.849	38.996	1:36.200	1:54.653	22.239	6.989	281.6	16:54	2:54:53.030
19	2	4:08.508	39.534	1:35.730	1:53.244	21.860	7.047	280.2	16:59	2:59:01.538
20	2	4:07.842	39.015	1:35.254	1:53.573	21.716	7.568	282.3	17:03	3:03:09.380
21	2	4:36.439 B	39.346	1:42.220	2:14.873	26.638		197.6	17:07	3:07:45.819
22	1	9:57.035	6:18.047	1:37.123	2:01.865	27.637	7.138	280.2	17:17	3:17:42.854
23	1	5:03.322 B	41.717	1:51.454	2:30.151	36.762		204.2	17:22	3:22:46.176
24	1	13:19.823	9:40.516	1:41.152	1:58.155	24.224	6.951	277.3	17:36	3:36:05.999
25	1	4:12.318	39.510	1:36.126	1:56.682	23.705	6.882	281.6	17:40	3:40:18.317
26	1	4:10.784	39.111	1:35.227	1:56.446	23.968	6.902	280.2	17:44	3:44:29.101
27	1	4:29.413 B	39.429	1:41.272	2:08.712	25.087		280.2	17:48	3:48:58.514
28	1	7:04.351 B	3:09.359	1:35.858	2:19.134	28.025		277.3	17:56	3:56:02.865

90

TEAM ORECA

1.Fabien Barthez
2.Bruno Bazaud

3.Denis Caillon

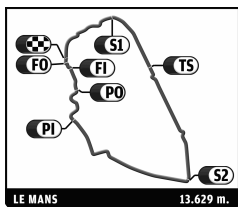
Oreca FLM 09
LMPC

1	1	26:37.845	...	1:56.848	2:19.250	26.524	11.090	194.4	14:26	26:37.845
2	1	4:36.589	45.660	1:41.661	2:09.268	26.834	8.841	268.5	14:31	31:14.434
3	1	4:54.243 B	43.205	1:41.644	2:29.394	25.557		271.1	14:36	36:08.677
4	1	8:41.790	5:05.915	1:39.077	1:56.798	22.712	7.510	271.8	14:44	44:50.467
5	1	4:12.250	38.864	1:35.506	1:57.880	22.949	8.222	275.9	14:49	49:02.717
6	1	4:06.966	38.246	1:34.915	1:53.805	21.363	7.300	278.0	14:53	53:09.683
7	1	4:10.320	37.542	1:37.745	1:55.033	21.838	7.909	249.5	14:57	57:20.003
8	1	4:27.620 B	37.742	1:35.695	2:14.183	22.103		257.1	15:01	1:01:47.623
9	3	11:46.433	6:24.452	1:57.285	3:24.696	39.750	11.406	165.0	15:13	1:13:34.056



24 HEURES DU MANS

16-17 JUIN 2012



24 HEURES DU MANS

TEST DAY

Test Practice 2

Sector Analysis

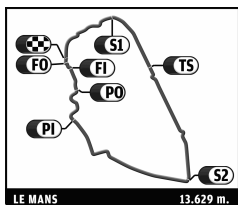
Lap	D	Time	Sector 1	Sector 2	Sector 3	Porsche	Ford	T. Spd	Hour	Elapsed
10	3	7:00.732	53.700	2:39.861	3:27.171	38.134	11.586	153.5	15:20	1:20:34.788
11	3	7:09.232	1:05.468	2:55.329	3:08.435	36.704	11.321	121.9	15:27	1:27:44.020
12	3	5:20.752	59.196	2:24.687	1:56.869	21.710	7.355	121.9	15:33	1:33:04.772
13	3	4:06.593	38.417	1:35.739	1:52.437	21.151	6.922	275.2	15:37	1:37:11.365
14	3	4:04.995	37.696	1:34.112	1:53.187	20.781	7.034	275.9	15:41	1:41:16.360
15	3	6:58.896 B	37.131	1:34.474	4:47.291	3:01.020		275.2	15:48	1:48:15.256
16	2	10:09.732	6:42.386	1:35.108	1:52.238	20.596	7.113	274.5	15:58	1:58:24.988
17	2	4:05.317	36.919	1:34.718	1:53.680	21.844	6.549	275.2	16:02	2:02:30.305
18	2	4:04.886	36.379	1:36.875	1:51.632	20.856	6.759	273.8	16:06	2:06:35.191
19	2	4:06.208	37.191	1:37.568	1:51.449	19.956	6.664	275.2	16:10	2:10:41.399
20	2	3:59.331	35.694	1:33.588	1:50.049	20.179	6.547	275.2	16:14	2:14:40.730
21	2	4:28.434 B	36.034	1:33.926	2:18.474	26.067		273.8	16:19	2:19:09.164
22	3	27:18.923	...	1:38.629	1:57.409	21.824	7.138	267.1	16:46	2:46:28.087
23	3	4:08.283	38.225	1:35.443	1:54.615	22.231	7.081	276.6	16:50	2:50:36.370
24	3	4:05.017	37.844	1:34.383	1:52.790	20.746	8.116	275.9	16:54	2:54:41.387
25	3	4:02.496	37.619	1:34.410	1:50.467	20.467	6.935	276.6	16:58	2:58:43.883
26	3	4:01.857	37.484	1:33.622	1:50.751	20.358	7.072	273.8	17:02	3:02:45.740
27	3	7:23.234	1:39.302	3:50.379	1:53.553	20.745	6.994	263.9	17:10	3:10:08.974
28	3	4:04.878	38.588	1:35.026	1:51.264	20.270	7.062	275.2	17:14	3:14:13.852
29	3	4:33.563 B	37.667	1:33.923	2:21.973	31.054		276.6	17:18	3:18:47.415
30	2	15:34.985	...	1:40.291	1:53.684	21.149	6.709	255.9	17:34	3:34:22.400
31	2	4:08.752	36.890	1:34.295	1:57.567	24.258	6.730	278.7	17:38	3:38:31.152
32	2	4:11.823	36.070	1:44.144	1:51.609	20.564	6.516	278.0	17:42	3:42:42.975
33	2	3:58.734	36.664	1:33.136	1:48.934	19.568	6.647	275.9	17:46	3:46:41.709
34	2	3:58.896	35.987	1:33.970	1:48.939	19.413	6.315	276.6	17:50	3:50:40.605
35	2	4:10.833 B	35.990	1:32.787	2:02.056	19.148		275.2	17:54	3:54:51.438

91		TEAM ORECA		3.Steven Palette		Oreca FLM 09		LMPC		
		1.Henri Richard								
		2.Duncan Ende								
1	1	37:19.348	...	1:40.235	2:02.412	24.189	7.749	266.5	14:37	37:19.348
2	1	4:27.363 B	40.250	1:39.298	2:07.815	23.358		228.1	14:41	41:46.711
3	3	6:55.061	3:21.980	1:37.629	1:55.452	21.593	6.816	272.5	14:48	48:41.772
4	3	4:03.324	37.392	1:34.172	1:51.760	20.936	6.806	275.2	14:52	52:45.096
5	3	4:03.271	37.534	1:33.884	1:51.853	20.860	7.266	274.5	14:56	56:48.367
6	3	3:59.086	36.809	1:33.017	1:49.260	20.350	6.536	278.0	15:00	1:00:47.453
7	3	3:57.468	36.813	1:32.426	1:48.229	19.928	6.433	275.2	15:04	1:04:44.921
8	3	4:14.115 B	36.802	1:31.618	2:05.695	22.085		275.9	15:08	1:08:59.036
9	2	22:35.522	...	1:38.109	1:57.057	20.321	6.954	263.3	15:31	1:31:34.558
10	2	3:59.989	37.403	1:33.061	1:49.525	20.427	6.836	278.7	15:35	1:35:34.547
11	2	3:57.798	36.419	1:32.239	1:49.140	19.302	6.768	278.0	15:39	1:39:32.345
12	2	3:57.447	36.093	1:31.927	1:49.427	19.022	6.938	276.6	15:43	1:43:29.792
13	2	3:59.993	36.287	1:34.356	1:49.350	19.762	6.947	275.9	15:47	1:47:29.785
14	2	4:02.422	36.037	1:33.169	1:53.216	23.374	7.088	276.6	15:51	1:51:32.207
15	2	4:07.109 B	36.347	1:32.526	1:58.236	19.124		275.2	15:55	1:55:39.316
16	1	8:58.873	5:25.069	1:36.390	1:57.414	23.652	7.254	271.1	16:04	2:04:38.189
17	1	4:10.416	38.364	1:36.064	1:55.988	23.244	6.942	274.5	16:08	2:08:48.605
18	1	4:12.901	38.149	1:38.413	1:56.339	22.744	7.166	274.5	16:13	2:13:01.506
19	1	4:31.275 B	38.481	1:35.490	2:17.304	27.649		272.5	16:17	2:17:32.781
20	3	39:16.184	...	1:35.081	1:49.414	20.428	6.416	271.1	16:56	2:56:48.965
21	3	3:57.065	36.499	1:32.671	1:47.895	19.893	6.476	275.2	17:00	3:00:46.030
22	3	3:56.496	36.346	1:32.370	1:47.780	19.887	6.406	275.9	17:04	3:04:42.526
23	3	4:00.568	37.351	1:34.846	1:48.371	19.908	6.681	269.1	17:08	3:08:43.094
24	3	3:57.660	36.924	1:32.757	1:47.979	19.646	6.521	274.5	17:12	3:12:40.754
25	3	4:05.732	36.148	1:31.887	1:57.697	25.745	7.451	278.0	17:16	3:16:46.486
26	3	5:20.681 B	36.471	1:47.484	2:56.726	41.376		273.8	17:22	3:22:07.167



24 HEURES DU MANS

16-17 JUIN 2012



24 HEURES DU MANS

TEST DAY

Test Practice 2

Sector Analysis

■ Personal Best ■ Session Best B Crossing the finish line in pit lane

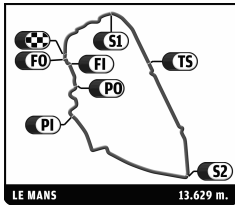
Lap	D	Time	Sector 1	Sector 2	Sector 3	Porsche	Ford	T. Spd	Hour	Elapsed
19	1	9:35.134	5:57.408	1:36.261	2:01.465	24.212	6.747	245.5	16:54	2:54:28.030
20	1	4:02.326	38.203	1:33.334	1:50.789	21.059	6.602	285.3	16:58	2:58:30.356
21	1	4:13.815 B	37.912	1:33.378	2:02.525	22.091		284.5	17:02	3:02:44.171
22	1	8:37.190	5:04.970	1:39.397	1:52.823	21.468	6.609	281.6	17:11	3:11:21.361
23	1	4:05.030	38.756	1:33.260	1:53.014	21.293	6.602	285.3	17:15	3:15:26.391
24	1	4:31.496 B	38.337	1:33.530	2:19.629	33.861		286.0	17:19	3:19:57.887
25	2	14:51.080	...	1:34.639	1:51.042	20.574	6.929	283.1	17:34	3:34:48.967
26	2	4:11.483 B	37.519	1:31.865	2:02.099	23.579		286.0	17:39	3:39:00.450
27	2	7:46.832	4:23.125	1:33.518	1:50.189	20.082	6.608	284.5	17:46	3:46:47.282
28	2	4:03.058	38.571	1:33.297	1:51.190	20.824	6.761	286.0	17:50	3:50:50.340
29	2	4:06.552 B	37.182	1:31.716	1:57.654	20.152		285.3	17:54	3:54:56.892

99		ASTON MARTIN RACING			Aston Martin Vantage V8					
		1. Allan Simonsen	3. Kristian Poulsen		LMGT Am					
		2. Christoffer Nygaard								
1	1	57:01.889	...	1:39.946	1:57.370	23.470	7.247	237.0	14:57	57:01.889
2	1	4:09.228	39.159	1:35.849	1:54.220	21.999	7.446	282.3	15:01	1:01:11.117
3	1	4:07.744	38.460	1:34.281	1:55.003	22.774	7.682	283.8	15:05	1:05:18.861
4	1	4:56.488 B	39.741	1:33.710	2:43.037	35.996		284.5	15:10	1:10:15.349
5	2	22:54.638	...	2:23.307	1:57.486	23.488	7.111	149.7	15:33	1:33:09.987
6	2	4:05.237	39.074	1:33.877	1:52.286	20.939	6.970	281.6	15:37	1:37:15.224
7	2	4:04.568	38.643	1:34.066	1:51.859	20.875	7.034	281.6	15:41	1:41:19.792
8	2	4:05.592	38.521	1:33.390	1:53.681	21.881	7.008	283.1	15:45	1:45:25.384
9	2	4:04.918	38.098	1:33.593	1:53.227	21.917	7.285	283.1	15:49	1:49:30.302
10	2	4:12.359 B	38.525	1:33.184	2:00.650	21.711		283.8	15:53	1:53:42.661
11	1	7:22.330	3:51.618	1:36.974	1:53.738	22.058	6.817	270.4	16:01	2:01:04.991
12	1	4:01.686	37.970	1:33.134	1:50.582	21.221	6.436	281.6	16:05	2:05:06.677
13	1	4:13.246 B	38.568	1:33.457	2:01.221	22.013		283.1	16:09	2:09:19.923
14	1	34:34.390	...	1:36.892	1:52.241	21.565	6.550	265.2	16:43	2:43:54.313
15	1	4:01.729	38.109	1:32.857	1:50.763	21.408	6.673	283.8	16:47	2:47:56.042
16	1	3:59.938	37.971	1:32.806	1:49.161	20.625	6.314	283.1	16:51	2:51:55.980
17	1	4:14.576 B	38.936	1:34.126	2:01.514	21.284		280.2	16:56	2:56:10.556
18	1	9:12.214	5:42.057	1:35.647	1:54.510	22.749	6.981	281.6	17:05	3:05:22.770
19	1	4:08.352	39.240	1:35.568	1:53.544	21.880	6.946	281.6	17:09	3:09:31.122
20	1	4:06.352	39.213	1:34.298	1:52.841	21.851	6.967	282.3	17:13	3:13:37.474
21	1	4:08.325	38.493	1:34.004	1:55.828	25.196	6.805	282.3	17:17	3:17:45.799
22	1	5:05.807 B	42.369	1:49.267	2:34.171	37.479		202.3	17:22	3:22:51.606
23	2	13:50.451	...	1:37.139	1:55.074	22.331	7.171	279.4	17:36	3:36:42.057
24	2	4:04.162	39.095	1:33.937	1:51.130	20.637	6.989	281.6	17:40	3:40:46.219
25	2	4:03.249	38.302	1:33.646	1:51.301	20.632	7.133	280.9	17:44	3:44:49.468
26	2	4:13.217 B	38.992	1:33.935	2:00.290	20.557		282.3	17:49	3:49:02.685
27	2	6:45.772 B	2:49.747	1:35.970	2:20.055	30.364		273.2	17:55	3:55:48.457



24 HEURES DU MANS

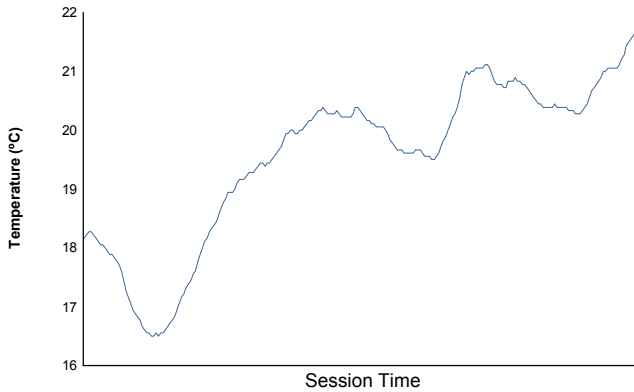
16-17 JUN 2012



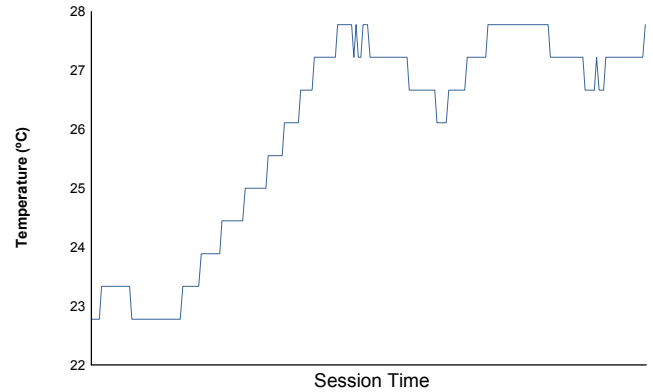
Computerised results and timing service

TEST DAY 24 HEURES DU MANS Test Practice 2 Weather Report

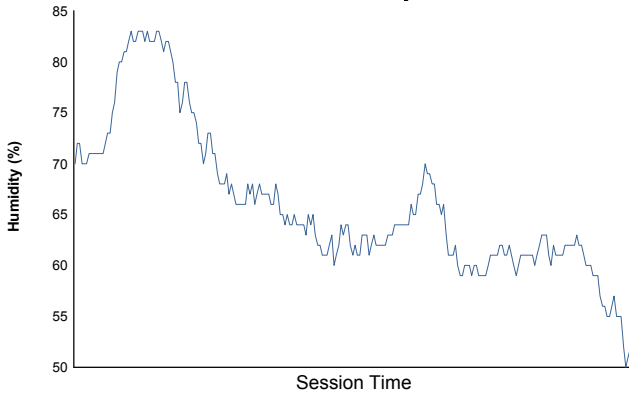
Air Temperature



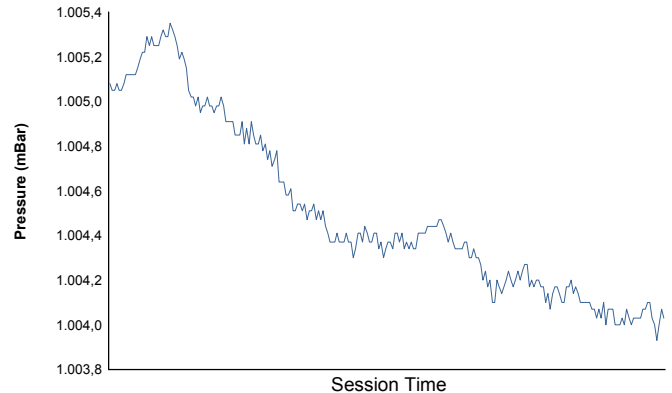
Track Temperature



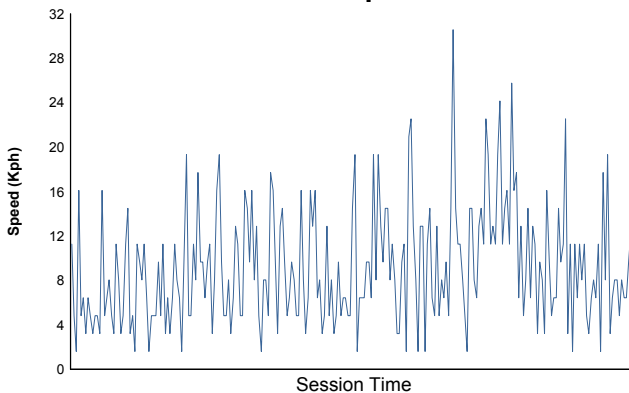
Humidity



Pressure

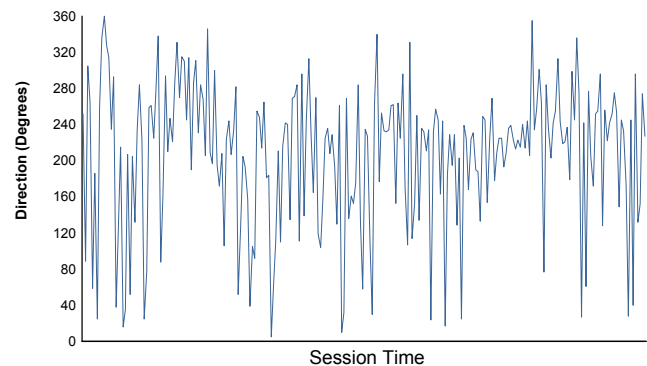


Wind Speed



Wind direction

North = 0°/360° Est = 90° South = 180° West = 270°



Track Status:

DRY