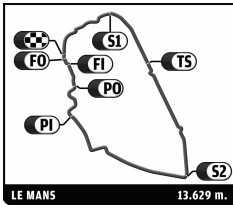




24 HEURES DU MANS

16-17 JUN 2012



FIA WEC
80^e Edition des 24 Heures du Mans

Free Practice

Provisional Classification

Nr.	Team	Drivers	Car	Cl	Ty	Time	Lap	Total	Gap	Kph
1	1 Audi Sport Team Joest	M. Fässler / A. Lotterer / B. Tréluyer	Audi R18 e-tron quattro	LMP1	M	3:25.163	55	56	-	239.1
2	2 Audi Sport Team Joest	D. Capello / T. Kristensen / A. McNish	Audi R18 e-tron quattro	LMP1	M	3:26.494	37	46	+1.331	237.6
3	3 Audi Sport Team Joest	R. Dumras / L. Duval / M. Gené	Audi R18 Ultra	LMP1	M	3:27.494	53	54	+2.331	236.5
4	4 Audi Sport North America	M. Bonanomi / O. Jarvis / M. Rockenfeller	Audi R18 Ultra	LMP1	M	3:27.885	45	60	+2.722	236.0
5	7 Toyota Racing	A. Wurz / N. Lapierre / K. Nakajima	Toyota TS 030 - Hybrid	LMP1	M	3:28.421	27	53	+3.258	235.4
6	8 Toyota Racing	A. Davidson / S. Buemi / S. Sarrazin	Toyota TS 030 - Hybrid	LMP1	M	3:30.162	5	5	+4.999	233.5
7	21 Sirakka Racing	N. Leventis / D. Watts / J. Kane	HPD ARX 03a - Honda	LMP1	M	3:31.651	35	49	+6.488	231.8
8	17 Pescarolo Team	S. Bourdais / N. Minassian / S. Ara	Dome - Judd	LMP1	M	3:34.035	39	44	+8.872	229.2
9	12 Rebellion Racing	N. Prost / N. Jani / N. Heidfeld	Lola B12/60 Coupe - Toyota	LMP1	M	3:34.154	44	52	+8.991	229.1
10	22 JRM	D. Brabham / K. Chandhok / P. Dumbreck	HPD ARX 03a - Honda	LMP1	M	3:34.641	26	29	+9.478	228.6
11	13 Rebellion Racing	A. Belicchi / H. Primat / J. Bleekemolen	Lola B12/60 Coupe - Toyota	LMP1	M	3:35.395	34	35	+10.232	227.8
12	15 Oak Racing	F. Montagny / B. Bagueette / D. Kraihamer	Oak Pescarolo - Judd	LMP1	D	3:37.843	45	51	+12.680	225.2
13	16 Pescarolo Team	E. Collard / J. Boullion / S. Hall	Pescarolo 03 - Judd	LMP1	M	3:39.656	23	37	+14.493	223.4
14	44 Starworks Motorsport	V. Potlichchio / R. Dalziel / T. Kimber-Smith	HPD ARX 03b - Honda	LMP2	D	3:39.669	32	38	+14.506	223.4
15	38 Jota	S. Dolan / S. Hancock / H. Kurosawa	Zytek Z11SN - Nissan	LMP2	D	3:40.167	48	49	+15.004	222.9
16	48 Murphy Prototypes	J. Firth / W. Hughes / B. Hartley	Oreca 03 - Nissan	LMP2	D	3:40.578	48	49	+15.415	222.4
17	24 Oak Racing	J. Nicolet / M. Lahaye / O. Pla	Morgan - Judd	LMP2	D	3:40.727	20	52	+15.564	222.3
18	26 Signatech Nissan	N. Paniciati / P. Ragues / R. Rusinov	Oreca 03 - Nissan	LMP2	D	3:40.734	30	54	+15.571	222.3
19	45 Boutsen Ginion Racing	B. Briere / J. Petersen / S. Nakano	Oreca 03 - Nissan	LMP2	D	3:40.809	15	47	+15.646	222.2
20	49 Pecom Racing	L. Perez Companc / S. Ayari / P. Kaffer	Oreca 03 - Nissan	LMP2	D	3:41.008	29	30	+15.845	222.0
21	42 Greaves Motorsport	L. Ordoñez / M. Brundle / A. Brundle	Zytek Z11SN - Nissan	LMP2	D	3:41.426	24	34	+16.263	221.6
22	25 ADR-Delta	J. Martin / J. Charouz / T. Graves	Oreca 03 - Nissan	LMP2	D	3:41.660	29	39	+16.497	221.3
23	33 Level 5 Motorsport	S. Tucker / C. Bouchut / L. Diaz	HPD ARX 03b - Honda	LMP2	D	3:41.825	40	49	+16.662	221.2
24	46 Thiriet By TDS Racing	M. Beche / P. Thiriet / C. Tineau	Oreca 03 - Nissan	LMP2	D	3:41.832	21	49	+16.669	221.2
25	41 Greaves Motorsport	C. Zugel / R. Gonzalez / E. Julian	Zytek Z11SN - Nissan	LMP2	D	3:42.371	21	44	+17.208	220.6
26	35 Oak Racing	D. Heinemeier Hansson / B. Leinders / M. Martin	Morgan - Nissan	LMP2	D	3:42.439	26	56	+17.276	220.6
27	30 Status Grand Prix	A. Sims / Y. Buurman / R. Iannetta	Lola - Judd	LMP2	D	3:43.554	31	44	+18.391	219.5
28	0 Highcroft Racing	M. Franchitti / M. Krumm / S. Motoyama	Delta Wing Nissan	CDNT	M	3:43.576	20	26	+18.413	219.5
29	23 Signatech Nissan	F. Mailleux / O. Lombard / J. Tresson	Oreca 03 - Nissan	LMP2	D	3:43.577	26	42	+18.414	219.5
30	40 Race Performance	M. Frey / J. Hirschi / R. Meichtry	Oreca 03 - Judd	LMP2	D	3:43.751	38	42	+18.588	219.3
31	28 Gulf Racing Middle East	F. Giroix / S. Johansson / L. Bady	Lola B12/80 Coupe - Nissan	LMP2	D	3:45.829	17	36	+20.666	217.3
32	31 Lotus	T. Holzer / M. Schultis / L. Moro	Lola B12/80 Coupe - Lotus	LMP2	D	3:47.061	10	46	+21.898	216.1
33	43 Extreme Limit Aric	F. Rosier / P. Thirion / P. Haesebrouck	Norma MP 2000 - Judd	LMP2	D	3:48.380	16	39	+23.217	214.8
34	29 Gulf Racing Middle East	J. Delétraz / K. Ihara / M. Roston	Lola B12/80 Coupe - Nissan	LMP2	D	3:50.666	10	29	+25.503	212.7
35	97 Aston Martin Racing	A. Fernandez / S. Mücke / D. Turner	Aston Martin Vantage V8	LMGTE Pro	M	3:57.036	34	41	+31.873	207.0
36	59 Luxury Racing	F. Makowiecki / J. Melo / D. Farnbacher	Ferrari 458 Italia	LMGTE Pro	M	3:57.478	22	23	+32.315	206.6
37	74 Corvette Racing	O. Gavin / T. Milner / R. Westbrook	Chevrolet Corvette C6 ZR1	LMGTE Pro	M	3:57.508	41	51	+32.345	206.6
38	51 AF Corse	G. Fisichella / G. Bruni / T. Vilander	Ferrari 458 Italia	LMGTE Pro	M	3:57.735	16	31	+32.572	206.4
39	79 Flying Lizard Motorsports	S. Neiman / P. Pilet / S. Pumpelly	Porsche 911 RSR (997)	LMGTE Am	M	3:58.267	29	46	+33.104	205.9
40	77 Team Felbermayr-Proton	M. Lieb / R. Lietz / W. Herzler	Porsche 911 RSR (997)	LMGTE Pro	M	3:58.543	19	41	+33.380	205.7
41	99 Aston Martin Racing	A. Simonsen / C. Nygaard / K. Poulsen	Aston Martin Vantage V8	LMGTE Am	M	3:58.753	10	39	+33.590	205.5
42	80 Flying Lizard Motorsports	J. Bergmeister / P. Long / M. Holzer	Porsche 911 RSR (997)	LMGTE Pro	M	3:58.930	13	43	+33.767	205.4
43	71 AF Corse	A. Bertolini / O. Beretta / M. Cioci	Ferrari 458 Italia	LMGTE Pro	M	3:59.135	34	48	+33.972	205.2
44	50 Larbre Competition	P. Bornhauser / J. Canal / P. Lamy	Chevrolet Corvette C6 ZR1	LMGTE Am	M	3:59.186	22	44	+34.023	205.1
45	73 Corvette Racing	J. Taylor / A. Garcia / J. Magnussen	Chevrolet Corvette C6 ZR1	LMGTE Pro	M	3:59.480	30	46	+34.317	204.9
46	66 JMW Motorsport	J. Walker / J. Cocker / R. Wills	Ferrari 458 Italia	LMGTE Pro	D	4:00.231	12	21	+35.068	204.2
47	67 Insa Performance Matmut	N. Armindo / R. Narac / A. Pons	Porsche 911 RSR (997)	LMGTE Am	M	4:00.800	43	50	+35.637	203.8
48	88 Team Felbermayr-Proton	C. Ried / G. Roda / P. Ruberti	Porsche 911 RSR (997)	LMGTE Am	M	4:00.834	37	47	+35.671	203.7
49	75 Prospeed Competition	A. Alfaisal / B. Curtis / S. Edwards	Porsche 911 RSR (997)	LMGTE Am	M	4:01.721	7	41	+36.558	203.0
50	81 AF Corse	P. Perazzini / N. Cadei / M. Griffin	Ferrari 458 Italia	LMGTE Am	M	4:01.985	34	48	+36.822	202.8
51	83 JMB Racing	M. Rodrigues / A. Ferte / P. Illiano	Ferrari 458 Italia	LMGTE Am	M	4:02.931	32	47	+37.768	202.0
52	58 Luxury Racing	P. Ehret / F. Montecalvo / G. Jeannette	Ferrari 458 Italia	LMGTE Am	M	4:03.215	32	37	+38.052	201.7
53	61 AF Corse-Waltrip	R. Kauffman / R. Aguas / B. Vickers	Ferrari 458 Italia	LMGTE Am	M	4:05.952	4	38	+40.789	199.5
54	55 JWA-Avila	J. Camathias / M. Palttala / P. Daniels	Porsche 911 RSR (997)	LMGTE Am	P	4:05.977	22	33	+40.814	199.5
55	57 Krohn Racing	T. Krohn / N. Jonsson / M. Rugolo	Ferrari 458 Italia	LMGTE Am	D	4:06.849	20	33	+41.686	198.8
56	70 Larbre Competition	J. Belloc / C. Bourret / P. Gibon	Chevrolet Corvette C6 ZR1	LMGTE Am	M	4:07.566	6	41	+42.403	198.2

Fastest Lap Lap 55 André Lotterer **3:25.163** 239.1 Kph

N° 55 PAUL DANIELS ALL LAPTIMES DELETED FROM 17:47:31 DUE TO STEWARDS DECISION N° 5

Published at:

Track Status: **DRY**

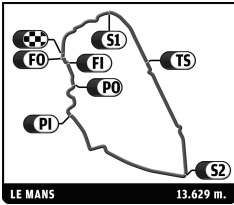
Race Director: Daniel Poissenot

Timekeeper: Christian Crucifix



24 HEURES DU MANS

16-17 JUN 2012



FIA WEC

80^e Edition des 24 Heures du Mans

Free Practice

Provisional Classification by Class

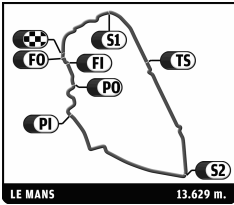
Nr.	Team	Drivers	Car	Ty	Time	Lap	Total	Gap	Kph
LMP1									
1	1 Audi Sport Team Joest	M. Fässler / A. Lotterer / B. Tréluyer	Audi R18 e-tron quattro	M	3:25.163	55	56		239.1
2	2 Audi Sport Team Joest	D. Capello / T. Kristensen / A. McNish	Audi R18 e-tron quattro	M	3:26.494	37	46	+1.331	+1.331 237.6
3	3 Audi Sport Team Joest	R. Dumas / L. Duval / M. Gené	Audi R18 Ultra	M	3:27.494	53	54	+2.331	+1.000 236.5
4	4 Audi Sport North America	M. Bonanomi / O. Jarvis / M. Rockenfeller	Audi R18 Ultra	M	3:27.885	45	60	+2.722	+0.391 236.0
5	7 Toyota Racing	A. Wurz / N. Lapierre / K. Nakajima	Toyota TS 030 - Hybrid	M	3:28.421	27	53	+3.258	+0.536 235.4
6	8 Toyota Racing	A. Davidson / S. Buemi / S. Sarrazin	Toyota TS 030 - Hybrid	M	3:30.162	5	5	+4.999	+1.741 233.5
7	21 Strakka Racing	N. Leventis / D. Watts / J. Kane	HPD ARX 03a - Honda	M	3:31.651	35	49	+6.488	+1.489 231.8
8	17 Pescarolo Team	S. Bourdais / N. Minassian / S. Ara	Dome - Judd	M	3:34.035	39	44	+8.872	+2.384 229.2
9	12 Rebellion Racing	N. Prost / N. Jani / N. Heidfeld	Lola B12/60 Coupe - Toyota	M	3:34.154	44	52	+8.991	+0.119 229.1
10	22 JRM	D. Brabham / K. Chandhok / P. Dumbreck	HPD ARX 03a - Honda	M	3:34.641	26	29	+9.478	+0.487 228.6
11	13 Rebellion Racing	A. Belicchi / H. Primat / J. Bleekemolen	Lola B12/60 Coupe - Toyota	M	3:35.395	34	35	+10.232	+0.754 227.8
12	15 Oak Racing	F. Montagny / B. Bagueffe / D. Kraihamer	Oak Pescarolo - Judd	D	3:37.843	45	51	+12.680	+2.448 225.2
13	16 Pescarolo Team	E. Collard / J. Boullion / S. Hall	Pescarolo 03 - Judd	M	3:39.656	23	37	+14.493	+1.813 223.4
LMP2									
1	44 Starworks Motorsport	V. Potolicchio / R. Datzel / T. Kimber-Smith	HPD ARX 03b - Honda	D	3:39.669	32	38		223.4
2	38 Jota	S. Dolan / S. Hancock / H. Kurosawa	Zytek Z11SN - Nissan	D	3:40.167	48	49	+0.498	+0.498 222.9
3	48 Murphy Prototypes	J. Firth / W. Hughes / B. Hartley	Oreca 03 - Nissan	D	3:40.578	48	49	+0.909	+0.411 222.4
4	24 Oak Racing	J. Nicolet / M. Lahaye / O. Pla	Morgan - Judd	D	3:40.727	20	52	+1.058	+0.149 222.3
5	26 Signatech Nissan	N. Panciatici / P. Ragues / R. Rusinov	Oreca 03 - Nissan	D	3:40.734	30	54	+1.065	+0.007 222.3
6	45 Boutsen Ginion Racing	B. Briere / J. Petersen / S. Nakano	Oreca 03 - Nissan	D	3:40.809	15	47	+1.140	+0.075 222.2
7	49 Pecom Racing	L. Perez Companc / S. Ayari / P. Kaffer	Oreca 03 - Nissan	D	3:41.008	29	30	+1.339	+0.199 222.0
8	42 Greaves Motorsport	L. Ordoñez / M. Brundle / A. Brundle	Zytek Z11SN - Nissan	D	3:41.426	24	34	+1.757	+0.418 221.6
9	25 ADR-Delta	J. Martin / J. Charouz / T. Graves	Oreca 03 - Nissan	D	3:41.660	29	39	+1.991	+0.234 221.3
10	33 Level 5 Motorsport	S. Tucker / C. Bouchut / L. Diaz	HPD ARX 03b - Honda	D	3:41.825	40	49	+2.156	+0.165 221.2
11	46 Thiriet By TDS Racing	M. Beche / P. Thiriet / C. Tinsau	Oreca 03 - Nissan	D	3:41.832	21	49	+2.163	+0.007 221.2
12	41 Greaves Motorsport	C. Zugel / R. Gonzalez / E. Julian	Zytek Z11SN - Nissan	D	3:42.371	21	44	+2.702	+0.539 220.6
13	35 Oak Racing	D. Heinemeier Hansson / B. Leinders / M. Martin	Morgan - Nissan	D	3:42.439	26	56	+2.770	+0.068 220.6
14	30 Status Grand Prix	A. Sims / Y. Buurman / R. Ianneta	Lola - Judd	D	3:43.554	31	44	+3.885	+1.115 219.5
15	23 Signatech Nissan	F. Mailleux / O. Lombard / J. Tresson	Oreca 03 - Nissan	D	3:43.577	26	42	+3.908	+0.023 219.5
16	40 Race Performance	M. Frey / J. Hirschi / R. Meichtry	Oreca 03 - Judd	D	3:43.751	38	42	+4.082	+0.174 219.3
17	28 Gulf Racing Middle East	F. Giroix / S. Johansson / L. Badey	Lola B12/80 Coupe - Nissan	D	3:45.829	17	36	+6.160	+2.078 217.3
18	31 Lotus	T. Holzer / M. Schultis / L. Moro	Lola B12/80 Coupe - Lotus	D	3:47.061	10	46	+7.392	+1.232 216.1
19	43 Extreme Limit Aric	F. Rosier / P. Thirion / P. Haesebrouck	Norma MP 2000 - Judd	D	3:48.380	16	39	+8.711	+1.319 214.8
20	29 Gulf Racing Middle East	J. Deletraz / K. Ihara / M. Rostan	Lola B12/80 Coupe - Nissan	D	3:50.666	10	29	+10.997	+2.286 212.7
LMGTE Pro									
1	97 Aston Martin Racing	A. Fernandez / S. Mücke / D. Turner	Aston Martin Vantage V8	M	3:57.036	34	41		207.0
2	59 Luxury Racing	F. Makowiecki / J. Melo / D. Farnbacher	Ferrari 458 Italia	M	3:57.478	22	23	+0.442	+0.442 206.6
3	74 Corvette Racing	O. Gavin / T. Milner / R. Westbrook	Chevrolet Corvette C6 ZR1	M	3:57.508	41	51	+0.472	+0.030 206.6
4	51 AF Corse	G. Fisichella / G. Bruni / T. Vilander	Ferrari 458 Italia	M	3:57.735	16	31	+0.699	+0.227 206.4
5	77 Team Felbermayr-Proton	M. Lieb / R. Lietz / W. Henzler	Porsche 911 RSR (997)	M	3:58.543	19	41	+1.507	+0.808 205.7
6	80 Flying Lizard Motorsports	J. Bergmeister / P. Long / M. Holzer	Porsche 911 RSR (997)	M	3:58.930	13	43	+1.894	+0.387 205.4
7	71 AF Corse	A. Bertolini / O. Beretta / M. Cioci	Ferrari 458 Italia	M	3:59.135	34	48	+2.099	+0.205 205.2
8	73 Corvette Racing	J. Taylor / A. Garcia / J. Magnussen	Chevrolet Corvette C6 ZR1	M	3:59.480	30	46	+2.444	+0.345 204.9
9	66 JMW Motorsport	J. Walker / J. Cocker / R. Wills	Ferrari 458 Italia	D	4:00.231	12	21	+3.195	+0.751 204.2
LMGTE Am									
1	79 Flying Lizard Motorsports	S. Neiman / P. Pilet / S. Pumpelly	Porsche 911 RSR (997)	M	3:58.267	29	46		205.9
2	99 Aston Martin Racing	A. Simonsen / C. Nygaard / K. Poulsen	Aston Martin Vantage V8	M	3:58.753	10	39	+0.486	+0.486 205.5
3	50 Larbre Competition	P. Bornhauser / J. Canal / P. Lamy	Chevrolet Corvette C6 ZR1	M	3:59.186	22	44	+0.919	+0.433 205.1
4	67 Imsa Performance Matmut	N. Armindo / R. Narac / A. Pons	Porsche 911 RSR (997)	M	4:00.800	43	50	+2.533	+1.614 203.8
5	88 Team Felbermayr-Proton	C. Ried / G. Roda / P. Ruberti	Porsche 911 RSR (997)	M	4:00.834	37	47	+2.567	+0.034 203.7
6	75 Prospeed Competition	A. Alfaisal / B. Curtis / S. Edwards	Porsche 911 RSR (997)	M	4:01.721	7	41	+3.454	+0.887 203.0
7	81 AF Corse	P. Perazzini / N. Cadei / M. Griffin	Ferrari 458 Italia	M	4:01.985	34	48	+3.718	+0.264 202.8
8	83 JMB Racing	M. Rodrigues / A. Ferte / P. Illiano	Ferrari 458 Italia	M	4:02.931	32	47	+4.664	+0.946 202.0
9	58 Luxury Racing	P. Ehret / F. Montecalvo / G. Jeannotte	Ferrari 458 Italia	M	4:03.215	32	37	+4.948	+0.284 201.7
10	61 AF Corse-Waltrip	R. Kauffman / R. Aguas / B. Vickers	Ferrari 458 Italia	M	4:05.952	4	38	+7.685	+2.737 199.5
11	55 JWA-Avila	J. Camathias / M. Pallata / P. Daniels	Porsche 911 RSR (997)	P	4:05.977	22	33	+7.710	+0.025 199.5
12	57 Krohn Racing	T. Krohn / N. Jonsson / M. Rugolo	Ferrari 458 Italia	D	4:06.849	20	33	+8.582	+0.872 198.8
13	70 Larbre Competition	J. Belloc / C. Bourret / P. Gibon	Chevrolet Corvette C6 ZR1	M	4:07.566	6	41	+9.299	+0.717 198.2
CDNT									
1	0 Highcroft Racing	M. Franchitti / M. Krumm / S. Motoyama	Delta Wing Nissan	M	3:43.576	20	26		219.5

N° 55 PAUL DANIELS ALL LAPTIMES DELETED FROM 17:47:31 DUE TO STEWARDS DECISION N° 5



24 HEURES DU MANS

16-17 JUN 2012



FIA WEC

80^e Edition des 24 Heures du Mans

Free Practice

Provisional Classification by Class

Nr.	Team	Drivers	Car	Ty	Time	Lap Total	Gap	Kph
-----	------	---------	-----	----	------	-----------	-----	-----

Published at:

Track Status:

DRY

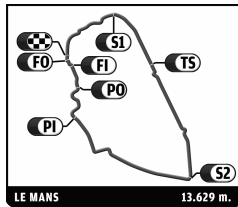
Race Director: Daniel Poissenot

Timekeeper: Christian Crucifix



24 HEURES DU MANS

16-17 JUN 2012



FIA WEC

80^e Edition des 24 Heures du Mans

Free Practice

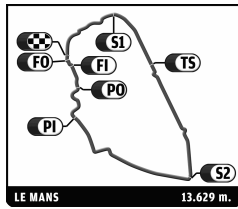
Provisional Classification by Driver Fastest Lap

Nr	Team	Car	Class	Driver	Time	Lap	Total	Gap	Kph	
1	Audi Sport Team Joest	Audi R18 e-tron quattro	LMP1	André Lotterer	3:25.163	14	15		239.1	
2	Audi Sport Team Joest	Audi R18 e-tron quattro	LMP1	Tom Kristensen	3:26.494	10	14	1.331	1.331	237.6
3	Audi Sport Team Joest	Audi R18 e-tron quattro	LMP1	Benoit Treluyer	3:27.230	19	24	2.067	0.736	236.8
4	Audi Sport Team Joest	Audi R18 Ultra	LMP1	Marc Gené	3:27.494	19	20	2.331	0.264	236.5
5	Audi Sport Team Joest	Audi R18 e-tron quattro	LMP1	Marcel Fässler	3:27.579	9	17	2.416	0.085	236.4
6	Audi Sport Team Joest	Audi R18 e-tron quattro	LMP1	Dindo Capello	3:27.582	26	27	2.419	0.003	236.4
7	Audi Sport Team Joest	Audi R18 Ultra	LMP1	Loic Duval	3:27.671	17	18	2.508	0.089	236.3
8	Audi Sport North America	Audi R18 Ultra	LMP1	Oliver Jarvis	3:27.885	21	22	2.722	0.214	236.0
9	Audi Sport North America	Audi R18 Ultra	LMP1	Marco Bonanomi	3:28.356	7	14	3.193	0.471	235.5
10	Toyota Racing	Toyota TS 030 - Hybrid	LMP1	Kazuki Nakajima	3:28.421	8	18	3.258	0.065	235.4
11	Toyota Racing	Toyota TS 030 - Hybrid	LMP1	Alexander Wurz	3:28.459	10	19	3.296	0.038	235.4
12	Audi Sport Team Joest	Audi R18 Ultra	LMP1	Romain Dumas	3:28.570	12	16	3.407	0.111	235.2
13	Audi Sport North America	Audi R18 Ultra	LMP1	Mike Rockenfeller	3:29.278	20	24	4.115	0.708	234.4
14	Toyota Racing	Toyota TS 030 - Hybrid	LMP1	Nicolas Lapierre	3:29.535	16	16	4.372	0.257	234.2
15	Toyota Racing	Toyota TS 030 - Hybrid	LMP1	Anthony Davidson	3:30.162	5	5	4.999	0.627	233.5
16	Strakka Racing	HPD ARX 03a - Honda	LMP1	Danny Watts	3:31.651	12	13	6.488	1.489	231.8
17	Audi Sport Team Joest	Audi R18 e-tron quattro	LMP1	Allan McNish	3:32.422	4	5	7.259	0.771	231.0
18	Strakka Racing	HPD ARX 03a - Honda	LMP1	Jonny Kane	3:34.022	7	10	8.859	1.600	229.2
19	Pescarolo Team	Dome - Judd	LMP1	Sébastien Bourdais	3:34.035	20	21	8.872	0.013	229.2
20	Rebellion Racing	Lola B12/60 Coupe - Toyota	LMP1	Neel Jani	3:34.154	10	18	8.991	0.119	229.1
21	JRM	HPD ARX 03a - Honda	LMP1	David Brabham	3:34.641	19	20	9.478	0.487	228.6
22	Rebellion Racing	Lola B12/60 Coupe - Toyota	LMP1	Nicolas Prost	3:35.242	13	17	10.079	0.601	227.9
23	Rebellion Racing	Lola B12/60 Coupe - Toyota	LMP1	Andrea Belicchi	3:35.395	14	15	10.232	0.153	227.8
24	Rebellion Racing	Lola B12/60 Coupe - Toyota	LMP1	Nick Heidfeld	3:35.689	16	17	10.526	0.294	227.5
25	Rebellion Racing	Lola B12/60 Coupe - Toyota	LMP1	Jeroen Bleekemolen	3:37.020	5	11	11.857	1.331	226.1
26	JRM	HPD ARX 03a - Honda	LMP1	Karun Chandhok	3:37.555	5	7	12.392	0.535	225.5
27	Oak Racing	Oak Pescarolo - Judd	LMP1	Dominik Kraihamer	3:37.843	7	13	12.680	0.288	225.2
28	Oak Racing	Oak Pescarolo - Judd	LMP1	Bertrand Baguette	3:38.414	7	20	13.251	0.571	224.6
29	Oak Racing	Oak Pescarolo - Judd	LMP1	Franck Montagny	3:38.433	9	18	13.270	0.019	224.6
30	Pescarolo Team	Dome - Judd	LMP1	Nicolas Minassian	3:38.891	6	11	13.728	0.458	224.1
31	Pescarolo Team	Dome - Judd	LMP1	Seiji Ara	3:38.972	6	12	13.809	0.081	224.1
32	Pescarolo Team	Pescarolo 03 - Judd	LMP1	Emmanuel Collard	3:39.656	6	19	14.493	0.684	223.4
33	Starworks Motorsport	HPD ARX 03b - Honda	LMP1	Thomas Kimber-Smith	3:39.669	11	12	14.506	0.013	223.4
34	Jota	Zytek Z11SN - Nissan	LMP2	Sam Hancock	3:40.167	18	19	15.004	0.498	222.9
35	Murphy Prototypes	Oreca 03 - Nissan	LMP2	Warren Hughes	3:40.578	18	19	15.415	0.411	222.4
36	Oak Racing	Morgan - Judd	LMP2	Olivier Pla	3:40.727	4	16	15.564	0.149	222.3
37	Signatech Nissan	Oreca 03 - Nissan	LMP2	Pierre Ragues	3:40.734	4	12	15.571	0.007	222.3
38	Boutsen Ginion Racing	Oreca 03 - Nissan	LMP2	Shinji Nakano	3:40.809	15	20	15.646	0.075	222.2
39	Strakka Racing	HPD ARX 03a - Honda	LMP1	Nick Leventis	3:40.819	12	26	15.656	0.010	222.2
40	Oak Racing	Morgan - Judd	LMP2	Mathieu Lahaye	3:40.902	18	20	15.739	0.083	222.1
41	Pecom Racing	Oreca 03 - Nissan	LMP2	Soheil Ayari	3:41.008	11	12	15.845	0.106	222.0
42	Rebellion Racing	Lola B12/60 Coupe - Toyota	LMP1	Harold Primat	3:41.146	4	9	15.983	0.138	221.9
43	Pecom Racing	Oreca 03 - Nissan	LMP2	Pierre Kaffer	3:41.181	9	10	16.018	0.035	221.8
44	Greaves Motorsport	Zytek Z11SN - Nissan	LMP2	Martin Brundle	3:41.426	9	10	16.263	0.245	221.6
45	Signatech Nissan	Oreca 03 - Nissan	LMP2	Nelson Panciatici	3:41.566	19	21	16.403	0.140	221.4
46	ADR-Delta	Oreca 03 - Nissan	LMP2	Jan Charouz	3:41.660	7	13	16.497	0.094	221.3
47	Greaves Motorsport	Zytek Z11SN - Nissan	LMP2	Lucas Ordóñez	3:41.758	7	9	16.595	0.098	221.3
48	Level 5 Motorsport	HPD ARX 03b - Honda	LMP2	Christophe Bouchut	3:41.825	10	15	16.662	0.067	221.2
49	Thiriet By TDS Racing	Oreca 03 - Nissan	LMP2	Mathias Beche	3:41.832	9	14	16.669	0.007	221.2
50	Thiriet By TDS Racing	Oreca 03 - Nissan	LMP2	Christophe Tinseau	3:41.899	9	16	16.736	0.067	221.1
51	Starworks Motorsport	HPD ARX 03b - Honda	LMP2	Ryan Dalziel	3:41.953	7	8	16.790	0.054	221.1
52	Signatech Nissan	Oreca 03 - Nissan	LMP2	Roman Rusinov	3:42.216	19	21	17.053	0.263	220.8
53	Greaves Motorsport	Zytek Z11SN - Nissan	LMP2	Ricardo Gonzalez	3:42.371	7	8	17.208	0.155	220.6
54	Level 5 Motorsport	HPD ARX 03b - Honda	LMP2	Luis Diaz	3:42.387	8	18	17.224	0.016	220.6
55	Oak Racing	Morgan - Nissan	LMP2	Maxime Martin	3:42.439	10	19	17.276	0.052	220.6
56	ADR-Delta	Oreca 03 - Nissan	LMP2	John Martin	3:42.987	10	11	17.824	0.548	220.0
57	Thiriet By TDS Racing	Oreca 03 - Nissan	LMP2	Pierre Thiriet	3:43.022	13	19	17.859	0.035	220.0
58	Murphy Prototypes	Oreca 03 - Nissan	LMP2	Brendon Hartley	3:43.079	10	17	17.916	0.057	219.9
59	Greaves Motorsport	Zytek Z11SN - Nissan	LMP2	Alex Brundle	3:43.091	6	15	17.928	0.012	219.9
60	Oak Racing	Morgan - Nissan	LMP2	Bas Leinders	3:43.387	14	16	18.224	0.296	219.6
61	Status Grand Prix	Lola - Judd	LMP2	Yelmer Buurman	3:43.554	7	10	18.391	0.167	219.5
62	Highcroft Racing	Delta Wing Nissan	CDNT	Satoshi Motoyama	3:43.576	5	7	18.413	0.022	219.5
63	Signatech Nissan	Oreca 03 - Nissan	LMP2	Olivier Lombard	3:43.577	16	19	18.414	0.001	219.5
64	Signatech Nissan	Oreca 03 - Nissan	LMP2	Franck Mailleux	3:43.648	9	10	18.485	0.071	219.4
65	Race Performance	Oreca 03 - Judd	LMP2	Ralph Meichtry	3:43.751	6	10	18.588	0.103	219.3
66	Jota	Zytek Z11SN - Nissan	LMP2	Simon Dolan	3:43.800	11	13	18.637	0.049	219.2
67	Status Grand Prix	Lola - Judd	LMP2	Alexander Sims	3:43.844	8	10	18.681	0.044	219.2
68	Murphy Prototypes	Oreca 03 - Nissan	LMP2	Jody Firth	3:44.131	11	13	18.968	0.287	218.9



24 HEURES DU MANS

16-17 JUN 2012



FIA WEC

80^e Edition des 24 Heures du Mans

Free Practice

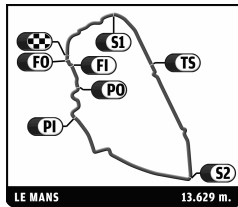
Provisional Classification by Driver Fastest Lap

Nr	Team	Car	Class	Driver	Time	Lap	Total	Gap	Kph	
69	25 ADR-Delta	Oreca 03 - Nissan	LMP2	Tor Graves	3:44.733	8	15	19.570	0.602	218.3
70	41 Greaves Motorsport	Zytek Z11SN - Nissan	LMP2	Elton Julian	3:45.028	3	12	19.865	0.295	218.0
71	23 Signatech Nissan	Oreca 03 - Nissan	LMP2	Jordan Tresson	3:45.440	11	13	20.277	0.412	217.6
72	45 Boutsen Ginion Racing	Oreca 03 - Nissan	LMP2	Jens Petersen	3:45.798	13	14	20.635	0.358	217.3
73	28 Gulf Racing Middle East	Lola B12/80 Coupe - Nissan	LMP2	Stefan Johansson	3:45.829	6	13	20.666	0.031	217.3
74	28 Gulf Racing Middle East	Lola B12/80 Coupe - Nissan	LMP2	Ludovic Badley	3:46.320	6	11	21.157	0.491	216.8
75	35 Oak Racing	Morgan - Nissan	LMP2	David Heinemeier Hansson	3:46.471	14	21	21.308	0.151	216.6
76	45 Boutsen Ginion Racing	Oreca 03 - Nissan	LMP2	Bastien Briere	3:46.718	12	13	21.555	0.247	216.4
77	40 Race Performance	Oreca 03 - Judd	LMP2	Michel Frey	3:46.736	11	13	21.573	0.018	216.4
78	16 Pescarolo Team	Pescarolo 03 - Judd	LMP1	Stuart Hall	3:47.059	10	17	21.896	0.323	216.1
79	31 Lotus	Lola B12/80 Coupe - Lotus	LMP2	Thomas Holzer	3:47.061	10	11	21.898	0.002	216.1
80	49 Pecom Racing	Oreca 03 - Nissan	LMP2	Luis Perez Companc	3:47.084	5	8	21.921	0.023	216.1
81	38 Jota	Zytek Z11SN - Nissan	LMP2	Haruki Kurosawa	3:47.188	8	17	22.025	0.104	216.0
82	33 Level 5 Motorsport	HPD ARX 03b - Honda	LMP2	Scott Tucker	3:47.277	11	16	22.114	0.089	215.9
83	28 Gulf Racing Middle East	Lola B12/80 Coupe - Nissan	LMP2	Fabien Giroix	3:47.621	11	12	22.458	0.344	215.6
84	43 Extreme Limit Aric	Norma MP 2000 - Judd	LMP2	Fabien Rosier	3:48.380	16	21	23.217	0.759	214.8
85	24 Oak Racing	Morgan - Judd	LMP2	Jacques Nicolet	3:48.937	10	16	23.774	0.557	214.3
86	30 Status Grand Prix	Lola - Judd	LMP2	Romain Ianneta	3:49.768	21	24	24.605	0.831	213.5
87	0 Highcroft Racing	Delta Wing Nissan	CDNT	Michael Crumm	3:50.236	3	4	25.073	0.468	213.1
88	0 Highcroft Racing	Delta Wing Nissan	CDNT	Marino Franchitti	3:50.567	14	15	25.404	0.331	212.8
89	29 Gulf Racing Middle East	Lola B12/80 Coupe - Nissan	LMP2	Jean-Denis Deletraz	3:50.666	10	11	25.503	0.099	212.7
90	40 Race Performance	Oreca 03 - Judd	LMP2	Jonathan Hirschi	3:51.946	18	19	26.783	1.280	211.5
91	31 Lotus	Lola B12/80 Coupe - Lotus	LMP2	Luca Moro	3:52.003	8	21	26.840	0.057	211.5
92	44 Starworks Motorsport	HPD ARX 03b - Honda	LMP2	Vincente Pitolichio	3:52.099	11	18	26.936	0.096	211.4
93	29 Gulf Racing Middle East	Lola B12/80 Coupe - Nissan	LMP2	Marc Rostan	3:53.700	11	12	28.537	1.601	209.9
94	41 Greaves Motorsport	Zytek Z11SN - Nissan	LMP2	Christian Zugel	3:54.828	21	24	29.665	1.128	208.9
95	31 Lotus	Lola B12/80 Coupe - Lotus	LMP2	Mirco Schultis	3:55.112	10	14	29.949	0.284	208.7
96	97 Aston Martin Racing	Aston Martin Vantage V8	LMGTE Pro	Darren Turner	3:57.036	12	19	31.873	1.924	207.0
97	22 JRM	HPD ARX 03a - Honda	LMP1	Peter Dumbreck	3:57.272	2	2	32.109	0.236	206.8
98	59 Luxury Racing	Ferrari 458 Italia	LMGTE Pro	Jaime Melo	3:57.478	8	9	32.315	0.206	206.6
99	74 Corvette Racing	Chevrolet Corvette C6 ZR1	LMGTE Pro	Oliver Gavin	3:57.508	12	13	32.345	0.030	206.6
100	51 AF Corse	Ferrari 458 Italia	LMGTE Pro	Gianmaria Bruni	3:57.735	3	4	32.572	0.227	206.4
101	43 Extreme Limit Aric	Norma MP 2000 - Judd	LMP2	Philippe Haezebrouck	3:58.117	14	18	32.954	0.382	206.1
102	51 AF Corse	Ferrari 458 Italia	LMGTE Pro	Toni Vilander	3:58.136	12	25	32.973	0.019	206.0
103	79 Flying Lizard Motorsports	Porsche 911 RSR (997)	LMGTE Am	Patrick Pilet	3:58.267	15	16	33.104	0.131	205.9
104	77 Team Felbermayr-Proton	Porsche 911 RSR (997)	LMGTE Pro	Marc Lieb	3:58.543	19	20	33.380	0.276	205.7
105	74 Corvette Racing	Chevrolet Corvette C6 ZR1	LMGTE Pro	Richard Westbrook	3:58.604	19	24	33.441	0.061	205.6
106	99 Aston Martin Racing	Aston Martin Vantage V8	LMGTE Am	Allan Simonsen	3:58.753	3	16	33.590	0.149	205.5
107	77 Team Felbermayr-Proton	Porsche 911 RSR (997)	LMGTE Pro	Richard Lietz	3:58.901	7	8	33.738	0.148	205.4
108	80 Flying Lizard Motorsports	Porsche 911 RSR (997)	LMGTE Pro	Jörg Bergmeister	3:58.930	13	21	33.767	0.029	205.4
109	71 AF Corse	Ferrari 458 Italia	LMGTE Pro	Olivier Beretta	3:59.135	6	20	33.972	0.205	205.2
110	59 Luxury Racing	Ferrari 458 Italia	LMGTE Pro	Frédéric Makowiecki	3:59.163	6	7	34.000	0.028	205.2
111	50 Larbre Competition	Chevrolet Corvette C6 ZR1	LMGTE Am	Pedro Lamy	3:59.186	14	17	34.023	0.023	205.1
112	80 Flying Lizard Motorsports	Porsche 911 RSR (997)	LMGTE Pro	Marco Holzer	3:59.285	7	8	34.122	0.099	205.0
113	73 Corvette Racing	Chevrolet Corvette C6 ZR1	LMGTE Pro	Antonio Garcia	3:59.480	9	12	34.317	0.195	204.9
114	77 Team Felbermayr-Proton	Porsche 911 RSR (997)	LMGTE Pro	Wolf Henzler	3:59.560	10	13	34.397	0.080	204.8
115	71 AF Corse	Ferrari 458 Italia	LMGTE Pro	Andrea Bertolini	3:59.592	19	21	34.429	0.032	204.8
116	97 Aston Martin Racing	Aston Martin Vantage V8	LMGTE Pro	Stefan Mücke	3:59.761	5	12	34.598	0.169	204.6
117	51 AF Corse	Ferrari 458 Italia	LMGTE Pro	Giancarlo Fisichella	3:59.947	2	2	34.784	0.186	204.5
118	66 JMW Motorsport	Ferrari 458 Italia	LMGTE Pro	Jonny Cocker	4:00.231	12	13	35.068	0.284	204.2
119	79 Flying Lizard Motorsports	Porsche 911 RSR (997)	LMGTE Am	Spencer Pumpelly	4:00.231	19	19	35.068	0.000	204.2
120	73 Corvette Racing	Chevrolet Corvette C6 ZR1	LMGTE Pro	Jan Magnussen	4:00.452	9	11	35.289	0.221	204.1
121	80 Flying Lizard Motorsports	Porsche 911 RSR (997)	LMGTE Pro	Patrick Long	4:00.673	2	14	35.510	0.221	203.9
122	99 Aston Martin Racing	Aston Martin Vantage V8	LMGTE Am	Kristian Poulsen	4:00.758	14	16	35.595	0.085	203.8
123	67 Imsa Performance Matmut	Porsche 911 RSR (997)	LMGTE Am	Nicolas Armindo	4:00.800	13	17	35.637	0.042	203.8
124	88 Team Felbermayr-Proton	Porsche 911 RSR (997)	LMGTE Am	Paolo Ruberti	4:00.834	10	14	35.671	0.034	203.7
125	74 Corvette Racing	Chevrolet Corvette C6 ZR1	LMGTE Pro	Tommy Milner	4:01.167	12	14	36.004	0.333	203.4
126	50 Larbre Competition	Chevrolet Corvette C6 ZR1	LMGTE Am	Julien Canal	4:01.402	13	14	36.239	0.235	203.2
127	97 Aston Martin Racing	Aston Martin Vantage V8	LMGTE Pro	Adrian Fernandez	4:01.660	7	10	36.497	0.258	203.0
128	75 Prospeed Competition	Porsche 911 RSR (997)	LMGTE Am	Sean Edwards	4:01.721	7	8	36.558	0.061	203.0
129	81 AF Corse	Ferrari 458 Italia	LMGTE Am	Matt Griffin	4:01.985	10	12	36.822	0.264	202.8
130	59 Luxury Racing	Ferrari 458 Italia	LMGTE Pro	Dominik Farnbacher	4:02.266	5	7	37.103	0.281	202.5
131	75 Prospeed Competition	Porsche 911 RSR (997)	LMGTE Am	Abdulaziz Alfaisal	4:02.702	16	17	37.539	0.436	202.2
132	81 AF Corse	Ferrari 458 Italia	LMGTE Am	Nicola Cadei	4:02.793	18	24	37.630	0.091	202.1
133	99 Aston Martin Racing	Aston Martin Vantage V8	LMGTE Am	Christoffer Nygaard	4:02.797	3	7	37.634	0.004	202.1
134	83 JMB Racing	Ferrari 458 Italia	LMGTE Am	Alain Ferte	4:02.931	9	10	37.768	0.134	202.0
135	73 Corvette Racing	Chevrolet Corvette C6 ZR1	LMGTE Pro	Jordan Taylor	4:03.075	15	23	37.912	0.144	201.8
136	58 Luxury Racing	Ferrari 458 Italia	LMGTE Am	Gunnar Jeannette	4:03.215	3	8	38.052	0.140	201.7



24 HEURES DU MANS

16-17 JUIN 2012



FIA WEC

80^e Edition des 24 Heures du Mans

Free Practice

Provisional Classification by Driver Fastest Lap

Nr	Team	Car	Class	Driver	Time	Lap	Total	Gap	Kph		
137	58	Luxury Racing	Ferrari 458 Italia	LMGTE Am	Pierre Ehret	4:03.734	8	14	38.571	0.519	201.3
138	67	Imsa Performance Matmut	Porsche 911 RSR (997)	LMGTE Am	Raymond Narac	4:04.104	9	13	38.941	0.370	201.0
139	58	Luxury Racing	Ferrari 458 Italia	LMGTE Am	Franck Montecalvo	4:04.167	14	15	39.004	0.063	200.9
140	50	Larbre Competition	Chevrolet Corvette C6 ZR1	LMGTE Am	Patrick Bornhauser	4:04.430	7	13	39.267	0.263	200.7
141	29	Gulf Racing Middle East	Lola B12/80 Coupe - Nissan	LMP2	Keiko Ihara	4:05.125	6	6	39.962	0.695	200.2
142	88	Team Felbermayr-Proton	Porsche 911 RSR (997)	LMGTE Am	Gianluca Roda	4:05.906	15	16	40.743	0.781	199.5
143	61	AF Corse-Waltrip	Ferrari 458 Italia	LMGTE Am	Rui Aguas	4:05.952	4	5	40.789	0.046	199.5
144	55	JWA-Avila	Porsche 911 RSR (997)	LMGTE Am	Joël Camathias	4:05.977	8	9	40.814	0.025	199.5
145	71	AF Corse	Ferrari 458 Italia	LMGTE Pro	Marco Cioci	4:06.118	6	7	40.955	0.141	199.4
146	81	AF Corse	Ferrari 458 Italia	LMGTE Am	Piergiuseppe Perazzini	4:06.156	11	12	40.993	0.038	199.3
147	88	Team Felbermayr-Proton	Porsche 911 RSR (997)	LMGTE Am	Christian Ried	4:06.558	9	17	41.395	0.402	199.0
148	57	Krohn Racing	Ferrari 458 Italia	LMGTE Am	Tracy Krohn	4:06.849	20	33	41.686	0.291	198.8
149	70	Larbre Competition	Chevrolet Corvette C6 ZR1	LMGTE Am	Jean-Philippe Belloc	4:07.566	6	10	42.403	0.717	198.2
150	79	Flying Lizard Motorsports	Porsche 911 RSR (997)	LMGTE Am	Seth Neiman	4:08.466	7	11	43.303	0.900	197.5
151	75	Prospeed Competition	Porsche 911 RSR (997)	LMGTE Am	Bret Curtis	4:08.525	14	16	43.362	0.059	197.4
152	61	AF Corse-Waltrip	Ferrari 458 Italia	LMGTE Am	Brian Vickers	4:08.563	11	19	43.400	0.038	197.4
153	67	Imsa Performance Matmut	Porsche 911 RSR (997)	LMGTE Am	Anthony Pons	4:08.638	17	20	43.475	0.075	197.3
154	66	JMW Motorsport	Ferrari 458 Italia	LMGTE Pro	Roger Wills	4:09.110	5	6	43.947	0.472	197.0
155	70	Larbre Competition	Chevrolet Corvette C6 ZR1	LMGTE Am	Christophe Bourret	4:10.144	8	14	44.981	1.034	196.1
156	55	JWA-Avila	Porsche 911 RSR (997)	LMGTE Am	Markus Palttala	4:10.423	9	9	45.260	0.279	195.9
157	83	JMB Racing	Ferrari 458 Italia	LMGTE Am	Philippe Iliano	4:11.222	11	20	46.059	0.799	195.3
158	83	JMB Racing	Ferrari 458 Italia	LMGTE Am	Manuel Rodrigues	4:12.921	2	17	47.758	1.699	194.0
159	61	AF Corse-Waltrip	Ferrari 458 Italia	LMGTE Am	Robert Kauffman	4:15.445	6	14	50.282	2.524	192.1
160	70	Larbre Competition	Chevrolet Corvette C6 ZR1	LMGTE Am	Pascal Gibon	4:16.494	5	17	51.331	1.049	191.3
161	66	JMW Motorsport	Ferrari 458 Italia	LMGTE Pro	James Walker	4:25.041	2	2	59.878	8.547	185.1
162	16	Pescarolo Team	Pescarolo 03 - Judd	LMP1	Jean-Christophe Boullion	6:43.186	1	1	3'18.023	2'18.145	121.7
163	55	JWA-Avila	Porsche 911 RSR (997)	LMGTE Am	Paul Daniels	12:11.423	1	15	8'46.260	5'28.237	67.1
164	8	Toyota Racing	Toyota TS 030 - Hybrid	LMP1	Stéphane Sarrazin						
165	8	Toyota Racing	Toyota TS 030 - Hybrid	LMP1	Sébastien Buemi						
166	43	Extreme Limit Aric	Norma MP 2000 - Judd	LMP2	Philippe Thirion						
167	57	Krohn Racing	Ferrari 458 Italia	LMGTE Am	Michele Rugolo						
168	57	Krohn Racing	Ferrari 458 Italia	LMGTE Am	Niclas Jansson						

Published at:

Track Status:

DRY

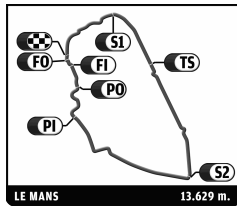
Race Director: Daniel Poissenot

Timekeeper: Christian Crucifix



24 HEURES DU MANS

16-17 JUN 2012



FIA WEC

80^e Edition des 24 Heures du Mans

After Free Practice

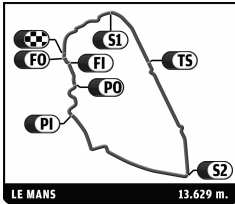
Provisional Classification by Driver And Class Fastest Lap

Nr	Team	Car	Class	Driver	Time	Laps	Gap	Kph	Session
LMP1									
1	1 Audi Sport Team Joest	Audi R18 e-Iron quattro	LMP1	André Lotterer	3:25.163	15		239.1	Free Practice
2	2 Audi Sport Team Joest	Audi R18 e-Iron quattro	LMP1	Tom Kristensen	3:26.494	14	1.331	237.6	Free Practice
3	1 Audi Sport Team Joest	Audi R18 e-Iron quattro	LMP1	Benoît Treliuyer	3:27.230	24	2.067	236.8	Free Practice
4	3 Audi Sport Team Joest	Audi R18 Ultra	LMP1	Marc Gené	3:27.494	20	2.331	236.5	Free Practice
5	1 Audi Sport Team Joest	Audi R18 e-Iron quattro	LMP1	Marcel Fässler	3:27.579	17	2.416	236.4	Free Practice
6	2 Audi Sport Team Joest	Audi R18 e-Iron quattro	LMP1	Dindo Capello	3:27.582	27	2.419	236.4	Free Practice
7	3 Audi Sport Team Joest	Audi R18 Ultra	LMP1	Loic Duval	3:27.671	18	2.508	236.3	Free Practice
8	4 Audi Sport North America	Audi R18 Ultra	LMP1	Oliver Jarvis	3:27.885	22	2.722	236.0	Free Practice
9	4 Audi Sport North America	Audi R18 Ultra	LMP1	Marco Bonanomi	3:28.356	14	3.193	235.5	Free Practice
10	7 Toyota Racing	Toyota TS 030 - Hybrid	LMP1	Kazuki Nakajima	3:28.421	18	3.258	235.4	Free Practice
11	7 Toyota Racing	Toyota TS 030 - Hybrid	LMP1	Alexander Wurz	3:28.459	19	3.296	235.4	Free Practice
12	3 Audi Sport Team Joest	Audi R18 Ultra	LMP1	Romain Dumas	3:28.570	16	3.407	235.2	Free Practice
13	4 Audi Sport North America	Audi R18 Ultra	LMP1	Mike Rockenfeller	3:29.278	24	4.115	234.4	Free Practice
14	7 Toyota Racing	Toyota TS 030 - Hybrid	LMP1	Nicolas Lapierre	3:29.535	16	4.372	234.2	Free Practice
15	8 Toyota Racing	Toyota TS 030 - Hybrid	LMP1	Anthony Davidson	3:30.162	5	4.999	233.5	Free Practice
16	21 Strakka Racing	HPD ARX 03a - Honda	LMP1	Danny Watts	3:31.651	13	6.488	231.8	Free Practice
17	2 Audi Sport Team Joest	Audi R18 e-Iron quattro	LMP1	Allan McNish	3:32.422	5	7.259	231.0	Free Practice
18	21 Strakka Racing	HPD ARX 03a - Honda	LMP1	Jonny Kane	3:34.022	10	8.859	229.2	Free Practice
19	17 Pescarolo Team	Dome - Judd	LMP1	Sébastien Bourdais	3:34.035	21	8.872	229.2	Free Practice
20	12 Rebellion Racing	Lola B12/60 Coupe - Toyota	LMP1	Neel Jani	3:34.154	18	8.991	229.1	Free Practice
21	22 JRM	HPD ARX 03a - Honda	LMP1	David Brabham	3:34.641	20	9.478	228.6	Free Practice
22	12 Rebellion Racing	Lola B12/60 Coupe - Toyota	LMP1	Nicolas Prost	3:35.242	17	10.079	227.9	Free Practice
23	13 Rebellion Racing	Lola B12/60 Coupe - Toyota	LMP1	Andrea Belicchi	3:35.395	15	10.232	227.8	Free Practice
24	12 Rebellion Racing	Lola B12/60 Coupe - Toyota	LMP1	Nick Heidfeld	3:35.689	17	10.526	227.5	Free Practice
25	13 Rebellion Racing	Lola B12/60 Coupe - Toyota	LMP1	Jeroen Bleekemolen	3:37.020	11	11.857	226.1	Free Practice
26	22 JRM	HPD ARX 03a - Honda	LMP1	Karun Chandhok	3:37.555	7	12.392	225.5	Free Practice
27	15 Oak Racing	Oak Pescarolo - Judd	LMP1	Domonik Kraihamer	3:37.843	13	12.680	225.2	Free Practice
28	15 Oak Racing	Oak Pescarolo - Judd	LMP1	Bertrand Baguette	3:38.414	20	13.251	224.6	Free Practice
29	15 Oak Racing	Oak Pescarolo - Judd	LMP1	Franck Montagny	3:38.433	18	13.270	224.6	Free Practice
30	17 Pescarolo Team	Dome - Judd	LMP1	Nicolas Minassian	3:38.891	11	13.728	224.1	Free Practice
31	17 Pescarolo Team	Dome - Judd	LMP1	Seiji Ara	3:38.972	12	13.809	224.1	Free Practice
32	16 Pescarolo Team	Pescarolo 03 - Judd	LMP1	Emmanuel Collard	3:39.656	19	14.493	223.4	Free Practice
33	21 Strakka Racing	HPD ARX 03a - Honda	LMP1	Nick Leventis	3:40.819	26	15.656	222.2	Free Practice
34	13 Rebellion Racing	Lola B12/60 Coupe - Toyota	LMP1	Harold Primat	3:41.146	9	15.983	221.9	Free Practice
35	16 Pescarolo Team	Pescarolo 03 - Judd	LMP1	Stuart Hall	3:47.059	17	21.896	216.1	Free Practice
36	22 JRM	HPD ARX 03a - Honda	LMP1	Peter Dumbreck	3:57.272	2	32.109	206.8	Free Practice
37	16 Pescarolo Team	Pescarolo 03 - Judd	LMP1	Jean-Christophe Boullion	6:43.186	1	3'18.023	121.7	Free Practice
1	8 Toyota Racing	Toyota TS 030 - Hybrid	LMP1	Stéphane Sarrazin					
2	8 Toyota Racing	Toyota TS 030 - Hybrid	LMP1	Sébastien Buemi					
LMP2									
1	44 Starworks Motorsport	HPD ARX 03b - Honda	LMP2	Thomas Kimber-Smith	3:39.669	12		223.4	Free Practice
2	38 Jota	Zytek Z11SN - Nissan	LMP2	Sam Hancock	3:40.167	19	0.498	222.9	Free Practice
3	48 Murphy Prototypes	Oreca 03 - Nissan	LMP2	Warren Hughes	3:40.578	19	0.909	222.4	Free Practice
4	24 Oak Racing	Morgan - Judd	LMP2	Olivier Pla	3:40.727	16	1.058	222.3	Free Practice
5	26 Signatech Nissan	Oreca 03 - Nissan	LMP2	Pierre Ragues	3:40.734	12	1.065	222.3	Free Practice
6	45 Boutsen Ginion Racing	Oreca 03 - Nissan	LMP2	Shinji Nakano	3:40.809	20	1.140	222.2	Free Practice
7	24 Oak Racing	Morgan - Judd	LMP2	Matthieu Lahaye	3:40.902	20	1.233	222.1	Free Practice
8	49 Pecom Racing	Oreca 03 - Nissan	LMP2	Soheil Ayari	3:41.008	12	1.339	222.0	Free Practice
9	49 Pecom Racing	Oreca 03 - Nissan	LMP2	Pierre Kaffer	3:41.181	10	1.512	221.8	Free Practice
10	42 Greaves Motorsport	Zytek Z11SN - Nissan	LMP2	Martin Brundle	3:41.426	10	1.757	221.6	Free Practice
11	26 Signatech Nissan	Oreca 03 - Nissan	LMP2	Nelson Panciatichi	3:41.566	21	1.897	221.4	Free Practice
12	25 ADR-Delta	Oreca 03 - Nissan	LMP2	Jan Charouz	3:41.660	13	1.991	221.3	Free Practice
13	42 Greaves Motorsport	Zytek Z11SN - Nissan	LMP2	Lucas Ordoñez	3:41.758	9	2.089	221.3	Free Practice
14	33 Level 5 Motorsport	HPD ARX 03b - Honda	LMP2	Christophe Bouchut	3:41.825	15	2.156	221.2	Free Practice
15	46 Thiriet By TDS Racing	Oreca 03 - Nissan	LMP2	Mathias Beche	3:41.832	14	2.163	221.2	Free Practice
16	46 Thiriet By TDS Racing	Oreca 03 - Nissan	LMP2	Christophe Tinseau	3:41.899	16	2.230	221.1	Free Practice
17	44 Starworks Motorsport	HPD ARX 03b - Honda	LMP2	Ryan Dalziel	3:41.953	8	2.284	221.1	Free Practice
18	26 Signatech Nissan	Oreca 03 - Nissan	LMP2	Roman Rusinov	3:42.216	21	2.547	220.8	Free Practice
19	41 Greaves Motorsport	Zytek Z11SN - Nissan	LMP2	Ricardo Gonzalez	3:42.371	8	2.702	220.6	Free Practice
20	33 Level 5 Motorsport	HPD ARX 03b - Honda	LMP2	Luis Diaz	3:42.387	18	2.718	220.6	Free Practice



24 HEURES DU MANS

16-17 JUN 2012



FIA WEC

80^e Edition des 24 Heures du Mans

Free Practice

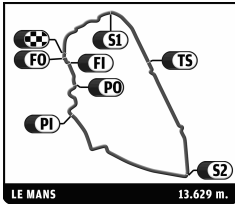
Best Sector Times

SECTOR 1			SECTOR 2			SECTOR 3			Pos	Team	Cl	Ideal Lap	Best Lap
Pos	Driver	Time	Driver	Time	Driver	Time	Pos	Team					
1	B.Treluyer	32.172	A.Lotterer	1:19.678	A.Lotterer	1:32.948	1	Audi Sport Team Joest	LMP1	3'24.798	3:25.163	(1)	
2	K.Nakajima	32.232	O.Jarvis	1:20.291	T.Kristensen	1:33.538	2	Audi Sport Team Joest	LMP1	3'26.319	3:26.494	(2)	
3	R.Dumas	32.320	A.Wurz	1:20.370	L.Duval	1:33.812	3	Audi Sport Team Joest	LMP1	3'26.613	3:27.494	(3)	
4	T.Kristensen	32.405	T.Kristensen	1:20.376	K.Nakajima	1:34.206	4	Toyota Racing	LMP1	3'26.808	3:28.421	(5)	
5	M.Bonomi	32.462	R.Dumas	1:20.481	O.Jarvis	1:34.320	5	Audi Sport North America	LMP1	3'27.073	3:27.885	(4)	
6	A.Belicchi	32.899	A.Davidson	1:21.362	A.Davidson	1:35.366	6	Toyota Racing	LMP1	3'30.162	3:30.162	(6)	
7	D.Watts	33.132	D.Brabham	1:22.204	D.Watts	1:35.794	7	Strakka Racing	LMP1	3'31.147	3:31.651	(7)	
8	N.Heidfeld	33.330	D.Watts	1:22.221	N.Jani	1:37.306	8	Rebellion Racing	LMP1	3'33.525	3:34.154	(9)	
9	A.Davidson	33.434	S.Bourdais	1:22.861	S.Bourdais	1:37.360	9	Pescarolo Team	LMP1	3'33.716	3:34.035	(8)	
10	D.Brabham	33.461	N.Prost	1:22.889	A.Belicchi	1:37.565	10	JRM	LMP1	3'33.858	3:34.641	(10)	
11	S.Bourdais	33.495	J.Bleekemolen	1:23.630	D.Brabham	1:38.193	11	Rebellion Racing	LMP1	3'34.094	3:35.395	(11)	
12	B.Baguet	33.913	B.Baguet	1:23.804	D.Kraihamer	1:39.271	12	Oak Racing	LMP1	3'36.988	3:37.843	(12)	
13	M.Beche	34.073	E.Collard	1:25.091	E.Collard	1:39.643	13	Pescarolo Team	LMP1	3'39.022	3:39.656	(13)	
14	S.Hancock	34.153	T.Kimber-Smith	1:25.587	S.Hancock	1:39.749	14	Starworks Motorsport	LMP2	3'39.669	3:39.669	(14)	
15	T.Kimber-Smith	34.156	S.Ayari	1:25.628	T.Kimber-Smith	1:39.926	15	Jota	LMP2	3'39.771	3:40.167	(15)	
16	E.Collard	34.288	O.Pla	1:25.650	W.Hughes	1:40.006	16	Pecom Racing	LMP2	3'40.210	3:41.008	(20)	
17	Y.Buurman	34.338	M.Beche	1:25.757	P.Kaffer	1:40.152	17	Murphy Prototypes	LMP2	3'40.214	3:40.578	(16)	
18	N.Panciatichi	34.341	W.Hughes	1:25.840	O.Pla	1:40.179	18	Oak Racing	LMP2	3'40.330	3:40.727	(17)	
19	R.Gonzalez	34.357	S.Hancock	1:25.869	P.Ragues	1:40.223	19	Signatech Nissan	LMP2	3'40.505	3:40.734	(18)	
20	A.Brundle	34.362	N.Panciatichi	1:25.941	S.Nakano	1:40.236	20	Boutsen Ginion Racing	LMP2	3'40.713	3:40.809	(19)	
21	W.Hughes	34.368	C.Bouchut	1:26.015	M.Brundle	1:40.414	21	Thiriet By TDS Racing	LMP2	3'40.864	3:41.832	(24)	
22	S.Nakano	34.421	S.Nakano	1:26.056	J.Martin	1:40.733	22	Greaves Motorsport	LMP2	3'40.933	3:41.426	(21)	
23	S.Ayari	34.430	Y.Charouz	1:26.072	C.Tinseau	1:41.034	23	ADR-Delta	LMP2	3'41.466	3:41.660	(22)	
24	M.Lahaye	34.501	B.Leinders	1:26.115	C.Bouchut	1:41.063	24	Level 5 Motorsport	LMP2	3'41.637	3:41.825	(23)	
25	C.Bouchut	34.559	A.Brundle	1:26.157	R.Gonzalez	1:41.066	25	Oak Racing	LMP2	3'42.279	3:42.439	(26)	
26	J.Tresson	34.642	S.Motoyama	1:26.225	M.Martin	1:41.384	26	Greaves Motorsport	LMP2	3'42.371	3:42.371	(25)	
27	J.Charouz	34.661	Y.Buurman	1:26.585	Y.Buurman	1:41.470	27	Status Grand Prix	LMP2	3'42.393	3:43.554	(27)	
28	M.Martin	34.780	O.Lombard	1:26.845	O.Lombard	1:41.592	28	Signatech Nissan	LMP2	3'43.079	3:43.577	(29)	
29	S.Johansson	34.812	L.Badey	1:26.895	R.Meichtry	1:41.900	29	Highcroft Racing	CDNT	3'43.245	3:43.576	(28)	
30	S.Motoyama	34.880	R.Meichtry	1:26.942	S.Motoyama	1:42.140	30	Race Performance	LMP2	3'43.751	3:43.751	(30)	
31	R.Meichtry	34.909	R.Gonzalez	1:26.948	S.Johansson	1:42.955	31	Gulf Racing Middle East	LMP2	3'44.662	3:45.829	(31)	
32	T.Holzer	35.210	T.Holzer	1:27.247	T.Holzer	1:44.220	32	Lotus	LMP2	3'46.677	3:47.061	(32)	
33	F.Rosier	35.793	F.Rosier	1:27.837	F.Rosier	1:44.503	33	Extreme Limit Aric	LMP2	3'48.133	3:48.380	(33)	
34	J.Deletraz	35.904	M.Rostan	1:28.338	J.Deletraz	1:45.583	34	Gulf Racing Middle East	LMP2	3'49.825	3:50.666	(34)	
35	D.Turner	36.945	D.Turner	1:31.570	O.Gavin	1:48.233	35	Aston Martin Racing	LMGTE Pro	3'57.036	3:57.036	(35)	
36	G.Bruni	37.021	A.Simonsen	1:31.733	J.Melo	1:48.316	36	Corvette Racing	LMGTE Pro	3'57.311	3:57.508	(37)	
37	O.Gavin	37.061	J.Melo	1:31.822	D.Turner	1:48.521	37	Luxury Racing	LMGTE Pro	3'57.478	3:57.478	(36)	
38	W.Henzler	37.316	T.Vilander	1:31.996	M.Lieb	1:48.564	38	AF Corse	LMGTE Pro	3'57.602	3:57.735	(38)	
39	J.Melo	37.340	O.Gavin	1:32.017	T.Vilander	1:48.585	39	Team Felbermayr-Proton	LMGTE Pro	3'57.944	3:58.543	(40)	
40	J.Bergmeister	37.358	R.Lietz	1:32.064	P.Pilet	1:48.710	40	Flying Lizard Motorsports	LMGTE Am	3'58.267	3:58.267	(39)	
41	P.Pilet	37.384	A.Bertolini	1:32.090	J.Bergmeister	1:48.914	41	Aston Martin Racing	LMGTE Am	3'58.455	3:58.753	(41)	
42	P.Lamy	37.409	P.Pilet	1:32.173	P.Lamy	1:48.997	42	Flying Lizard Motorsports	LMGTE Pro	3'58.701	3:58.930	(42)	
43	A.Simonsen	37.459	A.Garcia	1:32.241	O.Beretta	1:49.056	43	AF Corse	LMGTE Pro	3'58.743	3:59.135	(43)	
44	A.Garcia	37.527	J.Bergmeister	1:32.429	A.Garcia	1:49.152	44	Corvette Racing	LMGTE Pro	3'58.920	3:59.480	(45)	
45	A.Bertolini	37.597	P.Ruberli	1:32.494	A.Simonsen	1:49.263	45	Larbre Competition	LMGTE Am	3'59.120	3:59.186	(44)	
46	M.Griffin	37.706	N.Armindo	1:32.603	J.Cocker	1:49.430	46	JMW Motorsport	LMGTE Pro	4'00.231	4:00.231	(46)	
47	J.Cocker	37.716	N.Cadei	1:32.604	N.Armindo	1:50.062	47	Imsa Performance Matmut	LMGTE Am	4'00.513	4:00.800	(47)	
48	S.Edwards	37.734	P.Lamy	1:32.714	P.Ruberli	1:50.141	48	Team Felbermayr-Proton	LMGTE Am	4'00.528	4:00.834	(48)	
49	N.Armindo	37.848	J.Cocker	1:33.085	S.Edwards	1:50.622	49	AF Corse	LMGTE Am	4'01.387	4:01.985	(50)	
50	P.Ruberli	37.893	A.Alfaisal	1:33.139	N.Cadei	1:51.077	50	Prospeed Competition	LMGTE Am	4'01.495	4:01.721	(49)	
51	C.Jeannette	38.168	G.Jeannette	1:33.317	A.Ferte	1:51.097	51	Luxury Racing	LMGTE Am	4'02.582	4:03.215	(52)	
52	A.Ferte	38.310	A.Ferte	1:33.524	G.Jeannette	1:51.097	52	JMB Racing	LMGTE Am	4'02.931	4:02.931	(51)	



24 HEURES DU MANS

16-17 JUN 2012



FIA WEC
80^e Edition des 24 Heures du Mans
Free Practice

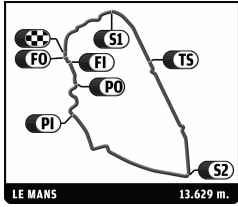
Best Sector Times

SECTOR 1			SECTOR 2		SECTOR 3		Pos	Team	Cl	Ideal Lap	Best Lap
Pos	Driver	Time	Driver	Time	Driver	Time					
53	61 R.Aguas	38.541	61 R.Aguas	1:33.679	55 J.Camathias	1:52.813	53	61 AF Corse-Waltrip	LMGTE Am	4:05.495	4:05.952 (53)
54	55 J.Camathias	38.755	55 J.Camathias	1:34.360	70 J.Belloc	1:52.821	54	55 JWA-Avila	LMGTE Am	4:05.928	4:05.977 (54)
55	57 T.Krohn	38.775	70 J.Belloc	1:34.534	57 T.Krohn	1:53.037	55	57 Krohn Racing	LMGTE Am	4:06.433	4:06.849 (55)
56	70 J.Belloc	39.102	57 T.Krohn	1:34.621	61 R.Aguas	1:53.275	56	70 Larbre Competition	LMGTE Am	4:06.457	4:07.566 (56)



24 HEURES DU MANS

16-17 JUN 2012



FIA WEC
80^e Edition des 24 Heures du Mans
Free Practice

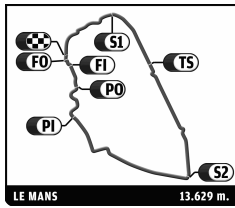
Best Specific Sectors

Pos	T6			T7			PORSCHE			FORD			T6+ T7		
	Driver	Time	Kph	Driver	Time	Kph	Driver	Time	Kph	Driver	Time	Kph	Driver	Time	Kph
1	7 A. Wurz	3.089	180,4	7 A. Wurz	3.653	240,7	1 B. Treluyer	15.703	258,5	7 A. Wurz	5.430	171,4	7 A.Wurz	6.742	213,1
2	1 B. Treluyer	3.111	179,1	2D. Capello	3.703	237,4	3 L. Duval	15.774	257,4	1 B. Treluyer	5.483	169,8	1 B.Treluyer	6.824	210,5
3	2 D. Capello	3.151	176,9	1 B. Treluyer	3.705	237,3	2 D. Capello	16.075	252,6	3 L. Duval	5.524	168,5	2 D.Capello	6.877	208,9
4	8 A. Davidson	3.217	173,2	8 A. Davidson	3.740	235,1	4 M. Rockenfeller	16.081	252,5	2 D. Capello	5.552	167,6	3 L.Duval	7.005	205,1
5	3 L. Duval	3.222	173,0	3L. Duval	3.775	232,9	7 A. Wurz	16.091	252,3	4 M. Rockenfeller	5.556	167,5	4 M.Rockenfelder	7.055	203,6
6	21 J. Kane	3.273	170,3	4M. Rockenfeller	3.776	232,8	21 J. Kane	16.404	247,5	13 J. Bleekemolen	5.702	163,2	8 A.Davidson	7.083	202,8
7	4 M. Rockenfeller	3.275	170,2	21J. Kane	3.820	230,1	17 N. Minassian	16.711	242,9	17 N. Minassian	5.705	163,2	21 J.Kane	7.096	202,4
8	12 N. Prost	3.285	169,6	12N. Prost	3.857	227,9	12 N. Prost	16.765	242,2	33 S. Tucker	5.710	163,0	12 N.Prost	7.142	201,1
9	17 N. Minassian	3.323	167,7	22D. Brabham	3.872	227,0	13 J. Bleekemolen	17.107	237,3	44 R. Dalziel	5.720	162,7	13 J.Bleekemolen	7.256	198,0
10	13 J. Bleekemolen	3.344	166,7	13J. Bleekemolen	3.912	224,7	8 A. Davidson	17.144	236,8	21 J. Kane	5.765	161,5	17 N.Minassian	7.261	197,8
11	38 S. Hancock	3.369	165,4	17N. Minassian	3.927	223,9	45 S. Nakano	17.156	236,6	26 R. Rusinov	5.803	160,4	22 D.Brabham	7.263	197,8
12	45 S. Nakano	3.377	165,0	15B. Baguette	3.955	222,3	25 J. Martin	17.181	236,3	38 S. Hancock	5.804	160,4	16 S.Hall	7.337	195,8
13	16 S. Hall	3.381	164,8	16 S. Hall	3.956	222,2	48 B. Hartley	17.272	235,1	12 N. Prost	5.813	160,1	15 B.Baguette	7.340	195,7
14	26 R. Rusinov	3.384	164,7	38S. Hancock	4.004	219,6	26 R. Rusinov	17.272	235,1	48 B. Hartley	5.856	158,9	38 S.Hancock	7.373	194,8
15	15 B. Baguette	3.385	164,6	35 B. Leinders	4.005	219,5	49 P. Kaffer	17.288	234,8	8 A. Davidson	5.865	158,7	45 S.Nakano	7.387	194,4
16	42 A. Brundle	3.386	164,6	45S. Nakano	4.010	219,2	24 J. Nicolet	17.312	234,5	49 P. Kaffer	5.881	158,3	42 A.Brundle	7.399	194,1
17	22 D. Brabham	3.391	164,3	42A. Brundle	4.013	219,1	22 D. Brabham	17.352	234,0	24 J. Nicolet	5.887	158,1	26 R.Rusinov	7.418	193,6
18	44 R. Dalziel	3.400	163,9	46 C. Tinseau	4.019	218,7	23 O. Lombard	17.403	233,3	16 S. Hall	5.900	157,8	44 R.Dalziel	7.424	193,5
19	33 S. Tucker	3.404	163,7	49P. Kaffer	4.021	218,6	15 B. Baguette	17.423	233,0	15 B. Baguette	5.918	157,3	33 S.Tucker	7.434	193,2
20	28 L. Badey	3.404	163,7	26 R. Rusinov	4.021	218,6	30 A. Sims	17.425	233,0	80 J. Bergmeister	5.965	156,0	48 B.Hartley	7.444	193,0
21	48 B. Hartley	3.407	163,6	44 R. Dalziel	4.024	218,5	46 C. Tinseau	17.429	232,9	30 A. Sims	5.999	155,2	28 L.Badey	7.447	192,9
22	49 P. Kaffer	3.425	162,7	33S. Tucker	4.030	218,1	42 A. Brundle	17.430	232,9	41 C. Zugel	6.005	155,0	49 P.Kaffer	7.452	192,8
23	24 J. Nicolet	3.438	162,1	0M. Franchitti	4.031	218,1	16 S. Hall	17.431	232,9	46 C. Tinseau	6.011	154,8	46 C.Tinseau	7.467	192,4
24	23 O. Lombard	3.441	162,0	24J. Nicolet	4.033	218,0	38 S. Hancock	17.520	231,7	22 D. Brabham	6.011	154,8	35 B.Leinders	7.471	192,3
25	46 C. Tinseau	3.445	161,8	48B. Hartley	4.037	217,8	44 R. Dalziel	17.672	229,7	67 A. Pons	6.016	154,7	24 J.Nicolet	7.471	192,3
26	40 M. Frey	3.447	161,7	23O. Lombard	4.041	217,6	33 S. Tucker	17.737	228,9	71 A. Bertolini	6.017	154,7	23 O.Lombard	7.496	191,6
27	35 B. Leinders	3.456	161,3	28L. Badey	4.043	217,4	41 C. Zugel	17.848	227,5	23 O. Lombard	6.032	154,3	0 M.Franchitti	7.522	191,0
28	30 A. Sims	3.466	160,8	41 C. Zugel	4.054	216,9	40 M. Frey	17.898	226,8	51 T. Vilander	6.058	153,6	40 M.Frey	7.528	190,8
29	41 C. Zugel	3.479	160,2	25J. Martin	4.054	216,9	35 B. Leinders	17.974	225,9	42 A. Brundle	6.064	153,5	30 A.Sims	7.529	190,8
30	0 M. Franchitti	3.491	159,6	40M. Frey	4.063	216,4	28 L. Badey	18.164	223,5	66 J. Cocker	6.070	153,3	41 C.Zugel	7.533	190,7
31	25 J. Martin	3.511	158,7	30A. Sims	4.063	216,4	0 M. Franchitti	18.276	222,1	79 S. Pumpelly	6.077	152,5	25 J.Martin	7.569	189,8
32	29 J. Deletraz	3.528	158,0	31T. Holzer	4.074	215,8	43 F. Rosier	19.157	211,9	25 J. Martin	6.080	153,1	29 J.Deletraz	7.606	188,9
33	31 T. Holzer	3.537	157,6	29J. Deletraz	4.078	215,6	31 T. Holzer	19.373	209,6	35 B. Leinders	6.089	152,9	31 T.Holzer	7.611	188,7
34	43 F. Rosier	3.547	157,1	43F. Rosier	4.115	213,6	29 J. Deletraz	19.464	208,6	59 F. Makowiecki	6.111	152,3	43 F.Rosier	7.662	187,5
35	80 J. Bergmeister	3.576	155,8	80J. Bergmeister	4.317	203,6	97 A. Fernandez	19.905	204,0	73 J. Magnussen	6.129	151,9	80 J.Bergmeister	7.893	182,0
36	51 T. Vilander	3.581	155,6	99C. Nygaard	4.318	203,6	74 T. Milner	20.008	202,9	45 S. Nakano	6.156	151,2	59 F.Makowiecki	7.914	181,5
37	59 F. Makowiecki	3.591	155,2	97 A. Fernandez	4.318	203,6	51 T. Vilander	20.108	201,9	74 T. Milner	6.181	150,6	51 T.Vilander	7.917	181,4
38	74 T. Milner	3.597	154,9	88 G. Roda	4.319	203,5	50 P. Bornhauser	20.115	201,8	31 T. Holzer	6.187	150,4	74 T.Milner	7.925	181,2
39	77 M. Lieb	3.623	153,8	74T. Milner	4.321	203,5	77 M. Lieb	20.120	201,8	77 M. Lieb	6.188	150,4	77 M.Lieb	7.950	180,7
40	88 G. Roda	3.636	153,3	59F. Makowiecki	4.323	203,4	73 J. Magnussen	20.355	199,5	43 F. Rosier	6.197	150,2	88 G.Roda	7.955	180,6
41	73 J. Magnussen	3.639	153,1	77 M. Lieb	4.327	203,2	59 F. Makowiecki	20.356	199,4	40 M. Frey	6.210	149,9	73 J.Magnussen	7.972	180,2
42	81 N. Cadei	3.658	152,3	50P. Bornhauser	4.328	203,1	99 C. Nygaard	20.465	198,4	28 L. Badey	6.217	149,7	50 P.Bornhauser	7.995	179,7
43	79 S. Pumpelly	3.660	152,3	73J. Magnussen	4.332	202,9	71 A. Bertolini	20.473	198,3	88 G. Roda	6.234	149,3	97 A.Fernandez	8.012	179,3
44	50 P. Bornhauser	3.664	152,1	51T. Vilander	4.333	202,9	80 J. Bergmeister	20.505	198,0	99 C. Nygaard	6.267	148,5	81 N.Cadei	8.012	179,3
45	71 A. Bertolini	3.683	151,3	71 A. Bertolini	4.345	202,3	79 P. Pilet	20.519	197,9	75 S. Edwards	6.271	148,4	79 S.Pumpelly	8.019	179,1
46	67 A. Pons	3.688	151,1	81N. Cadei	4.348	202,2	66 J. Cocker	20.581	197,3	50 P. Bornhauser	6.302	147,7	71 A.Bertolini	8.051	178,4
47	66 J. Cocker	3.690	151,0	79S. Pumpelly	4.351	202,1	67 A. Pons	20.759	195,6	0 M. Franchitti	6.327	147,1	66 J.Cocker	8.059	178,2
48	97 A. Fernandez	3.694	150,9	66J. Cocker	4.365	201,4	83 A. Ferte	20.807	195,1	97 A. Fernandez	6.370	146,1	99 C.Nygaard	8.071	178,0
49	58 F. Montecalvo	3.709	150,3	83A. Ferte	4.378	200,8	75 S. Edwards	20.919	194,1	58 F. Montecalvo	6.392	145,6	67 A.Pons	8.080	177,8
50	99 C. Nygaard	3.744	148,8	67A. Pons	4.385	200,5	88 G. Roda	20.977	193,5	81 N. Cadei	6.402	145,4	58 F.Montecalvo	8.107	177,2
51	83 A. Ferte	3.755	148,4	58F. Montecalvo	4.391	200,2	81 N. Cadei	20.994	193,4	61 R. Aguas	6.463	144,0	83 A.Ferte	8.133	176,6
52	75 S. Edwards	3.764	148,1	70J. Belloc	4.396	200,0	58 F. Montecalvo	20.999	193,3	83 A. Ferte	6.469	143,9	75 S.Edwards	8.161	176,0
53	61 R. Aguas	3.775	147,6	57T. Krohn	4.397	199,9	55 M. PalTTala	21.746	186,7	57 T. Krohn	6.522	142,7	57 T.Krohn	8.181	175,6
54	57 T. Krohn	3.781	147,4	75S. Edwards	4.397	199,9	70 J. Belloc	21.779	186,4	55 M. PalTTala	6.637	140,2	61 R.Aguas	8.189	175,4
55	55 M. PalTTala	3.809	146,3	61R. Aguas	4.414	199,2	61 R. Aguas	21.838	185,9	29 J. Deletraz	6.688	139,2	70 J.Belloc	8.256	174,0
56	70 J. Belloc	3.860	144,4	55M. PalTTala	4.448	197,6	57 T. Krohn	22.230	182,6	70 J. Belloc	6.828	136,3	55 M.PalTTala	8.261	173,9



24 HEURES DU MANS

16-17 JUN 2012



FIA WEC

80^e Edition des 24 Heures du Mans

Free Practice

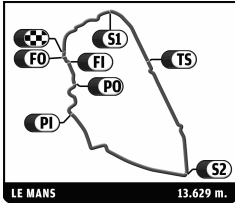
Best Top Speeds

Team	Car	Class	Top Speed Driver	Top 1		Top 2		Top 3		Top 4		Top 5		Avg
				Kph	Lap	Kph	Lap	Kph	Lap	Kph	Lap	Kph	Lap	
7 Toyota Racing	Toyota TS 030 - Hybrid	LMP1	A. Wurz	332.1	5	330.1	6	329.1	4	328.1	3	324.2	50	328,7
4 Audi Sport North America	Audi R18 Ultra	LMP1	M. Bonanomi	329.1	52	328.1	59	328.1	53	327.1	57	327.1	56	327,9
8 Toyota Racing	Toyota TS 030 - Hybrid	LMP1	A. Davidson	327.1	5	326.1	3	326.1	4	324.2	2	224.4	1	305,6
3 Audi Sport Team Joest	Audi R18 Ultra	LMP1	L. Duval	324.2	18	323.3	48	323.3	23	323.3	38	322.3	34	323,3
1 Audi Sport Team Joest	Audi R18 e-tron quattro	LMP1	M. Fässler	324.2	38	324.2	55	324.2	52	324.2	56	323.3	33	324,0
2 Audi Sport Team Joest	Audi R18 e-tron quattro	LMP1	A. McNish	323.3	45	323.3	44	322.3	19	322.3	46	321.4	43	322,5
17 Pescarolo Team	Dome - Judd	LMP1	N. Minassian	318.5	43	316.7	39	316.7	36	316.7	37	316.7	12	317,1
21 Strakka Racing	HPD ARX 03a - Honda	LMP1	N. Leventis	318.5	16	318.5	5	318.5	27	317.6	41	317.6	4	318,1
22 JRM	HPD ARX 03a - Honda	LMP1	D. Brabham	317.6	10	317.6	16	316.7	4	316.7	7	315.8	15	316,9
15 Oak Racing	Oak Pescarolo - Judd	LMP1	F. Montagny	314.9	31	314.0	4	313.1	23	313.1	30	313.1	11	313,6
12 Rebellion Racing	Lola B12/60 Coupe - Toyota	LMP1	N. Prost	314.0	16	313.1	12	313.1	24	313.1	26	312.2	14	313,1
13 Rebellion Racing	Lola B12/60 Coupe - Toyota	LMP1	H. Primat	313.1	13	313.1	8	312.2	27	311.3	35	311.3	20	312,2
16 Pescarolo Team	Pescarolo 03 - Judd	LMP1	E. Collard	309.5	19	309.5	36	309.5	20	309.5	5	308.6	11	309,3
24 Oak Racing	Morgan - Judd	LMP2	M. Lahaye	306.9	36	306.1	19	305.2	17	305.2	38	304.3	51	305,5
0 Highcroft Racing	Delta Wing Nissan	CDNT	S. Motoyama	306.9	17	305.2	21	304.3	26	303.5	20	302.7	25	304,5
35 Oak Racing	Morgan - Nissan	LMP2	M. Martin	306.9	22	306.1	11	306.1	54	306.1	5	305.2	30	306,1
33 Level 5 Motorsport	HPD ARX 03b - Honda	LMP2	C. Bouchut	303.5	33	301.0	41	301.0	11	301.0	15	300.2	17	301,3
46 Thiriet By TDS Racing	Oreca 03 - Nissan	LMP2	M. Beche	302.7	25	301.0	39	301.0	5	300.2	21	300.2	4	301,0
31 Lotus	Lola B12/80 Coupe - Lotus	LMP2	L. Moro	301.8	43	300.2	45	299.3	46	299.3	28	299.3	9	300,0
40 Race Performance	Oreca 03 - Judd	LMP2	M. Frey	301.8	12	301.0	3	301.0	4	300.2	38	300.2	10	300,8
25 ADR-Delta	Oreca 03 - Nissan	LMP2	J. Charouz	301.8	25	301.0	35	301.0	10	300.2	39	300.2	33	300,8
28 Gulf Racing Middle East	Lola B12/80 Coupe - Nissan	LMP2	S. Johansson	301.0	23	301.0	30	301.0	26	300.2	19	300.2	27	300,7
48 Murphy Prototypes	Oreca 03 - Nissan	LMP2	W. Hughes	301.0	45	300.2	27	300.2	42	300.2	33	300.2	21	300,4
44 Starworks Motorsport	HPD ARX 03b - Honda	LMP2	R. Dalziel	301.0	8	301.0	29	300.2	16	300.2	6	298.5	13	300,2
42 Greaves Motorsport	Zytek Z11SN - Nissan	LMP2	A. Brundle	300.2	5	299.3	7	299.3	15	299.3	30	298.5	8	299,3
49 Pecom Racing	Oreca 03 - Nissan	LMP2	P. Kaffer	299.3	3	298.5	14	298.5	7	297.7	22	296.9	25	298,2
38 Jota	Zytek Z11SN - Nissan	LMP2	S. Dolan	299.3	23	298.5	32	297.7	48	297.7	11	296.9	8	298,0
26 Signatech Nissan	Oreca 03 - Nissan	LMP2	N. Panciafichi	298.5	48	298.5	50	298.5	32	298.5	10	298.5	9	298,5
45 Boutsen Ginion Racing	Oreca 03 - Nissan	LMP2	B. Briere	298.5	18	296.9	25	296.9	12	296.9	36	296.9	14	297,2
41 Greaves Motorsport	Zytek Z11SN - Nissan	LMP2	R. Gonzalez	298.5	22	297.7	20	297.7	27	296.9	31	296.1	28	297,4
30 Status Grand Prix	Lola - Judd	LMP2	A. Sims	297.7	6	297.7	33	297.7	7	297.7	9	296.9	3	297,5
29 Gulf Racing Middle East	Lola B12/80 Coupe - Nissan	LMP2	K. Ihara	297.7	27	293.7	23	293.7	22	292.9	29	292.9	20	294,2
23 Signatech Nissan	Oreca 03 - Nissan	LMP2	O. Lombard	296.9	6	296.9	41	296.9	18	296.9	7	296.1	22	296,7
71 AF Corse	Ferrari 458 Italia	LMGTE Pro	A. Bertolini	296.1	18	292.1	17	292.1	14	292.1	8	291.4	15	292,8
43 Extreme Limit Aric	Norma MP 2000 - Judd	LMP2	F. Rosier	294.5	21	293.7	16	293.7	8	293.7	39	293.7	36	293,9
51 AF Corse	Ferrari 458 Italia	LMGTE Pro	T. Vilander	292.1	18	291.4	13	291.4	15	291.4	20	290.6	22	291,4
59 Luxury Racing	Ferrari 458 Italia	LMGTE Pro	F. Makowiecki	292.1	3	291.4	7	291.4	19	291.4	4	291.4	6	291,5
79 Flying Lizard Motorsports	Porsche 911 RSR (997)	LMGTE Am	S. Pumpelly	290.6	9	289.0	14	289.0	21	288.3	28	288.3	44	289,0
81 AF Corse	Ferrari 458 Italia	LMGTE Am	N. Cadei	289.8	7	289.8	19	289.0	43	289.0	42	288.3	23	289,2
73 Corvette Racing	Chevrolet Corvette C6 ZR1	LMGTE Pro	A. Garcia	289.0	24	288.3	5	287.5	16	286.8	45	286.8	4	287,7
58 Luxury Racing	Ferrari 458 Italia	LMGTE Am	P. Ehret	288.3	29	286.8	21	286.8	15	286.8	27	286.8	28	287,1
66 JMW Motorsport	Ferrari 458 Italia	LMGTE Pro	J. Cocker	288.3	10	287.5	11	286.8	12	286.0	5	286.0	13	286,9
67 Imsa Performance Matmut	Porsche 911 RSR (997)	LMGTE Am	A. Pons	288.3	38	288.3	40	287.5	20	287.5	42	287.5	39	287,8
99 Aston Martin Racing	Aston Martin Vantage V8	LMGTE Am	A. Simonsen	288.3	10	288.3	38	287.5	24	287.5	23	287.5	30	287,8
97 Aston Martin Racing	Aston Martin Vantage V8	LMGTE Pro	D. Turner	288.3	33	286.0	36	286.0	24	286.0	3	285.3	8	286,3
77 Team Felbermayr-Proton	Porsche 911 RSR (997)	LMGTE Pro	M. Lieb	287.5	7	286.8	8	286.0	28	285.3	22	285.3	27	286,2
61 AF Corse-Waltrip	Ferrari 458 Italia	LMGTE Am	R. Aguas	287.5	5	286.8	20	286.8	13	286.8	33	286.8	4	286,9
80 Flying Lizard Motorsports	Porsche 911 RSR (997)	LMGTE Pro	J. Bergmeister	287.5	4	286.0	30	286.0	20	286.0	34	285.3	13	286,2
88 Team Felbermayr-Proton	Porsche 911 RSR (997)	LMGTE Am	G. Roda	287.5	5	287.5	40	286.8	32	286.8	37	286.0	11	286,9
83 JMB Racing	Ferrari 458 Italia	LMGTE Am	P. Illiano	287.5	8	287.5	19	286.8	6	286.8	15	286.8	14	287,1
74 Corvette Racing	Chevrolet Corvette C6 ZR1	LMGTE Pro	R. Westbrook	286.8	50	286.8	27	286.8	33	286.8	14	286.0	32	286,6



24 HEURES DU MANS

16-17 JUIN 2012



FIA WEC

80^e Edition des 24 Heures du Mans

Free Practice

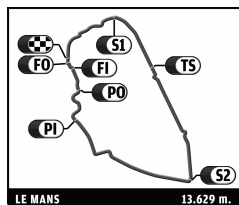
Best Top Speeds

Team	Car	Class	Top Speed Driver	Top 1		Top 2		Top 3		Top 4		Top 5		Avg
				Kph	Lap	Kph	Lap	Kph	Lap	Kph	Lap	Kph	Lap	
57 Krohn Racing	Ferrari 458 Italia	LMGTE Am	T. Krohn	286.8	16	286.8	18	286.8	5	286.0	6	286.0	7	286,5
55 JWA-Avila	Porsche 911 RSR (997)	LMGTE Am	J. Camathias	286.8	23	285.3	33	285.3	4	283.8	11	283.8	22	285,0
50 Larbre Competition	Chevrolet Corvette C6 ZR1	LMGTE Am	P. Lamy	286.8	17	286.0	13	285.3	41	284.5	16	284.5	12	285,4
70 Larbre Competition	Chevrolet Corvette C6 ZR1	LMGTE Am	C. Bourret	285.3	26	284.5	5	284.5	27	283.8	22	283.8	23	284,4
75 Prospeed Competition	Porsche 911 RSR (997)	LMGTE Am	A. Alfaisal	285.3	23	284.5	22	283.8	6	283.8	30	283.8	13	284,2



24 HEURES DU MANS

16-17 JUN 2012



FIA WEC

80^e Edition des 24 Heures du Mans

After Free Practice

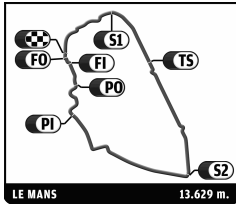
Event maximum speed

Team	Car	Class	Driver	Top Speed	Lap	Session
7 Toyota Racing	Toyota TS 030 - Hybrid	LMP1	Alexander Wurz	332.1	5	Free Practice
4 Audi Sport North America	Audi R18 Ultra	LMP1	Marco Bonanomi	329.1	52	Free Practice
8 Toyota Racing	Toyota TS 030 - Hybrid	LMP1	Anthony Davidson	327.1	5	Free Practice
1 Audi Sport Team Joest	Audi R18 e-tron quattro	LMP1	Marcel Fässler	324.2	38	Free Practice
3 Audi Sport Team Joest	Audi R18 Ultra	LMP1	Loic Duval	324.2	18	Free Practice
2 Audi Sport Team Joest	Audi R18 e-tron quattro	LMP1	Allan McNish	323.3	44	Free Practice
17 Pescarolo Team	Dome - Judd	LMP1	Nicolas Minassian	318.5	43	Free Practice
21 Strakka Racing	HPD ARX 03a - Honda	LMP1	Jonny Kane	318.5	5	Free Practice
22 JRM	HPD ARX 03a - Honda	LMP1	David Brabham	317.6	10	Free Practice
15 Oak Racing	Oak Pescarolo - Judd	LMP1	Franck Montagny	314.9	31	Free Practice
12 Rebellion Racing	Lola B12/60 Coupe - Toyota	LMP1	Nicolas Prost	314.0	16	Free Practice
13 Rebellion Racing	Lola B12/60 Coupe - Toyota	LMP1	Jeroen Bleekemolen	313.1	8	Free Practice
16 Pescarolo Team	Pescarolo 03 - Judd	LMP1	Stuart Hall	309.5	5	Free Practice
24 Oak Racing	Morgan - Judd	LMP2	Mathieu Lahaye	306.9	36	Free Practice
35 Oak Racing	Morgan - Nissan	LMP2	Maxime Martin	306.9	22	Free Practice
0 Highcroft Racing	Delta Wing Nissan	CDNT	Satoshi Motoyama	306.9	17	Free Practice
33 Level 5 Motorsport	HPD ARX 03b - Honda	LMP2	Christophe Bouchut	303.5	33	Free Practice
46 Thiriet By TDS Racing	Oreca 03 - Nissan	LMP2	Mathias Beche	302.7	25	Free Practice
25 ADR-Delta	Oreca 03 - Nissan	LMP2	Jan Charouz	301.8	25	Free Practice
31 Lotus	Lola B12/80 Coupe - Lotus	LMP2	Luca Moro	301.8	43	Free Practice
40 Race Performance	Oreca 03 - Judd	LMP2	Michel Frey	301.8	12	Free Practice
28 Gulf Racing Middle East	Lola B12/80 Coupe - Nissan	LMP2	Stefan Johansson	301.0	23	Free Practice
44 Starworks Motorsport	HPD ARX 03b - Honda	LMP2	Ryan Dalziel	301.0	8	Free Practice
48 Murphy Prototypes	Oreca 03 - Nissan	LMP2	Warren Hughes	301.0	45	Free Practice
42 Greaves Motorsport	Zytek Z11SN - Nissan	LMP2	Alex Brundle	300.2	5	Free Practice
38 Jota	Zytek Z11SN - Nissan	LMP2	Simon Dolan	299.3	23	Free Practice
49 Pecom Racing	Oreca 03 - Nissan	LMP2	Pierre Kaffer	299.3	3	Free Practice
26 Signatech Nissan	Oreca 03 - Nissan	LMP2	Roman Rusinov	298.5	9	Free Practice
41 Greaves Motorsport	Zytek Z11SN - Nissan	LMP2	Ricardo Gonzalez	298.5	22	Free Practice
45 Boutsen Ginion Racing	Oreca 03 - Nissan	LMP2	Bastien Briere	298.5	18	Free Practice
29 Gulf Racing Middle East	Lola B12/80 Coupe - Nissan	LMP2	Keiko Ihara	297.7	27	Free Practice
30 Status Grand Prix	Lola - Judd	LMP2	Alexander Sims	297.7	6	Free Practice
23 Signatech Nissan	Oreca 03 - Nissan	LMP2	Olivier Lombard	296.9	6	Free Practice
71 AF Corse	Ferrari 458 Italia	LMGTE Pro	Andrea Bertolini	296.1	18	Free Practice
43 Extreme Limit Aric	Norma MP 2000 - Judd	LMG2	Fabien Rosier	294.5	21	Free Practice
51 AF Corse	Ferrari 458 Italia	LMGTE Pro	Toni Vilander	292.1	18	Free Practice
59 Luxury Racing	Ferrari 458 Italia	LMGTE Pro	Frédéric Makowiecki	292.1	3	Free Practice
79 Flying Lizard Motorsports	Porsche 911 RSR (997)	LMGTE Am	Spencer Pumpelly	290.6	9	Free Practice
81 AF Corse	Ferrari 458 Italia	LMGTE Am	Nicola Cadei	289.8	7	Free Practice
73 Corvette Racing	Chevrolet Corvette C6 ZR1	LMGTE Pro	Antonio Garcia	289.0	24	Free Practice
66 JMW Motorsport	Ferrari 458 Italia	LMGTE Pro	Jonny Cocker	288.3	10	Free Practice
97 Aston Martin Racing	Aston Martin Vantage V8	LMGTE Pro	Darren Turner	288.3	33	Free Practice
58 Luxury Racing	Ferrari 458 Italia	LMGTE Am	Pierre Ehret	288.3	29	Free Practice
67 Insa Performance Matmut	Porsche 911 RSR (997)	LMGTE Am	Anthony Pons	288.3	38	Free Practice
99 Aston Martin Racing	Aston Martin Vantage V8	LMGTE Am	Allan Simonsen	288.3	10	Free Practice
77 Team Felbermayr-Proton	Porsche 911 RSR (997)	LMGTE Pro	Marc Lieb	287.5	7	Free Practice
80 Flying Lizard Motorsports	Porsche 911 RSR (997)	LMGTE Pro	Jörg Bergmeister	287.5	4	Free Practice
61 AF Corse-Waltrip	Ferrari 458 Italia	LMGTE Am	Rui Aguas	287.5	5	Free Practice
83 JMB Racing	Ferrari 458 Italia	LMGTE Am	Philippe Illiano	287.5	8	Free Practice
88 Team Felbermayr-Proton	Porsche 911 RSR (997)	LMGTE Am	Gianluca Roda	287.5	5	Free Practice
74 Corvette Racing	Chevrolet Corvette C6 ZR1	LMGTE Pro	Tommy Milner	286.8	14	Free Practice
50 Larbre Competition	Chevrolet Corvette C6 ZR1	LMGTE Am	Pedro Lamy	286.8	17	Free Practice
55 JWA-Avila	Porsche 911 RSR (997)	LMGTE Am	Joël Camathias	286.8	23	Free Practice
57 Krohn Racing	Ferrari 458 Italia	LMGTE Am	Tracy Krohn	286.8	5	Free Practice
70 Larbre Competition	Chevrolet Corvette C6 ZR1	LMGTE Am	Christophe Bourret	285.3	26	Free Practice
75 Prospeed Competition	Porsche 911 RSR (997)	LMGTE Am	Abdulaziz Alfaisal	285.3	23	Free Practice



24 HEURES DU MANS

16-17 JUN 2012



FIA WEC

80^e Edition des 24 Heures du Mans

Free Practice

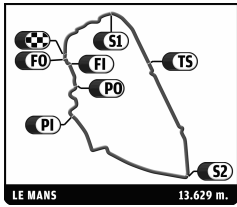
Fastest Lap Sequence

Practice Time	Team	Car	Class	Driver	Time	Kph	Lap
7:44.378	2 Audi Sport Team Joest	Audi R18 e-tron quattro	LMP1	Dindo Capello	3:38.298	224.8	2
7:56.440	1 Audi Sport Team Joest	Audi R18 e-tron quattro	LMP1	Benoit Treluyer	3:37.050	226.1	2
8:06.686	3 Audi Sport Team Joest	Audi R18 Ultra	LMP1	Loic Duval	3:36.830	226.3	2
11:26.770	4 Audi Sport North America	Audi R18 Ultra	LMP1	Mike Rockenfeller	3:35.983	227.2	3
11:30.164	1 Audi Sport Team Joest	Audi R18 e-tron quattro	LMP1	Benoit Treluyer	3:33.724	229.6	3
11:40.192	3 Audi Sport Team Joest	Audi R18 Ultra	LMP1	Loic Duval	3:33.506	229.8	3
15:11.106	3 Audi Sport Team Joest	Audi R18 Ultra	LMP1	Loic Duval	3:30.914	232.6	4
28:47.677	8 Toyota Racing	Toyota TS 030 - Hybrid	LMP1	Anthony Davidson	3:30.162	233.5	5
36:27.436	1 Audi Sport Team Joest	Audi R18 e-tron quattro	LMP1	Benoit Treluyer	3:29.635	234.0	10
39:13.733	2 Audi Sport Team Joest	Audi R18 e-tron quattro	LMP1	Dindo Capello	3:28.787	235.0	8
47:57.000	7 Toyota Racing	Toyota TS 030 - Hybrid	LMP1	Alexander Wurz	3:28.459	235.4	10
50:55.156	3 Audi Sport Team Joest	Audi R18 Ultra	LMP1	Loic Duval	3:27.833	236.1	10
1:27:52.631	3 Audi Sport Team Joest	Audi R18 Ultra	LMP1	Loic Duval	3:27.671	236.3	17
1:34:12.466	1 Audi Sport Team Joest	Audi R18 e-tron quattro	LMP1	Benoit Treluyer	3:27.230	236.8	19
3:18:53.186	2 Audi Sport Team Joest	Audi R18 e-tron quattro	LMP1	Tom Kristensen	3:26.494	237.6	10
3:33:23.209	1 Audi Sport Team Joest	Audi R18 e-tron quattro	LMP1	André Lotterer	3:26.310	237.8	8
3:59:45.953	1 Audi Sport Team Joest	Audi R18 e-tron quattro	LMP1	André Lotterer	3:25.163	239.1	14



24 HEURES DU MANS

16-17 JUIN 2012



FIA WEC

80^e Edition des 24 Heures du Mans

Free Practice

Sector Analysis

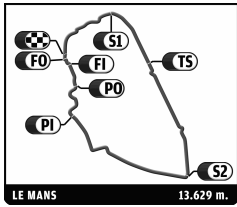
■ Personal Best ■ Session Best B Crossing the finish line in pit lane

Lap	D	Time	Sector 1	Sector 2	Sector 3	T6	T7	Porsche	Ford	T. Spd	Hour	Elapsed	
0		Highcroft Racing											
		1. Marino Franchitti		3. Satoshi Motoyama								Delta Wing Nissan	
		2. Michael Krumm										CDNT	
1	1	17:04.801 B	...	2:04.676	2:21.885			26.361		152.8	16:17	17:04.801	
2	1	27:48.597 B	...	1:42.120	2:14.843			26.018		240.1	16:44	44:53.398	
3	1	18:45.246 B	...	4:03.052	3:49.922					73.8	17:03	1:03:38.644	
4	1	14:18.324 B	...	1:45.184	2:10.655			26.008		182.1	17:17	1:17:56.968	
5	1	30:09.643	...	1:33.909	1:53.873	3.827		22.566	7.453	274.5	17:48	1:48:06.611	
6	1	3:59.373	38.629	1:31.005	1:49.739	3.736	4.283	20.702	6.991	295.3	17:52	1:52:05.984	
7	1	3:53.646	37.145	1:28.996	1:47.505	3.673	4.179	20.085	6.891	296.1	17:55	1:55:59.630	
8	1	3:53.586	37.461	1:29.178	1:46.947	3.645	4.157	20.055	6.992	299.3	17:59	1:59:53.216	
9	1	3:56.533 B	36.536	1:28.298	1:51.699		4.181	19.080		301.8	18:03	2:03:49.749	
10	1	18:04.972	...	1:32.060	1:49.786	3.659		21.080	6.906	295.3	18:21	2:21:54.721	
11	1	3:52.478	36.734	1:29.402	1:46.342	3.652	4.212	19.439	6.850	301.8	18:25	2:25:47.199	
12	1	3:53.055	36.169	1:28.556	1:48.330	3.612	4.179	22.012	6.789	297.7	18:29	2:29:40.254	
13	1	3:50.588	36.575	1:28.959	1:45.054	3.613	4.157	19.264	6.633	296.9	18:33	2:33:30.842	
14	1	3:50.567	36.545	1:28.954	1:45.068	3.579	4.145	18.983	6.475	300.2	18:37	2:37:21.409	
15	1	4:22.275 B	37.846	1:35.394	2:09.035		4.161	23.152		298.5	18:41	2:41:43.684	
16	3	34:22.760	...	1:31.204	1:48.983	3.597		21.394	7.111	292.1	19:16	3:16:06.444	
17	3	3:48.607	35.855	1:27.888	1:44.864	3.549	4.056	19.290	6.734	306.9	19:19	3:19:55.051	
18	3	3:45.933	35.487	1:27.428	1:43.018	3.583	4.052	18.679	6.378	302.7	19:23	3:23:40.984	
19	3	3:43.995	34.928	1:26.927	1:42.140	3.566	4.048	18.276	6.582	301.8	19:27	3:27:24.979	
20	3	3:43.576	34.880	1:26.225	1:42.471	3.491	4.054	18.691	6.526	303.5	19:31	3:31:08.555	
21	3	3:44.260	34.925	1:26.557	1:42.778	3.550	4.031	18.473	6.327	305.2	19:34	3:34:52.815	
22	3	4:04.182 B	37.572	1:30.634	1:55.976		4.032	21.025		255.3	19:38	3:38:56.997	
23	2	10:48.040	7:16.870	1:41.894	1:49.276	3.713		20.757	6.836	192.0	19:49	3:49:45.037	
24	2	3:53.679	37.049	1:30.693	1:45.937	3.780	4.126	19.423	6.438	301.0	19:53	3:53:38.716	
25	2	3:50.236	35.850	1:27.702	1:46.684	3.806	4.154	19.027	7.468	302.7	19:57	3:57:28.952	
26	2	3:50.533	35.546	1:30.502	1:44.485	3.655	4.171	18.767	6.756	304.3	20:01	4:01:19.485	
1		Audi Sport Team Joest											
		1. Marcel Fässler		3. Benoit Treluyer								Audi R18 e-tron quattro	
		2. André Lotterer										LMP1	
1	3	4:19.390	1:00.989	1:30.909	1:47.492	3.451		21.321	6.802	260.8	16:04	4:19.390	
2	3	3:37.050	34.679	1:23.707	1:38.664	3.205	3.849	18.072	5.923	314.0	16:07	7:56.440	
3	3	3:33.724	33.976	1:22.801	1:36.947	3.193	3.771	17.595	5.892	314.0	16:11	11:30.164	
4	3	3:34.828	33.678	1:24.831	1:36.319	3.173	3.749	16.938	5.756	318.5	16:15	15:04.992	
5	3	3:37.783	33.198	1:23.939	1:40.646	3.290	3.769	20.179	6.081	318.5	16:18	18:42.775	
6	3	3:36.257	34.466	1:23.065	1:38.726	3.366	3.770	18.371	6.809	319.5	16:22	22:19.032	
7	3	3:33.403	32.724	1:21.251	1:39.428	3.272	3.775	19.311	6.012	321.4	16:25	25:52.435	
8	3	3:33.411	33.034	1:21.614	1:38.763	3.287	3.766	18.706	6.850	315.8	16:29	29:25.846	
9	3	3:31.955	33.877	1:21.460	1:36.618	3.220	3.778	18.320	5.659	315.8	16:32	32:57.801	
10	3	3:29.635	33.024	1:21.048	1:35.563	3.244	3.755	17.307	5.658	318.5	16:36	36:27.436	
11	3	3:28.901	32.630	1:21.137	1:35.134	3.247	3.759	16.381	5.644	315.8	16:39	39:56.337	
12	3	3:40.500 B	34.139	1:21.695	1:44.666		3.748	17.685		315.8	16:43	43:36.837	
13	3	29:33.678	...	1:25.290	1:38.055	3.218		17.461	5.982	312.2	17:13	1:13:10.515	
14	3	3:32.594	34.973	1:22.238	1:35.383	3.149	3.793	16.910	5.808	317.6	17:16	1:16:43.109	
15	3	3:31.428	32.911	1:22.374	1:36.143	3.129	3.762	17.687	5.695	321.4	17:20	1:20:14.537	
16	3	3:31.320	33.850	1:22.945	1:34.525	3.148	3.738	16.516	5.565	317.6	17:23	1:23:45.857	
17	3	3:29.680	32.656	1:22.591	1:34.433	3.111	3.747	16.295	5.640	320.4	17:27	1:27:15.537	
18	3	3:29.699	32.465	1:21.043	1:36.191	3.133	3.722	18.003	5.589	319.5	17:30	1:30:45.236	
19	3	3:27.230	32.537	1:20.828	1:33.865	3.114	3.737	16.136	5.544	318.5	17:34	1:34:12.466	
20	3	3:28.730	32.172	1:21.098	1:35.460	3.119	3.714	16.556	5.620	320.4	17:37	1:37:41.196	
21	3	3:28.000	32.191	1:20.425	1:35.384	3.119	3.705	16.832	5.621	319.5	17:41	1:41:09.196	
22	3	3:32.900	33.338	1:22.908	1:36.654	3.298	3.737	16.976	5.808	316.7	17:44	1:44:42.096	
23	3	3:34.115	32.901	1:22.618	1:38.596	3.319	3.809	18.538	6.132	321.4	17:48	1:48:16.211	
24	3	3:46.289 B	34.523	1:24.054	1:47.712		3.816	18.070		322.3	17:52	1:52:02.500	
25	1	5:24.249	2:19.270	1:24.821	1:40.158	3.269		17.918	6.203	312.2	17:57	1:57:26.749	



24 HEURES DU MANS

16-17 JUIN 2012



FIA WEC

80^e Edition des 24 Heures du Mans

Free Practice

Sector Analysis

■ Personal Best ■ Session Best B Crossing the finish line in pit lane

Lap	D	Time	Sector 1	Sector 2	Sector 3	T6	T7	Porsche	Ford	T. Spd	Hour	Elapsed
26	1	3:33.293	33.855	1:22.639	1:36.799	3.268	3.801	17.633	5.800	318.5	18:01	2:01:00.042
27	1	3:30.776	33.063	1:21.709	1:36.004	3.278	3.749	16.681	5.844	322.3	18:04	2:04:30.818
28	1	3:30.783	32.886	1:21.262	1:36.635	3.265	3.774	16.514	6.697	319.5	18:08	2:08:01.601
29	1	3:29.014	32.633	1:21.444	1:34.937	3.197	3.762	16.822	5.648	319.5	18:11	2:11:30.615
30	1	3:27.951	33.102	1:20.781	1:34.068	3.182	3.715	16.174	5.521	320.4	18:14	2:14:58.566
31	1	3:30.948	32.368	1:21.494	1:37.086	3.206	3.727	18.385	5.821	319.5	18:18	2:18:29.514
32	1	3:30.666	33.188	1:21.360	1:36.118	3.206	3.736	17.248	5.736	319.5	18:22	2:22:00.180
33	1	3:27.579	32.627	1:20.779	1:34.173	3.188	3.729	16.109	5.583	323.3	18:25	2:25:27.759
34	1	3:29.600	32.558	1:21.672	1:35.370	3.188	3.748	16.341	6.090	319.5	18:28	2:28:57.359
35	1	3:28.834	32.882	1:21.192	1:34.760	3.194	3.711	16.357	6.011	320.4	18:32	2:32:26.193
36	1	3:37.632 B	32.671	1:20.986	1:43.975	3.723	3.723	16.407	6.102	311.3	18:46	2:46:45.189
37	1	10:41.364	7:32.995	1:25.125	1:43.244	3.413	3.843	17.161	5.776	324.2	18:50	2:50:17.372
38	1	3:32.183	33.293	1:22.678	1:36.212	3.199	3.753	16.585	5.663	321.4	18:53	2:53:45.792
39	1	3:28.420	32.760	1:21.021	1:34.639	3.213	3.747	15.937	5.647	321.4	18:57	2:57:14.731
40	1	3:28.939	32.752	1:21.547	1:34.640	3.306	3.747	15.937	5.647	321.4	18:57	2:57:14.731
41	1	3:38.469 B	33.224	1:21.861	1:43.384	3.819	3.819	16.449	6.458	324.2	19:00	3:00:53.200
42	2	8:06.722	5:04.012	1:23.392	1:39.318	3.303	3.814	17.522	5.712	322.3	19:12	3:12:33.895
43	2	3:33.973	33.149	1:21.324	1:39.500	3.195	3.814	16.522	5.531	320.4	19:16	3:16:01.929
44	2	3:28.034	32.527	1:20.837	1:34.670	3.145	3.741	16.645	5.506	321.4	19:19	3:19:29.168
45	2	3:27.239	32.999	1:20.382	1:33.858	3.147	3.741	15.870	5.506	321.4	19:22	3:22:59.041
46	2	3:29.873	32.499	1:20.434	1:36.940	3.183	3.727	18.230	5.879	320.4	19:26	3:26:27.830
47	2	3:28.789	32.439	1:21.674	1:34.676	3.272	3.733	16.711	5.628	296.9	19:29	3:29:56.899
48	2	3:29.069	32.864	1:20.527	1:35.678	3.186	3.756	17.568	5.612	320.4	19:33	3:33:23.209
49	2	3:26.310	33.143	1:20.219	1:32.948	3.163	3.724	15.703	5.542	321.4	19:36	3:36:50.665
50	2	3:27.456	32.352	1:20.554	1:34.550	3.183	3.710	17.264	5.644	321.4	19:40	3:40:24.223
51	2	3:33.558	33.784	1:21.328	1:38.446	3.306	3.715	17.199	5.775	319.5	19:43	3:43:58.235
52	2	3:34.012	32.500	1:25.400	1:36.112	3.383	3.738	17.356	6.458	324.2	19:48	3:48:03.772
53	2	4:05.537 B	35.413	1:31.053	1:59.071	3.730	3.730	20.662	5.641	314.0	19:56	3:56:20.790
54	2	8:17.018	5:18.219	1:24.503	1:34.296	3.235	3.780	15.771	5.483	324.2	19:59	3:59:45.953
55	2	3:25.163	32.217	1:19.981	1:32.965	3.421	3.780	15.771	5.483	324.2	20:03	4:03:14.375
56	2	3:28.422	32.489	1:19.678	1:36.255	3.177	3.856	18.788	5.668	324.2	20:03	4:03:14.375

2

Audi Sport Team Joest
 1. Dindo Capello
 2. Tom Kristensen

3. Allan McNish

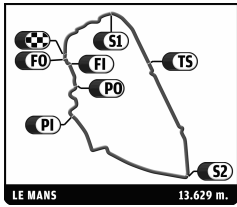
Audi R18 e-tron quattro
 LMP1

1	1	4:06.080	52.780	1:29.876	1:43.424	3.416	3.789	17.853	6.279	308.6	16:04	4:06.080
2	1	3:38.298	34.709	1:23.218	1:40.371	3.219	3.789	17.853	6.279	308.6	16:07	7:44.378
3	1	3:39.167	33.688	1:22.775	1:42.704	3.262	3.748	19.533	6.643	317.6	16:11	11:23.545
4	1	3:48.273 B	34.122	1:23.990	1:50.161	3.766	3.766	18.290	6.315	308.6	16:28	28:36.122
5	1	13:24.304	...	1:23.815	1:40.580	3.305	3.821	19.427	6.332	284.5	16:32	32:14.326
6	1	3:38.204	33.591	1:24.688	1:39.925	3.250	3.766	17.038	5.942	314.9	16:35	35:44.946
7	1	3:30.620	33.267	1:21.681	1:35.672	3.160	3.760	16.734	5.874	316.7	16:39	39:13.733
8	1	3:28.787	32.784	1:21.127	1:34.876	3.151	3.726	17.873	6.178	318.5	16:42	42:44.277
9	1	3:30.544	32.516	1:20.717	1:37.311	3.177	3.757	21.807	6.441	317.6	16:46	46:21.028
10	1	3:36.751	33.224	1:21.290	1:42.237	3.344	3.750	17.292	6.441	316.7	16:50	50:00.653
11	1	3:39.625 B	33.495	1:21.756	1:44.374	3.750	3.750	18.228	6.358	292.1	17:02	1:02:39.458
12	1	12:38.805	9:35.561	1:24.512	1:38.732	3.250	3.764	17.230	6.130	315.8	17:06	1:06:11.511
13	1	3:32.053	32.944	1:22.788	1:36.321	3.188	3.747	17.026	6.282	318.5	17:09	1:09:42.336
14	1	3:30.825	32.854	1:21.103	1:36.868	3.309	3.738	19.889	6.315	308.6	17:13	1:13:26.963
15	1	3:44.627 B	34.073	1:22.267	1:48.287	3.738	3.738	18.112	6.666	303.5	17:28	1:28:55.006
16	1	15:28.043	...	1:25.751	1:43.730	3.368	3.843	17.405	6.281	317.6	17:32	1:32:28.409
17	1	3:33.403	33.139	1:23.277	1:36.987	3.202	3.725	16.919	5.884	318.5	17:35	1:35:58.622
18	1	3:30.213	32.733	1:21.478	1:36.002	3.214	3.771	16.797	7.065	322.3	17:39	1:39:30.377
19	1	3:31.755	33.531	1:21.288	1:36.936	3.361	3.783	16.795	5.784	316.7	17:43	1:43:01.294
20	1	3:30.917	34.258	1:21.345	1:35.314	3.191	3.748	16.386	5.784	314.0	17:46	1:46:31.367
21	1	3:30.073	33.922	1:21.718	1:34.433	3.154	3.739	17.293	7.287	321.4	17:50	1:50:03.545
22	1	3:32.178	32.438	1:21.950	1:37.790	3.335	3.745	18.904	6.315	308.6	17:53	1:53:46.824
23	1	3:43.279 B	32.907	1:22.888	1:47.484	3.745	3.745	18.904	6.315	308.6	17:53	1:53:46.824



24 HEURES DU MANS

16-17 JUIN 2012



FIA WEC

80^e Edition des 24 Heures du Mans

Free Practice

Sector Analysis

■ Personal Best ■ Session Best B Crossing the finish line in pit lane

Lap	D	Time	Sector 1	Sector 2	Sector 3	T6	T7	Porsche	Ford	T. Spd	Hour	Elapsed
24	1	13:53.789	...	1:23.496	1:39.508	3.257		17.719	6.989	311.3	18:07	2:07:40.613
25	1	3:28.950	32.531	1:21.389	1:35.030	3.230	3.703	16.519	5.840	319.5	18:11	2:11:09.563
26	1	3:27.582	32.748	1:20.973	1:33.861	3.158	3.749	16.200	5.672	318.5	18:14	2:14:37.145
27	1	3:47.305B	34.063	1:26.102	1:47.140		3.753	17.771		319.5	18:18	2:18:24.450
28	2	10:46.274	7:40.687	1:25.498	1:40.089	3.313		18.842	6.164	313.1	18:29	2:29:10.724
29	2	3:33.429	33.392	1:22.743	1:37.294	3.414	3.815	17.246	6.173	318.5	18:32	2:32:44.153
30	2	3:37.173	35.787	1:23.791	1:37.595	3.406	3.757	17.618	6.245	319.5	18:36	2:36:21.326
31	2	3:34.276	33.578	1:22.143	1:38.555	3.348	3.774	19.048	6.135	319.5	18:39	2:39:55.602
32	2	3:33.120	33.351	1:22.244	1:37.525	3.250	3.758	18.202	5.993	318.5	18:43	2:43:28.722
33	2	3:41.074	32.825	1:24.498	1:43.751	3.446	3.725	21.925	7.059	317.6	18:47	2:47:09.796
34	2	3:49.461B	34.227	1:24.582	1:50.652		3.758	19.390		315.8	18:50	2:50:59.257
35	2	19:09.557B	...	1:24.738	2:20.909			19.183		314.0	19:10	3:10:08.814
36	2	5:17.878	2:14.868	1:21.695	1:41.315	3.218		17.738	6.056	316.7	19:15	3:15:26.692
37	2	3:26.494	32.580	1:20.374	1:33.538	3.174	3.771	16.075	5.552	317.6	19:18	3:18:53.186
38	2	3:35.667	34.624	1:21.415	1:39.628	3.316	3.744	19.208	6.074	318.5	19:22	3:22:28.853
39	2	3:30.482	32.911	1:21.231	1:36.340	3.266	3.739	16.427	7.010	316.7	19:25	3:25:59.335
40	2	3:26.876	32.405	1:20.541	1:33.930	3.374	3.771	16.109	5.565	320.4	19:29	3:29:26.211
41	2	3:39.479B	32.463	1:20.945	1:46.071		3.833	17.648		319.5	19:33	3:33:05.690
42	3	5:42.431B	2:26.792	1:25.756	1:49.883			18.419		258.3	19:38	3:38:48.121
43	3	5:44.229	2:43.722	1:22.844	1:37.663	3.309		17.849	6.248	321.4	19:44	3:44:32.350
44	3	3:32.612	35.108	1:21.970	1:35.534	3.255	3.771	16.882	5.939	323.3	19:48	3:48:04.962
45	3	3:32.422	32.674	1:24.853	1:34.895	3.236	3.722	16.488	5.908	323.3	19:51	3:51:37.384
46	3	3:46.773B	32.738	1:26.130	1:47.905		3.730	18.782		322.3	19:55	3:55:24.157

3

Audi Sport Team Joest

1. Romain Dumas
2. Loic Duval

3. Marc Gené

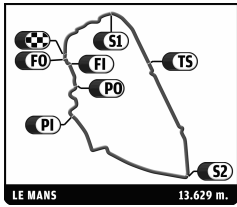
Audi R18 Ultra
LMP1

1	2	4:29.856	1:10.695	1:31.799	1:47.362	3.700		19.853	6.959	257.7	16:04	4:29.856
2	2	3:36.830	34.875	1:23.596	1:38.359	3.354	3.944	17.482	5.958	317.6	16:08	8:06.686
3	2	3:33.506	33.572	1:22.205	1:37.729	3.309	3.836	17.226	6.383	317.6	16:11	11:40.192
4	2	3:30.914	33.987	1:21.543	1:35.384	3.286	3.822	16.342	5.757	320.4	16:15	15:11.106
5	2	3:32.207	32.734	1:20.908	1:38.565	3.282	3.823	17.995	6.025	319.5	16:18	18:43.313
6	2	3:45.209B	34.286	1:23.583	1:47.340		3.814	18.184		317.6	16:22	22:28.522
7	2	17:57.585	...	1:23.027	1:39.092	3.274		17.263	5.968	317.6	16:40	40:26.107
8	2	3:29.774	33.334	1:21.609	1:34.831	3.230	3.829	16.289	5.757	318.5	16:43	43:55.881
9	2	3:31.442	34.026	1:21.609	1:35.807	3.265	3.775	16.961	5.772	317.6	16:47	47:27.323
10	2	3:27.833	32.422	1:20.908	1:34.503	3.230	3.801	16.616	5.610	319.5	16:50	50:55.156
11	2	3:29.332	32.436	1:21.215	1:35.681	3.272	3.782	15.882	5.724	321.4	16:54	54:24.488
12	2	3:39.661B	32.566	1:20.652	1:46.443		3.809	17.455		320.4	16:58	58:04.149
13	2	15:42.563	...	1:24.188	1:37.822	3.286		16.915	5.897	316.7	17:13	1:13:46.712
14	2	3:32.018	34.579	1:22.140	1:35.299	3.288	3.830	16.179	5.770	321.4	17:17	1:17:18.730
15	2	3:33.088	32.697	1:22.358	1:38.033	3.314	3.831	17.657	5.999	316.7	17:20	1:20:51.818
16	2	3:33.142	32.773	1:22.550	1:37.819	3.262	3.832	18.230	6.054	320.4	17:24	1:24:24.960
17	2	3:27.671	32.777	1:21.082	1:33.812	3.222	3.814	15.774	5.542	319.5	17:27	1:27:52.631
18	2	3:38.564B	32.473	1:22.977	1:43.114		3.783	16.435		324.2	17:31	1:31:31.195
19	1	5:35.578	2:28.575	1:25.774	1:41.229	3.322		18.078	6.240	316.7	17:37	1:37:06.773
20	1	3:34.752	33.086	1:22.183	1:39.483	3.347	3.821	18.251	5.930	320.4	17:40	1:40:41.525
21	1	3:34.173	33.147	1:22.299	1:38.727	3.379	3.828	18.826	5.904	320.4	17:44	1:44:15.698
22	1	3:35.268	32.749	1:22.213	1:40.306	3.388	3.833	20.350	5.971	320.4	17:47	1:47:50.966
23	1	3:31.082	32.785	1:21.642	1:36.655	3.293	3.832	17.740	5.874	323.3	17:51	1:51:22.048
24	1	3:28.573	32.603	1:20.624	1:35.346	3.519	3.817	16.864	5.609	319.5	17:54	1:54:50.621
25	1	3:29.716	32.624	1:20.951	1:36.141	3.431	3.873	16.159	6.707	317.6	17:58	1:58:20.337
26	1	3:37.264B	33.614	1:21.150	1:42.500		3.851	16.416		318.5	18:01	2:01:57.601
27	1	22:30.539	...	1:24.466	1:37.539	3.291		16.762	6.060	314.0	18:24	2:24:28.140
28	1	3:35.952	32.865	1:23.430	1:39.657	3.523	3.813	17.828	7.512	310.4	18:28	2:28:04.092
29	1	3:30.096	32.722	1:21.915	1:35.459	3.311	3.878	16.121	5.806	320.4	18:31	2:31:34.188
30	1	3:28.570	32.678	1:21.139	1:34.753	3.257	3.816	16.036	5.741	320.4	18:35	2:35:02.758
31	1	3:30.116	33.889	1:21.267	1:34.960	3.362	3.814	16.137	5.758	318.5	18:38	2:38:32.874



24 HEURES DU MANS

16-17 JUIN 2012



FIA WEC

80^e Edition des 24 Heures du Mans

Free Practice

Sector Analysis

■ Personal Best ■ Session Best B Crossing the finish line in pit lane

Lap	D	Time	Sector 1	Sector 2	Sector 3	T6	T7	Porsche	Ford	T. Spd	Hour	Elapsed
32	1	3:32.457	34.321	1:22.218	1:35.918	3.372	3.824	16.943	5.763	320.4	18:42	2:42:05.331
33	1	3:30.297	32.523	1:21.531	1:36.243	3.363	3.810	17.660	5.635	322.3	18:45	2:45:35.628
34	1	3:34.934 B	32.320	1:20.481	1:42.133		3.813	15.939		322.3	18:49	2:49:10.562
35	3	4:57.626	1:47.704	1:30.417	1:39.505	3.311		17.908	6.320	278.0	18:54	2:54:08.188
36	3	3:34.219	33.880	1:23.217	1:37.122	3.364	3.814	17.030	5.996	316.7	18:57	2:57:42.407
37	3	3:30.957	33.039	1:22.053	1:35.865	3.348	3.837	16.488	5.883	318.5	19:01	3:01:13.364
38	3	3:34.902	32.785	1:21.946	1:40.171	3.471	3.830	18.954	6.216	323.3	19:04	3:04:48.266
39	3	3:30.404	32.969	1:21.439	1:35.996	3.346	3.862	16.578	5.769	320.4	19:08	3:08:18.670
40	3	3:30.662	32.721	1:21.706	1:36.235	3.368	3.823	16.615	5.890	319.5	19:11	3:11:49.332
41	3	3:33.989	35.428	1:22.157	1:36.404	3.349	3.836	16.689	6.092	319.5	19:15	3:15:23.321
42	3	3:33.271	35.027	1:22.777	1:35.467	3.331	3.814	16.374	5.828	281.6	19:18	3:18:56.592
43	3	3:35.587	33.664	1:21.746	1:40.177	3.304	3.803	20.523	6.015	321.4	19:22	3:22:32.179
44	3	3:32.191	33.193	1:22.958	1:36.040	3.338	3.790	16.401	5.911	320.4	19:26	3:26:04.370
45	3	3:28.948	33.165	1:21.051	1:34.732	3.320	3.801	16.128	5.695	319.5	19:29	3:29:33.318
46	3	3:37.529 B	32.779	1:21.356	1:43.394		3.799	16.228		320.4	19:33	3:33:10.847
47	3	5:21.135	2:16.042	1:22.732	1:42.361	3.280		20.458	6.193	318.5	19:38	3:38:31.982
48	3	3:28.645	32.686	1:20.969	1:34.990	3.308	3.828	16.065	5.617	323.3	19:42	3:42:00.627
49	3	3:38.231	36.317	1:22.999	1:38.915	3.379	3.812	19.196	6.001	319.5	19:45	3:45:38.858
50	3	3:34.025	33.998	1:24.366	1:35.661	3.384	3.844	16.328	5.774	320.4	19:49	3:49:12.883
51	3	3:31.476	32.464	1:23.805	1:35.207	3.353	3.844	16.331	5.678	321.4	19:52	3:52:44.359
52	3	3:32.321	33.649	1:23.917	1:34.755	3.307	3.830	16.095	5.669	283.8	19:56	3:56:16.680
53	3	3:27.494	32.693	1:20.873	1:33.928	3.230	3.816	15.954	5.524	319.5	19:59	3:59:44.174
54	3	3:31.011	32.419	1:20.530	1:38.062	3.319	3.802	18.865	5.821	320.4	20:03	4:03:15.185

4

Audi Sport North America

1. Marco Bonanomi
2. Oliver Jarvis

3. Mike Rockenfeller

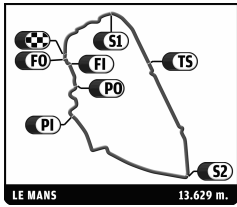
Audi R18 Ultra
LMP1

1	3	4:09.178	54.657	1:29.513	1:45.008	3.668		19.972	6.700	276.6	16:04	4:09.178
2	3	3:41.609	34.696	1:23.670	1:43.243	3.454	3.945	20.962	6.277	317.6	16:07	7:50.787
3	3	3:35.983	34.428	1:22.924	1:38.631	3.416	3.871	17.850	5.980	316.7	16:11	11:26.770
4	3	3:34.196	33.817	1:22.223	1:38.156	3.537	3.857	17.577	5.992	320.4	16:15	15:00.966
5	3	3:36.075	33.651	1:23.553	1:38.871	3.349	3.899	17.914	6.040	319.5	16:18	18:37.041
6	3	3:36.431	33.307	1:22.365	1:40.759	3.492	3.838	18.868	5.959	320.4	16:22	22:13.472
7	3	3:39.806	34.328	1:22.948	1:42.530	3.498	3.865	19.802	6.216	317.6	16:25	25:53.278
8	3	3:33.272	33.540	1:21.791	1:37.941	3.323	3.868	17.199	6.687	319.5	16:29	29:26.550
9	3	3:33.862	33.370	1:22.318	1:38.174	3.340	3.813	18.459	5.900	320.4	16:33	33:00.412
10	3	3:33.746	33.079	1:22.362	1:38.305	3.419	3.816	18.830	5.891	319.5	16:36	36:34.158
11	3	3:30.123	33.197	1:20.949	1:35.977	3.395	3.829	16.812	5.818	319.5	16:40	40:04.281
12	3	3:42.486 B	32.793	1:22.474	1:47.219		3.814	17.043		318.5	16:43	43:46.767
13	3	10:00.247	6:56.673	1:24.349	1:39.225	3.402		17.433	6.162	317.6	16:53	53:47.014
14	3	3:36.029	35.621	1:22.860	1:37.548	3.342	3.866	16.861	5.882	318.5	16:57	57:23.043
15	3	3:34.375	32.775	1:22.966	1:38.634	3.802	3.828	16.954	7.576	319.5	17:00	1:00:57.418
16	3	3:32.557	32.930	1:22.894	1:36.733	3.341	3.942	17.190	5.792	323.3	17:04	1:04:29.975
17	3	3:30.793	32.781	1:22.013	1:35.999	3.329	3.822	16.410	6.031	320.4	17:08	1:08:00.768
18	3	3:34.042	33.650	1:23.229	1:37.163	3.331	3.816	17.076	5.929	324.2	17:11	1:11:34.810
19	3	3:33.047	33.327	1:21.922	1:37.798	3.308	3.828	18.557	5.799	320.4	17:15	1:15:07.857
20	3	3:29.278	32.682	1:20.758	1:35.838	3.362	3.800	16.352	5.792	320.4	17:18	1:18:37.135
21	3	3:29.651	32.798	1:20.873	1:35.980	3.315	3.819	16.723	5.832	319.5	17:22	1:22:06.786
22	3	3:31.866	32.512	1:20.941	1:38.413	3.450	3.814	16.878	7.280	319.5	17:25	1:25:38.652
23	3	3:34.508	32.848	1:22.020	1:39.640	3.465	3.838	18.427	6.143	321.4	17:29	1:29:13.160
24	3	3:39.832 B	32.848	1:22.152	1:44.832		3.842	16.767		320.4	17:32	1:32:52.992
25	2	5:21.397	2:13.697	1:25.887	1:41.813	3.805		19.494	6.201	318.5	17:38	1:38:14.389
26	2	3:36.213	34.149	1:22.980	1:39.084	3.362	3.999	17.646	5.863	320.4	17:41	1:41:50.602
27	2	3:31.025	33.023	1:21.675	1:36.327	3.523	3.831	17.017	5.658	319.5	17:45	1:45:21.627
28	2	3:31.760	33.298	1:21.921	1:36.541	3.347	3.873	16.832	5.719	320.4	17:48	1:48:53.387
29	2	3:32.118	33.691	1:21.265	1:37.162	3.476	3.833	18.440	5.635	322.3	17:52	1:52:25.505
30	2	3:29.662	32.657	1:20.418	1:36.587	3.365	3.843	17.197	6.333	320.4	17:55	1:55:55.167
31	2	3:32.798	34.054	1:22.344	1:36.400	3.333	3.818	16.742	5.781	322.3	17:59	1:59:27.965



24 HEURES DU MANS

16-17 JUIN 2012



FIA WEC

80^e Edition des 24 Heures du Mans

Free Practice

Sector Analysis

■ Personal Best ■ Session Best B Crossing the finish line in pit lane

Lap	D	Time	Sector 1	Sector 2	Sector 3	T6	T7	Porsche	Ford	T. Spd	Hour	Elapsed
32	2	3:29.540	32.699	1:20.715	1:36.126	3.403	3.815	17.809	5.669	323.3	18:02	2:02:57.505
33	2	3:31.873	32.873	1:20.747	1:38.253	3.328	3.834	18.301	6.041	322.3	18:06	2:06:29.378
34	2	3:31.795	33.865	1:22.132	1:35.798	3.302	3.796	16.541	6.028	322.3	18:10	2:10:01.173
35	2	3:29.871	34.181	1:21.106	1:34.584	3.355	3.784	16.287	5.619	320.4	18:13	2:13:31.044
36	2	3:41.137 B	33.436	1:21.725	1:45.976		3.804	18.076		320.4	18:17	2:17:12.181
37	2	7:45.232	4:45.502	1:22.651	1:37.079	3.325		17.712	5.811	321.4	18:24	2:24:57.413
38	2	3:29.775	32.873	1:20.583	1:36.319	3.354	3.832	16.306	6.265	325.2	18:28	2:28:27.188
39	2	3:28.925	33.326	1:20.778	1:34.821	3.368	3.805	16.276	5.690	323.3	18:31	2:31:56.113
40	2	3:33.548	33.406	1:22.730	1:37.412	3.395	3.823	17.843	5.874	318.5	18:35	2:35:29.661
41	2	3:29.841	34.295	1:21.204	1:34.342	3.420	3.837	16.081	5.572	321.4	18:38	2:38:59.502
42	2	3:32.980	32.695	1:20.355	1:39.930	3.310	3.835	19.339	5.946	321.4	18:42	2:42:32.482
43	2	3:32.782	32.575	1:21.468	1:38.739	3.341	3.792	20.039	5.614	323.3	18:46	2:46:05.264
44	2	3:29.764	33.195	1:21.434	1:35.135	3.402	3.801	16.886	5.574	319.5	18:49	2:49:35.028
45	2	3:27.885	33.274	1:20.291	1:34.320	3.694	3.834	16.285	5.556	320.4	18:53	2:53:02.913
46	2	3:37.217 B	32.865	1:20.854	1:43.498		3.893	17.974		325.2	18:56	2:56:40.130
47	1	6:06.271	3:01.877	1:23.507	1:40.887	3.327		19.465	6.093	321.4	19:02	3:02:46.401
48	1	3:30.721	33.252	1:21.602	1:35.867	3.337	3.803	16.874	5.665	325.2	19:06	3:06:17.122
49	1	3:33.510	34.856	1:22.996	1:35.658	3.388	3.805	16.754	5.649	326.1	19:09	3:09:50.632
50	1	3:33.090	32.598	1:20.328	1:40.164	3.375	3.819	16.586	5.569	326.1	19:13	3:13:23.722
51	1	3:29.096	32.878	1:21.727	1:34.491	3.275	3.814	16.149	5.571	325.2	19:16	3:16:52.818
52	1	3:28.686	32.510	1:21.693	1:34.483	3.314	3.780	16.629	5.561	329.1	19:20	3:20:21.504
53	1	3:28.356	32.480	1:20.875	1:35.001	3.285	3.806	16.805	6.127	328.1	19:23	3:23:49.860
54	1	3:34.049	32.462	1:25.233	1:36.354	3.359	3.776	17.331	5.914	327.1	19:27	3:27:23.909
55	1	3:31.108	32.827	1:20.914	1:37.367	3.402	3.817	17.874	5.827	325.2	19:30	3:30:55.017
56	1	3:34.893	33.198	1:23.042	1:38.653	3.381	3.811	19.613	5.857	327.1	19:34	3:34:29.910
57	1	3:43.849 B	32.688	1:23.777	1:47.384		3.795	20.331		327.1	19:38	3:38:13.759
58	1	8:03.553	5:00.210	1:22.658	1:40.685	3.428		20.354	5.941	322.3	19:46	3:46:17.312
59	1	3:37.126	33.044	1:27.147	1:36.935	3.349	3.864	16.927	5.673	328.1	19:49	3:49:54.438
60	1	3:43.734 B	33.263	1:24.351	1:46.120		3.805	18.097		324.2	19:53	3:53:38.172

7

Toyota Racing
1. Alexander Wurz
2. Nicolas Lapierre

3. Kazuki Nakajima

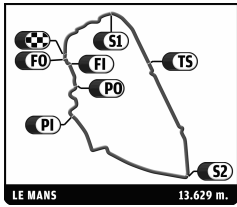
Toyota TS 030 - Hybrid
LMP1

1	1	6:04.469 B	2:29.206	1:29.032	2:06.231			25.863		286.8	16:06	6:04.469
2	1	7:37.335	4:28.989	1:26.654	1:41.692	3.441		20.010	6.341	300.2	16:13	13:41.804
3	1	3:35.652	33.888	1:22.703	1:39.061	3.328	3.744	18.580	5.865	328.1	16:17	17:17.456
4	1	3:32.234	33.323	1:22.153	1:36.758	3.316	3.724	17.835	5.787	329.1	16:20	20:49.690
5	1	3:36.749	33.161	1:20.509	1:43.079	3.292	3.707	21.668	6.138	332.1	16:24	24:26.439
6	1	3:48.482 B	32.910	1:20.370	1:55.202		3.727	22.043		330.1	16:28	28:14.921
7	1	9:01.725	5:59.257	1:23.415	1:39.053	3.188		18.541	5.891	315.8	16:37	37:16.646
8	1	3:34.134	34.361	1:22.492	1:37.281	3.230	3.702	17.654	5.709	317.6	16:40	40:50.780
9	1	3:37.761	32.719	1:23.218	1:41.824	3.194	3.706	20.559	5.894	324.2	16:44	44:28.541
10	1	3:28.459	32.627	1:20.917	1:34.915	3.162	3.671	17.114	5.430	318.5	16:47	47:57.000
11	1	3:40.889 B	32.298	1:21.380	1:47.211		3.682	19.085		319.5	16:51	51:37.889
12	1	12:34.505	9:32.257	1:23.384	1:38.864	3.233		18.347	6.050	313.1	17:04	1:04:12.394
13	1	3:35.900	34.313	1:21.128	1:40.459	3.217	3.751	18.276	7.037	319.5	17:07	1:07:48.294
14	1	3:36.632	32.606	1:26.959	1:37.067	3.156	3.718	17.200	5.542	321.4	17:11	1:11:24.926
15	1	3:33.221	32.795	1:21.306	1:39.120	3.174	3.677	18.503	5.806	322.3	17:14	1:14:58.147
16	1	3:38.362 B	32.415	1:21.897	1:44.050		3.689	16.893		323.3	17:18	1:18:36.509
17	1	7:02.270	3:57.610	1:23.497	1:41.163	3.217		18.099	7.079	314.9	17:25	1:25:38.779
18	1	3:36.122	33.431	1:21.659	1:41.032	3.089	3.729	19.656	5.653	323.3	17:29	1:29:14.901
19	1	3:38.655 B	32.327	1:21.309	1:45.019		3.653	16.947		322.3	17:32	1:32:53.556
20	3	5:11.274	2:07.207	1:24.382	1:39.685	3.240		18.260	6.389	319.5	17:38	1:38:04.830
21	3	3:32.419	33.708	1:22.254	1:36.457	3.186	3.745	17.206	6.046	320.4	17:41	1:41:37.249
22	3	3:32.360	33.652	1:22.097	1:36.611	3.291	3.710	17.083	6.177	318.5	17:45	1:45:09.609
23	3	3:33.299	32.872	1:21.205	1:39.222	3.309	3.761	19.346	6.697	320.4	17:48	1:48:42.908
24	3	3:30.064	32.769	1:20.491	1:36.804	3.215	3.764	17.167	5.904	320.4	17:52	1:52:12.972
25	3	3:36.211	33.034	1:25.217	1:37.960	3.238	3.744	16.811	6.944	299.3	17:55	1:55:49.183



24 HEURES DU MANS

16-17 JUIN 2012



FIA WEC

80^e Edition des 24 Heures du Mans

Free Practice

Sector Analysis

■ Personal Best ■ Session Best B Crossing the finish line in pit lane

Lap	D	Time	Sector 1	Sector 2	Sector 3	T6	T7	Porsche	Ford	T. Spd	Hour	Elapsed
26	3	3:37.137	32.605	1:26.721	1:37.811	3.287	3.700	17.002	6.637	320.4	17:59	1:59:26.320
27	3	3:28.421	32.769	1:20.912	1:34.740	3.206	3.741	16.603	5.845	320.4	18:02	2:02:54.741
28	3	3:33.848	32.816	1:22.459	1:38.573	3.183	3.711	18.426	6.036	319.5	18:06	2:06:28.589
29	3	3:49.352B	34.367	1:22.065	1:52.920		3.684	21.357		320.4	18:10	2:10:17.941
30	3	14:38.305	...	1:23.004	1:37.339	3.231		18.304	5.864	317.6	18:24	2:24:56.246
31	3	3:33.329	32.899	1:22.304	1:38.126	3.223	3.759	17.684	6.136	320.4	18:28	2:28:29.575
32	3	3:35.657	34.014	1:21.965	1:39.678	3.251	3.717	20.285	5.882	320.4	18:32	2:32:05.232
33	3	3:29.089	32.651	1:22.232	1:34.206	3.196	3.736	16.091	5.794	321.4	18:35	2:35:34.321
34	3	3:31.385	34.161	1:21.393	1:35.831	3.205	3.723	17.582	5.750	321.4	18:39	2:39:05.706
35	3	3:35.477	32.232	1:26.563	1:36.682	3.395	3.707	16.798	6.918	319.5	18:42	2:42:41.183
36	3	3:33.452	33.327	1:21.219	1:38.906	3.201	3.778	19.458	5.697	319.5	18:46	2:46:14.635
37	3	4:05.224B	32.830	1:47.176	1:45.218		3.712	17.400		319.5	18:50	2:50:19.859
38	2	5:53.444	2:49.651	1:24.764	1:39.029	3.149		18.396	5.901	316.7	18:56	2:56:13.303
39	2	3:36.130	34.635	1:22.590	1:38.905	3.195	3.717	17.765	6.048	320.4	18:59	2:59:49.433
40	2	3:31.162	33.231	1:22.035	1:35.896	3.208	3.737	17.105	5.675	319.5	19:03	3:03:20.595
41	2	3:31.020	32.832	1:21.715	1:36.473	3.183	3.784	17.584	6.010	319.5	19:06	3:06:51.615
42	2	3:33.704	34.649	1:23.557	1:35.498	3.182	3.730	16.959	5.831	318.5	19:10	3:10:25.319
43	2	3:40.012B	33.788	1:21.394	1:44.830		3.743	17.279		320.4	19:14	3:14:05.331
44	2	10:51.691	7:51.463	1:23.961	1:36.267	3.324		17.153	5.769	319.5	19:24	3:24:57.022
45	2	3:33.605	33.348	1:21.496	1:38.761	3.155	3.791	20.226	5.822	322.3	19:28	3:28:30.627
46	2	3:32.958	33.086	1:22.872	1:37.000	3.176	3.705	17.940	6.027	322.3	19:32	3:32:03.585
47	2	3:30.338	32.693	1:20.619	1:37.026	3.219	3.710	16.899	6.260	322.3	19:35	3:35:33.923
48	2	3:30.237	32.760	1:21.021	1:36.456	3.192	3.707	17.742	5.763	323.3	19:39	3:39:04.160
49	2	3:32.438	33.284	1:22.426	1:36.728	3.266	3.748	16.826	6.818	324.2	19:42	3:42:36.598
50	2	3:39.580B	32.829	1:20.968	1:45.783		3.749	16.931		324.2	19:46	3:46:16.178
51	2	6:42.807	3:41.535	1:24.066	1:37.206	3.182		17.662	6.035	317.6	19:52	3:52:58.985
52	2	3:34.067	32.952	1:21.797	1:39.318	3.220	3.729	18.399	6.140	323.3	19:56	3:56:33.052
53	2	3:29.535	33.192	1:21.388	1:34.955	3.176	3.709	16.521	5.627	320.4	20:00	4:00:02.587

8

Toyota Racing
1. Anthony Davidson
2. Sébastien Buemi

3. Stéphane Sarrazin

Toyota TS 030 - Hybrid
LMP1

1	1	5:52.725B	2:15.200	1:36.388	2:01.137			23.607		224.4	16:05	5:52.725
2	1	12:10.452	9:02.579	1:24.424	1:43.449	3.341		20.600	6.521	324.2	16:18	18:03.177
3	1	3:41.465	36.786	1:24.989	1:39.690	3.433	3.742		6.731	326.1	16:21	21:44.642
4	1	3:32.873	33.738	1:21.729	1:37.406	3.407	3.778	18.555	5.930	326.1	16:25	25:17.515
5	1	3:30.162	33.434	1:21.362	1:35.366	3.217	3.740	17.144	5.865	327.1	16:28	28:47.677

12

Rebellion Racing
1. Nicolas Prost
2. Neel Jani

3. Nick Heidfeld

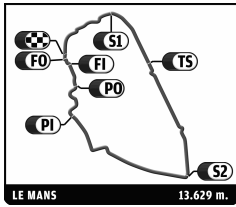
Lola B12/60 Coupe - Toyota
LMP1

1	1	4:28.012B	54.270	1:33.250	2:00.492			22.718		251.2	16:04	4:28.012
2	1	18:54.007	...	1:28.930	1:45.778	3.687		20.684	6.617	306.9	16:23	23:22.019
3	1	3:44.740	35.285	1:26.185	1:43.270	3.610	3.999	19.460	6.454	309.5	16:27	27:06.759
4	1	3:41.968	34.819	1:25.004	1:42.145	3.512	3.977	18.816	6.300	309.5	16:30	30:48.727
5	1	3:42.046	34.531	1:24.583	1:42.932	3.537	3.941	20.094	6.215	309.5	16:34	34:30.773
6	1	3:39.638	34.291	1:24.734	1:40.613	3.465	3.946	18.453	6.096	311.3	16:38	38:10.411
7	1	3:38.931	34.169	1:23.720	1:41.042	3.454	3.928	18.197	6.167	310.4	16:41	41:49.342
8	1	3:54.922B	34.625	1:24.005	1:56.292		3.912	21.563		312.2	16:45	45:44.264
9	1	9:19.532	6:11.741	1:25.947	1:41.844	3.524		18.843	6.516	312.2	16:55	55:03.796
10	1	3:36.218	34.125	1:23.585	1:38.508	3.405	3.948	17.613	5.855	312.2	16:58	58:40.014
11	1	3:41.143	33.649	1:23.075	1:44.419	3.475	3.909	20.892	6.346	309.5	17:02	1:02:21.157
12	1	3:38.241	33.806	1:25.053	1:39.382	3.396	3.934	17.942	6.010	313.1	17:05	1:05:59.398
13	1	3:35.242	33.433	1:22.889	1:38.920	3.361	3.900	18.331	5.813	311.3	17:09	1:09:34.640
14	1	3:39.137	33.845	1:25.718	1:39.574	3.436	3.879	18.142	6.228	312.2	17:13	1:13:13.777
15	1	3:41.098	35.499	1:24.784	1:40.815	3.436	3.905	19.552	6.142	310.4	17:16	1:16:54.875
16	1	3:39.407	33.388	1:24.735	1:41.284	3.462	3.902	18.932	6.209	314.0	17:20	1:20:34.282
17	1	3:55.185B	34.772	1:26.779	1:53.634		3.923	21.469		275.9	17:24	1:24:29.467
18	3	7:38.226	4:25.201	1:28.036	1:44.989	3.557		19.954	7.494	302.7	17:32	1:32:07.693



24 HEURES DU MANS

16-17 JUIN 2012



FIA WEC

80^e Edition des 24 Heures du Mans

Free Practice

Sector Analysis

Lap	D	Time	Sector 1	Sector 2	Sector 3	T6	T7	Porsche	Ford	T. Spd	Hour	Elapsed
19	3	3:56.667	34.876	1:27.405	1:54.386	3.541	3.977	23.914	8.651	311.3	17:36	1:36:04.360
20	3	3:43.235	34.386	1:25.443	1:43.406	3.492	3.964	19.989	6.457	310.4	17:39	1:39:47.595
21	3	3:41.714	34.783	1:25.252	1:41.679	3.490	3.937	18.112	7.272	307.8	17:43	1:43:29.309
22	3	3:37.759	33.881	1:24.219	1:39.659	3.486	3.944	17.600	6.132	308.6	17:47	1:47:07.068
23	3	3:37.285	33.830	1:24.185	1:39.270	3.484	3.949	17.242	6.169	310.4	17:50	1:50:44.353
24	3	3:37.959	33.912	1:24.413	1:39.634	3.405	3.930	17.774	6.355	313.1	17:54	1:54:22.312
25	3	3:43.732	33.930	1:24.694	1:45.108	3.497	3.891	18.861	8.192	310.4	17:58	1:58:06.044
26	3	3:37.594	33.492	1:25.203	1:38.899	3.424	3.932	17.344	6.084	313.1	18:01	2:01:43.638
27	3	3:39.873	33.330	1:23.808	1:42.735	3.367	3.902	20.810	6.616	311.3	18:05	2:05:23.511
28	3	3:51.452 B	33.476	1:24.035	1:53.941	3.885	3.885	17.835	6.312	312.2	18:09	2:09:14.963
29	3	11:52.433	8:44.279	1:27.610	1:40.544	3.451	3.451	18.018	6.068	305.2	18:21	2:21:07.396
30	3	3:40.283	34.542	1:25.047	1:40.694	3.432	3.941	18.063	6.714	312.2	18:24	2:24:47.679
31	3	3:39.237	34.173	1:25.538	1:39.526	3.449	3.931	17.492	6.569	309.5	18:28	2:28:26.916
32	3	3:41.777	35.553	1:24.549	1:41.675	3.443	3.933	19.403	6.631	309.5	18:32	2:32:08.693
33	3	3:35.689	33.619	1:23.810	1:38.260	3.486	3.937	17.196	5.925	310.4	18:35	2:35:44.382
34	3	3:46.288 B	33.653	1:23.174	1:49.461	3.947	3.947	18.231	6.312	312.2	18:39	2:39:30.670
35	2	5:49.140	2:38.210	1:27.482	1:43.448	3.513	3.513	18.918	6.589	306.9	18:45	2:45:19.810
36	2	3:41.843	34.938	1:26.194	1:40.711	3.398	3.951	18.107	6.230	307.8	18:49	2:49:01.653
37	2	3:41.146	34.432	1:25.244	1:41.470	3.409	3.912	18.358	6.389	307.8	18:52	2:52:42.799
38	2	3:42.839	34.056	1:25.582	1:43.201	3.465	3.916	18.023	7.891	299.3	18:56	2:56:25.638
39	2	3:44.827	33.906	1:26.269	1:44.652	3.393	3.921	21.986	6.328	308.6	19:00	3:00:10.465
40	2	3:36.609	33.776	1:24.298	1:38.535	3.285	3.906	17.210	5.936	311.3	19:03	3:03:47.074
41	2	3:36.157	33.950	1:24.185	1:38.022	3.391	3.857	16.899	6.171	309.5	19:07	3:07:23.231
42	2	3:38.439	33.458	1:23.107	1:41.874	3.336	3.897	20.508	6.219	310.4	19:11	3:11:01.670
43	2	3:38.577	34.444	1:25.168	1:38.965	3.353	3.860	17.073	6.208	309.5	19:14	3:14:40.247
44	2	3:34.154	33.483	1:23.365	1:37.306	3.326	3.862	16.765	5.861	309.5	19:18	3:18:14.401
45	2	3:48.394 B	35.282	1:26.383	1:46.729	3.857	3.857	17.230	6.311	311.3	19:22	3:22:02.795
46	2	19:08.694	...	1:28.466	1:43.121	3.392	3.392	18.457	6.328	302.7	19:41	3:41:11.489
47	2	3:40.210	34.512	1:25.379	1:40.319	3.452	3.911	17.400	6.690	306.9	19:44	3:44:51.699
48	2	3:42.342	33.847	1:25.449	1:43.046	3.350	3.931	19.535	6.084	310.4	19:48	3:48:34.041
49	2	3:39.730	33.777	1:26.601	1:39.352	3.344	3.900	17.303	6.127	303.5	19:52	3:52:13.771
50	2	3:35.310	33.459	1:23.981	1:37.870	3.338	3.895	16.960	5.833	309.5	19:55	3:55:49.081
51	2	3:36.570	33.437	1:23.971	1:39.162	3.356	3.894	17.845	5.994	306.1	19:59	3:59:25.651
52	2	3:36.337	33.346	1:23.764	1:39.227	3.347	3.901	16.826	5.882	309.5	20:03	4:03:01.988

13	Rebellion Racing											
	1.Andrea Belicchi	3.Jeroen Bleekemolen										
	2.Harold Primat											

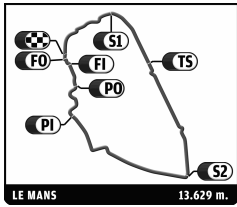
Lola B12/60 Coupe - Toyota LMP1

1	3	6:12.467 B	2:28.445	1:36.078	2:07.944			20.882		267.8	16:06	6:12.467
2	3	31:25.802	...	1:26.645	1:43.129	3.519		19.233	6.415	306.9	16:37	37:38.269
3	3	3:38.791	34.567	1:24.581	1:39.643	3.481	3.951	18.092	6.008	309.5	16:41	41:17.060
4	3	3:37.111	34.407	1:23.762	1:38.942	3.459	3.940	17.353	5.976	311.3	16:44	44:54.171
5	3	3:37.020	34.150	1:23.787	1:39.083	3.457	3.915	17.698	6.013	310.4	16:48	48:31.191
6	3	3:47.584 B	34.002	1:23.630	1:49.952	3.919	3.919	19.024	6.310	310.4	16:52	52:18.775
7	3	13:20.590	...	1:26.941	1:40.469	3.431		17.670	6.124	307.8	17:05	1:05:39.365
8	3	3:39.470	34.004	1:24.497	1:40.969	3.562	3.932	17.261	7.606	313.1	17:09	1:09:18.835
9	3	3:37.220	34.248	1:24.067	1:38.905	3.444	3.962	17.358	5.933	311.3	17:12	1:12:56.055
10	3	3:37.035	33.832	1:23.755	1:39.448	3.661	3.934	17.204	6.339	311.3	17:16	1:16:33.090
11	3	3:55.711 B	36.469	1:27.518	1:51.724	3.977		18.822	6.309	309.5	17:20	1:20:28.801
12	2	12:42.027	9:26.552	1:30.846	1:44.629	3.557		19.448	6.587	301.0	17:33	1:33:10.828
13	2	3:47.644	35.633	1:26.693	1:45.318	3.592	3.971	19.094	6.540	313.1	17:36	1:36:58.472
14	2	3:46.344	35.925	1:26.599	1:43.820	3.559	3.968	19.481	6.383	310.4	17:40	1:40:44.816
15	2	3:41.146	34.880	1:25.466	1:40.800	3.502	3.970	18.069	6.376	310.4	17:44	1:44:25.962
16	2	3:50.196 B	35.366	1:25.476	1:49.354	3.926	3.926	18.138	6.310	310.4	17:48	1:48:16.158
17	2	15:48.358	...	1:30.559	1:45.198	3.538		18.749	6.701	310.4	18:04	2:04:04.516
18	2	3:44.708	35.050	1:26.849	1:42.809	3.632	3.965	18.134	6.430	309.5	18:07	2:07:49.224
19	2	3:45.972	35.042	1:25.868	1:45.062	3.619	3.990	18.673	6.896	310.4	18:11	2:11:35.196
20	2	3:55.570 B	36.128	1:27.478	1:51.964	3.983	3.983	19.684	6.311	311.3	18:15	2:15:30.766



24 HEURES DU MANS

16-17 JUIN 2012



FIA WEC

80^e Edition des 24 Heures du Mans

Free Practice

Sector Analysis

Lap	D	Time	Sector 1	Sector 2	Sector 3	T6	T7	Porsche	Ford	T. Spd	Hour	Elapsed
21	1	10:53.273	7:35.366	1:32.042	1:45.865	3.538		20.001	6.638	265.8	18:26	2:26:24.039
22	1	3:44.787	35.332	1:26.977	1:42.478	3.479	3.985	18.653	6.234	309.5	18:30	2:30:08.826
23	1	3:45.098	35.667	1:27.477	1:41.954	3.460	3.958	18.447	6.211	309.5	18:33	2:33:53.924
24	1	3:44.166	35.010	1:27.319	1:41.837	3.476	3.948	18.316	6.094	309.5	18:37	2:37:38.090
25	1	3:54.254 B	35.248	1:26.332	1:52.674		3.954	18.368		311.3	18:41	2:41:32.344
26	1	40:57.859	...	1:28.263	1:44.793	3.483		19.830	6.348	297.7	19:22	3:22:30.203
27	1	3:42.122	34.406	1:26.131	1:41.585	3.438	3.950	18.282	6.456	312.2	19:26	3:26:12.325
28	1	3:39.490	34.353	1:25.154	1:39.983	3.399	3.933	17.829	6.108	309.5	19:29	3:29:51.815
29	1	3:38.595	33.768	1:25.034	1:39.793	3.378	3.928	17.788	5.846	309.5	19:33	3:33:30.410
30	1	3:51.053 B	34.127	1:25.002	1:51.924		3.918	20.965		308.6	19:37	3:37:21.463
31	1	8:23.373	5:16.262	1:25.395	1:41.716	3.361		17.562	7.353	311.3	19:45	3:45:44.836
32	1	3:42.359	34.179	1:30.615	1:37.565	3.425	3.919	17.107	5.702	267.8	19:49	3:49:27.195
33	1	3:36.882	33.494	1:23.692	1:39.696	3.344	3.957	19.147	5.856	311.3	19:53	3:53:04.077
34	1	3:35.395	32.899	1:24.511	1:37.985	3.449	3.912	17.250	5.920	311.3	19:56	3:56:39.472
35	1	3:48.359 B	34.719	1:25.114	1:48.526		3.937	17.322		311.3	20:00	4:00:27.831

■ Personal Best ■ Session Best ■ B Crossing the finish line in pit lane

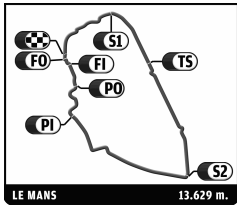
15	Oak Racing												Oak Pescarolo - Judd
	1. Franck Montagny												Judd
	2. Bertrand Baguette												LMP1

1	2	4:38.012 B	1:05.742	1:32.477	1:59.793			23.063		246.6	16:04	4:38.012
2	2	7:47.885	4:36.043	1:27.034	1:44.808	3.770		19.525	6.756	307.8	16:12	12:25.897
3	2	3:45.549	35.172	1:25.485	1:44.892	3.865	4.100	20.322	6.703	311.3	16:16	16:11.446
4	2	3:41.661	34.950	1:24.465	1:42.246	3.592	4.133	18.824	6.527	314.0	16:19	19:53.107
5	2	3:39.904	34.773	1:24.014	1:41.117	3.498	4.036	18.553	6.545	311.3	16:23	23:33.011
6	2	3:40.462	35.596	1:24.295	1:40.571	3.664	3.981	18.055	6.351	310.4	16:27	27:13.473
7	2	3:38.414	34.323	1:23.804	1:40.287	3.537	4.051	18.102	6.327	309.5	16:30	30:51.887
8	2	3:41.333	34.071	1:26.631	1:40.631	3.494	4.005	18.319	6.536	313.1	16:34	34:33.220
9	2	3:42.345	34.869	1:25.050	1:42.426	3.429	3.988	19.656	6.465	309.5	16:38	38:15.565
10	2	3:39.285	34.060	1:23.909	1:41.316	3.419	3.961	19.487	6.270	309.5	16:41	41:54.850
11	2	3:40.207	34.015	1:25.329	1:40.863	3.557	3.957	18.165	6.618	313.1	16:45	45:35.057
12	2	3:49.593 B	34.106	1:25.909	1:49.578		3.995	18.824		310.4	16:49	49:24.650
13	2	10:13.101	7:06.040	1:25.615	1:41.446	3.446		18.267	6.373	306.1	16:59	59:37.751
14	2	3:44.532	35.787	1:25.469	1:43.276	3.462	3.990	19.401	6.473	306.1	17:03	1:03:22.283
15	2	3:39.944	34.706	1:24.847	1:40.391	3.418	3.994	18.095	6.283	307.8	17:07	1:07:02.227
16	2	3:53.886 B	34.782	1:24.968	1:54.136		3.983	19.950		307.8	17:10	1:10:56.113
17	2	10:04.365	6:51.518	1:30.447	1:42.400	3.426		18.258	6.318	238.6	17:21	1:21:00.478
18	2	3:45.086	34.090	1:28.031	1:42.965	3.433	3.998	19.868	6.314	274.5	17:24	1:24:45.564
19	2	3:41.680	33.913	1:24.577	1:43.190	3.428	3.980	19.453	6.438	308.6	17:28	1:28:27.244
20	2	3:48.553 B	35.646	1:25.164	1:47.743		3.969	18.213		306.9	17:32	1:32:15.797
21	1	7:00.855	3:45.251	1:30.882	1:44.722	3.507		18.993	6.648	304.3	17:39	1:39:16.652
22	1	3:43.540	35.453	1:26.262	1:41.825	3.434	4.013	18.107	6.280	308.6	17:43	1:43:00.192
23	1	3:41.499	34.560	1:26.145	1:40.794	3.424	3.977	17.717	6.073	313.1	17:46	1:46:41.691
24	1	3:41.375	34.926	1:24.823	1:41.626	3.444	3.978	18.674	6.132	313.1	17:50	1:50:23.066
25	1	3:46.764 B	34.965	1:24.435	1:47.364		3.981	17.680		310.4	17:54	1:54:09.830
26	1	12:14.627	9:04.660	1:27.542	1:42.425	3.387		18.146	6.252	306.9	18:06	2:06:24.457
27	1	3:51.323 B	34.455	1:25.553	1:51.315		3.971	19.027		312.2	18:10	2:10:15.780
28	1	7:14.652	4:03.102	1:27.694	1:43.856	3.394		19.823	6.373	308.6	18:17	2:17:30.432
29	1	3:38.433	34.310	1:24.510	1:39.613	3.389	3.980	17.423	6.049	310.4	18:21	2:21:08.865
30	1	3:39.244	34.773	1:24.647	1:39.824	3.402	3.964	17.580	6.129	313.1	18:24	2:24:48.109
31	1	3:41.195	34.445	1:26.817	1:39.933	3.439	3.971	17.649	6.063	314.9	18:28	2:28:29.304
32	1	3:39.862	35.143	1:24.663	1:40.056	3.607	3.974	17.795	6.195	312.2	18:32	2:32:09.166
33	1	3:38.885	34.750	1:24.601	1:39.534	3.472	4.063	17.614	6.121	310.4	18:35	2:35:48.051
34	1	3:50.787 B	34.905	1:25.047	1:50.835		3.996	18.206		310.4	18:39	2:39:38.838
35	1	10:22.954	7:07.022	1:33.236	1:42.696	3.385		18.452	6.328	278.0	18:50	2:50:01.792
36	1	3:51.551 B	34.617	1:25.358	1:51.576		3.955	19.995		311.3	18:53	2:53:53.343
37	1	6:27.719	3:17.884	1:26.227	1:43.608	3.501		18.908	6.205	310.4	19:00	3:00:21.062
38	1	3:53.484 B	35.079	1:26.500	1:51.905		4.001	18.600		308.6	19:04	3:04:14.546
39	3	7:33.672	4:13.644	1:32.670	1:47.358	3.627		20.573	6.588	244.4	19:11	3:11:48.218



24 HEURES DU MANS

16-17 JUIN 2012



FIA WEC

80^e Edition des 24 Heures du Mans

Free Practice

Sector Analysis

■ Personal Best ■ Session Best B Crossing the finish line in pit lane

Lap	D	Time	Sector 1	Sector 2	Sector 3	T6	T7	Porsche	Ford	T. Spd	Hour	Elapsed
40	3	3:44.934	36.261	1:26.583	1:42.090	3.571	4.057	18.582	6.182	311.3	19:15	3:15:33.152
41	3	3:45.075	35.391	1:27.608	1:42.076	3.476	4.032	18.712	6.207	305.2	19:19	3:19:18.227
42	3	3:41.826	34.524	1:24.842	1:42.460	3.481	3.994	18.526	6.335	309.5	19:23	3:23:00.053
43	3	3:45.272	35.642	1:25.956	1:43.674	3.507	3.980	19.530	6.282	311.3	19:26	3:26:45.325
44	3	3:40.475	34.304	1:24.624	1:41.547	3.487	4.001	17.924	6.402	309.5	19:30	3:30:25.800
45	3	3:37.843	34.098	1:24.474	1:39.271	3.403	3.981	17.585	5.918	313.1	19:34	3:34:03.643
46	3	4:05.122B	35.257	1:31.885	1:57.980		3.962	21.058		280.2	19:38	3:38:08.765
47	3	8:42.642	5:29.716	1:27.840	1:45.086	3.589		19.028	6.329	306.1	19:46	3:46:51.407
48	3	3:44.806	35.027	1:28.325	1:41.454	3.498	4.050	18.299	6.084	306.9	19:50	3:50:36.213
49	3	3:47.122	35.186	1:29.530	1:42.406	3.547	4.019	18.960	6.107	299.3	19:54	3:54:23.335
50	3	3:40.224	34.298	1:24.933	1:40.993	3.601	4.031	18.699	5.979	307.8	19:58	3:58:03.559
51	3	3:45.243	34.644	1:24.625	1:45.974	3.552	4.058	21.726	6.213	309.5	20:01	4:01:48.802

16	Pescarolo Team											Pescarolo 03 - Judd LMP1
	1. Emmanuel Collard	3. Stuart Hall										
	2. Jean-Christophe Boullion											

1	3	7:53.483B	4:16.563	1:34.637	2:02.283			23.333		262.6	16:07	7:53.483
2	3	8:19.460	4:56.778	1:30.840	1:51.842	3.730		23.514	7.077	299.3	16:16	16:12.943
3	3	3:56.251	38.206	1:28.929	1:49.116	3.640	4.087	21.275	6.845	306.1	16:20	20:09.194
4	3	3:51.567	36.592	1:28.133	1:46.842	3.720	4.060	21.151	6.780	307.8	16:24	24:00.761
5	3	3:50.262	36.115	1:27.914	1:46.233	3.589	4.076	20.806	6.541	309.5	16:27	27:51.023
6	3	3:57.823B	35.812	1:27.306	1:54.705		4.051	19.980		303.5	16:31	31:48.846
7	3	8:52.869	5:37.940	1:28.764	1:46.165	3.633		20.442	6.581	302.7	16:40	40:41.715
8	3	3:52.547	35.781	1:28.830	1:47.936	3.581	4.043	20.896	6.682	284.5	16:44	44:34.262
9	3	3:48.979	36.112	1:27.750	1:45.117	3.542	4.015	19.920	6.409	302.7	16:48	48:23.241
10	3	3:47.059	35.285	1:27.535	1:44.239	3.603	4.008	19.737	6.281	304.3	16:52	52:10.300
11	3	3:58.369B	35.302	1:28.783	1:54.284		4.026	20.561		308.6	16:56	56:08.669
12	3	10:06.003B	6:39.227	1:30.819	1:55.957			20.341		301.0	17:06	1:06:14.672
13	3	6:19.654	3:07.301	1:27.851	1:44.502	3.555		19.913	6.164	303.5	17:12	1:12:34.326
14	3	3:48.128	36.606	1:27.695	1:43.827	3.604	4.022	19.183	6.323	307.8	17:16	1:16:22.454
15	3	3:47.776	35.536	1:29.093	1:43.147	3.537	4.042	19.250	6.142	304.3	17:20	1:20:10.230
16	3	3:49.765	35.018	1:27.909	1:46.838	3.545	4.018	22.054	6.252	304.3	17:23	1:23:59.995
17	3	3:53.200B	35.116	1:26.393	1:51.691		4.017	19.397		305.2	17:27	1:27:53.195
18	1	8:02.244	4:46.983	1:28.835	1:46.426	3.546		19.995	6.373	303.5	17:35	1:35:55.439
19	1	3:42.029	34.887	1:26.103	1:41.039	3.436	4.035	17.978	6.107	309.5	17:39	1:39:37.468
20	1	3:55.268B	34.372	1:27.927	1:52.969		3.990	18.050		309.5	17:43	1:43:32.736
21	1	24:09.862	...	1:29.797	1:44.628	3.462		18.917	6.464	297.7	18:07	2:07:42.598
22	1	3:42.549	34.605	1:26.450	1:41.494	3.401	4.003	18.482	5.977	302.7	18:11	2:11:25.147
23	1	3:39.656	34.474	1:25.539	1:39.643	3.443	3.981	17.470	6.050	303.5	18:15	2:15:04.803
24	1	3:52.835B	35.845	1:26.760	1:50.230		3.981	17.858		302.7	18:18	2:18:57.638
25	1	9:01.450	5:50.743	1:28.430	1:42.277	3.498		18.664	6.054	301.0	18:27	2:27:59.088
26	1	3:40.106	34.416	1:25.777	1:39.913	3.440	4.027	17.431	6.000	304.3	18:31	2:31:39.194
27	1	3:53.330B	34.288	1:25.091	1:53.951		4.004	19.356		305.2	18:35	2:35:32.524
28	1	10:39.392	7:24.604	1:28.882	1:45.906	3.501		21.546	6.191	300.2	18:46	2:46:11.916
29	1	3:49.363	34.687	1:29.619	1:45.057	3.458	4.014	21.122	6.274	307.8	18:50	2:50:01.279
30	1	3:41.968	34.421	1:25.577	1:41.970	3.464	3.997	18.032	6.070	302.7	18:53	2:53:43.247
31	1	3:41.342	34.476	1:25.494	1:41.372	3.409	4.000	17.956	5.998	307.8	18:57	2:57:24.589
32	1	3:56.218B	34.510	1:25.899	1:55.809		3.977	22.278		304.3	19:01	3:01:20.807
33	1	25:49.917	...	1:29.314	1:42.331	3.565		18.073	6.248	299.3	19:27	3:27:10.724
34	1	3:41.292	34.397	1:25.633	1:41.262	3.448	4.034	18.168	6.001	304.3	19:30	3:30:52.016
35	1	3:40.722	34.449	1:25.751	1:40.522	3.381	3.981	18.125	5.900	306.1	19:34	3:34:32.738
36	1	3:54.025B	35.011	1:26.069	1:52.945		3.956	19.984		309.5	19:38	3:38:26.763
37	2	6:43.186	3:26.720	1:30.047	1:46.419	3.559		20.792	6.379	299.3	19:45	3:45:09.949

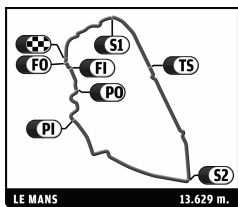
17	Pescarolo Team											Dome - Judd LMP1
	1. Sébastien Bourdais	3. Seiji Ara										
	2. Nicolas Minassian											

1	2	6:05.648B	2:07.979	1:49.944	2:07.725			25.344		181.5	16:06	6:05.648
2	2	8:40.450	5:22.403	1:31.758	1:46.289	3.546		19.574	6.736	297.7	16:14	14:46.098



24 HEURES DU MANS

16-17 JUIN 2012



FIA WEC

80^e Edition des 24 Heures du Mans

Free Practice

Sector Analysis

■ Personal Best ■ Session Best B Crossing the finish line in pit lane

Lap	D	Time	Sector 1	Sector 2	Sector 3	T6	T7	Porsche	Ford	T. Spd	Hour	Elapsed
3	2	3:46.081	36.122	1:27.548	1:42.411	3.420	4.009	18.257	6.238	310.4	16:18	18:32.179
4	2	3:52.093B	34.840	1:26.028	1:51.225		3.961	18.914		312.2	16:22	22:24.272
5	2	5:36.120	2:26.561	1:26.687	1:42.872	3.396		18.209	6.237	311.3	16:28	28:00.392
6	2	3:38.891	34.335	1:25.252	1:39.304	3.424	3.948	17.213	5.983	309.5	16:31	31:39.283
7	2	4:07.755B	35.835	1:35.147	1:56.773		3.954	18.520		224.4	16:35	35:47.038
8	1	19:20.868	...	1:31.302	1:47.383	3.641		20.602	6.428	309.5	16:55	55:07.906
9	1	3:48.508	36.890	1:28.782	1:42.836	3.482	4.033	18.527	6.344	307.8	16:58	58:56.414
10	1	3:39.581	34.856	1:25.712	1:39.013	3.417	3.963	17.401	5.991	311.3	17:02	1:02:35.995
11	1	3:38.146	33.971	1:25.592	1:38.583	3.375	3.943	17.115	5.892	314.9	17:06	1:06:14.141
12	1	3:34.760	33.963	1:23.437	1:37.360	3.340	3.927	16.711	5.705	316.7	17:09	1:09:48.901
13	1	3:51.889B	35.208	1:24.519	1:52.162		3.928	20.854		314.9	17:13	1:13:40.790
14	1	8:28.572	5:21.896	1:25.821	1:40.855	3.367		17.526	6.030	310.4	17:22	1:22:09.362
15	1	3:39.859	34.104	1:25.994	1:39.761	3.367	3.969	16.923	5.969	311.3	17:25	1:25:49.221
16	1	3:51.071B	34.406	1:24.116	1:52.549		3.930	19.337		313.1	17:29	1:29:40.292
17	3	22:29.973	...	1:32.132	1:44.419	3.807		18.943	6.629	251.8	17:52	1:52:10.265
18	3	3:44.823	35.478	1:27.617	1:41.728	3.580	4.053	18.440	6.392	314.9	17:55	1:55:55.088
19	3	3:43.611	35.014	1:26.879	1:41.718	3.494	3.985	18.730	6.321	315.8	17:59	1:59:38.699
20	3	3:41.808	34.626	1:25.572	1:41.610	3.460	3.969	19.146	6.105	313.1	18:03	2:03:20.507
21	3	3:40.226	34.548	1:25.309	1:40.369	3.436	3.958	17.784	6.072	312.2	18:07	2:07:00.733
22	3	3:38.972	34.266	1:25.096	1:39.610	3.444	3.944	17.567	5.989	314.0	18:10	2:10:39.705
23	3	3:50.199B	34.978	1:26.068	1:49.153		3.943	17.739		312.2	18:14	2:14:29.904
24	3	5:14.823	2:04.992	1:26.601	1:43.230	3.497		19.678	6.335	312.2	18:19	2:19:44.727
25	3	3:43.567	34.596	1:25.788	1:43.183	3.482	3.975	19.689	6.211	313.1	18:23	2:23:28.294
26	3	3:41.043	34.691	1:25.568	1:40.784	3.502	3.988	18.052	6.192	313.1	18:27	2:27:09.337
27	3	3:40.200	34.401	1:25.430	1:40.369	3.494	3.988	17.916	6.035	312.2	18:30	2:30:49.537
28	3	3:53.651B	34.492	1:25.599	1:53.560		3.978	19.396		312.2	18:34	2:34:43.188
29	1	8:25.615	5:13.126	1:29.235	1:43.254	3.509		18.943	6.258	308.6	18:43	2:43:08.803
30	1	3:56.718B	34.708	1:25.592	1:56.418		4.003	22.911		311.3	18:47	2:47:05.521
31	1	7:21.914	4:11.524	1:28.465	1:41.925	3.488		18.203	6.169	310.4	18:54	2:54:27.435
32	1	3:41.037	34.420	1:25.676	1:40.941	3.549	3.972	17.628	6.193	313.1	18:58	2:58:08.472
33	1	3:59.473B	34.207	1:33.234	1:52.032		3.991	19.711		310.4	19:02	3:02:07.945
34	1	7:33.691	4:11.610	1:37.788	1:44.293	3.520		19.374	6.168	296.9	19:09	3:09:41.636
35	1	3:45.028	34.380	1:25.203	1:45.445	3.438	3.984	17.932	6.006	312.2	19:13	3:13:26.664
36	1	3:57.766B	34.063	1:32.631	1:51.072		3.947	18.979		316.7	19:17	3:17:24.430
37	1	6:32.224	3:22.885	1:26.610	1:42.729	3.323		20.280	6.055	316.7	19:23	3:23:56.654
38	1	3:35.098	33.692	1:23.567	1:37.839	3.385	3.938	16.911	5.721	314.0	19:27	3:27:31.752
39	1	3:34.035	33.495	1:22.861	1:37.679	3.672	3.936	16.870	6.103	316.7	19:31	3:31:05.787
40	1	3:52.474B	36.396	1:25.727	1:50.351		4.021	18.608		315.8	19:34	3:34:58.261
41	2	10:57.639	7:43.657	1:28.633	1:45.349	3.588		19.892	6.859	313.1	19:45	3:45:55.900
42	2	3:55.491	34.696	1:37.434	1:43.361	3.499	4.012	18.381	6.648	315.8	19:49	3:49:51.391
43	2	3:53.430B	35.916	1:27.195	1:50.319		3.983	18.472		318.5	19:53	3:53:44.821
44	2	7:16.966	4:05.696	1:28.672	1:42.598	3.437		18.380	6.419	311.3	20:01	4:01:01.787

21

Strakka Racing

1. Nick Leventis
2. Danny Watts

3. Jonny Kane

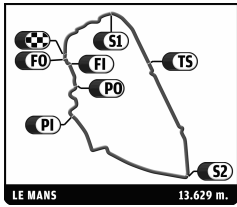
HPD ARX 03a - Honda
LMP1

1	3	14:57.424	...	1:29.456	1:46.105	3.488		20.358	6.597	306.1	16:14	14:57.424
2	3	3:44.807	35.762	1:25.439	1:43.606	3.378	3.939	21.466	6.066	314.9	16:18	18:42.231
3	3	3:40.153	34.239	1:24.322	1:41.592	3.423	3.884	19.052	6.250	316.7	16:22	22:22.384
4	3	3:39.493	35.219	1:23.864	1:40.410	3.373	3.870	18.306	5.998	317.6	16:26	26:01.877
5	3	3:36.034	34.788	1:22.631	1:38.615	3.302	3.864	18.021	5.856	318.5	16:29	29:37.911
6	3	3:35.893	33.659	1:23.287	1:38.947	3.305	3.847	18.091	5.900	316.7	16:33	33



24 HEURES DU MANS

16-17 JUIN 2012



FIA WEC

80^e Edition des 24 Heures du Mans

Free Practice

Sector Analysis

■ Personal Best ■ Session Best B Crossing the finish line in pit lane

Lap	D	Time	Sector 1	Sector 2	Sector 3	T6	T7	Porsche	Ford	T. Spd	Hour	Elapsed
13	1	3:48.083	36.160	1:26.779	1:45.144	3.607	3.960	19.634	7.019	314.9	17:07	1:07:48.247
14	1	3:44.763	35.516	1:26.167	1:43.080	3.558	3.956	19.116	6.639	314.9	17:11	1:11:33.010
15	1	3:43.492	34.872	1:25.403	1:43.217	3.594	3.935	19.001	6.837	316.7	17:15	1:15:16.502
16	1	3:43.729	35.106	1:25.758	1:42.865	3.682	3.928	18.967	6.641	318.5	17:19	1:19:00.231
17	1	3:53.707 B	35.268	1:25.474	1:52.965	3.945	3.945	19.959	6.837	315.8	17:22	1:22:53.938
18	1	6:47.753	3:33.519	1:29.955	1:44.279	3.559	3.559	19.389	6.762	288.3	17:29	1:29:41.691
19	1	3:44.187	35.216	1:26.613	1:42.358	3.587	3.926	18.793	6.505	317.6	17:33	1:33:25.878
20	1	3:44.446	34.971	1:25.453	1:44.022	3.545	3.938	19.555	6.461	316.7	17:37	1:37:10.324
21	1	3:43.166	34.566	1:24.931	1:43.669	3.605	3.912	20.062	6.773	315.8	17:40	1:40:53.490
22	1	3:40.819	35.098	1:24.673	1:41.048	3.554	3.937	18.495	6.311	315.8	17:44	1:44:34.309
23	1	3:54.612 B	34.972	1:25.442	1:54.198	3.915	3.915	19.222	6.837	315.8	17:48	1:48:28.921
24	2	5:52.746	2:47.099	1:25.406	1:40.241	3.390	3.390	17.974	6.480	314.9	17:54	1:54:21.667
25	2	3:35.955	33.689	1:23.756	1:38.510	3.369	3.861	16.867	6.076	314.9	17:57	1:57:57.622
26	2	3:34.128	33.504	1:22.627	1:37.997	3.332	3.844	17.675	5.874	315.8	18:01	2:01:31.750
27	2	3:44.600 B	33.132	1:23.997	1:47.471	3.842	3.842	17.281	6.837	318.5	18:05	2:05:16.350
28	2	10:46.573	7:41.511	1:24.689	1:40.373	3.321	3.321	19.149	6.279	309.5	18:16	2:16:02.923
29	2	3:34.346	33.304	1:23.830	1:37.212	3.318	3.853	16.549	5.985	315.8	18:19	2:19:37.269
30	2	3:33.130	33.900	1:22.221	1:37.009	3.366	3.862	16.475	6.083	315.8	18:23	2:23:10.399
31	2	3:45.246 B	33.315	1:22.803	1:49.128	3.866	3.866	19.160	6.837	316.7	18:26	2:26:55.645
32	2	6:28.507	3:24.468	1:24.646	1:39.393	3.355	3.355	17.890	6.330	313.1	18:33	2:33:24.152
33	2	3:49.020	33.561	1:32.750	1:42.709	3.364	3.863	18.244	6.231	314.9	18:37	2:37:13.172
34	2	3:34.334	34.061	1:22.656	1:37.617	3.330	3.866	17.546	5.895	315.8	18:40	2:40:47.506
35	2	3:31.651	33.151	1:22.706	1:35.794	3.299	3.861	16.404	5.765	316.7	18:44	2:44:19.157
36	2	4:06.418 B	33.998	1:26.681	2:05.739	3.842	3.842	26.646	6.837	316.7	18:48	2:48:25.575
37	1	6:32.647	3:14.108	1:30.050	1:48.489	3.707	3.707	21.976	6.860	301.0	18:54	2:54:58.222
38	1	3:48.402	35.716	1:26.383	1:46.303	3.596	3.983	20.855	6.664	314.9	18:58	2:58:46.624
39	1	3:45.666	36.430	1:25.964	1:43.272	3.508	3.933	19.151	6.587	314.9	19:02	3:02:32.290
40	1	3:43.923	35.129	1:25.504	1:43.290	3.609	3.923	19.174	6.759	314.9	19:06	3:06:16.213
41	1	3:44.479	35.515	1:25.850	1:43.114	3.554	3.934	19.387	6.372	317.6	19:10	3:10:00.692
42	1	3:55.507 B	35.383	1:25.645	1:54.479	3.925	3.925	19.231	6.837	314.9	19:13	3:13:56.199
43	1	10:33.134	7:18.494	1:30.759	1:43.881	3.566	3.566	18.993	6.487	282.3	19:24	3:24:29.333
44	1	3:44.658	35.336	1:26.469	1:42.853	3.566	3.933	18.829	6.397	316.7	19:28	3:28:13.991
45	1	3:46.162	35.582	1:25.475	1:45.105	3.634	3.944	18.610	6.317	315.8	19:32	3:32:00.153
46	1	3:43.749	35.078	1:25.094	1:43.577	3.750	3.954	20.500	6.178	314.9	19:35	3:35:43.902
47	1	3:42.937	35.384	1:25.810	1:41.743	3.538	3.971	18.207	6.770	315.8	19:39	3:39:26.839
48	1	3:41.362	34.757	1:24.886	1:41.719	3.556	3.919	18.934	6.373	314.9	19:43	3:43:08.201
49	1	3:56.647 B	36.000	1:25.491	1:55.156	3.901	3.901	19.573	6.837	315.8	19:47	3:47:04.848

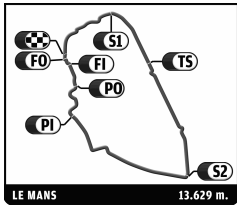
22	JRM											HPD ARX 03a - Honda
	1. David Brabham	3. Peter Dumbreck										LMP1
	2. Karun Chandhok											

1	1	5:44.196	2:14.174	1:35.623	1:54.399	3.902	3.902	23.933	7.448	223.4	16:05	5:44.196
2	1	3:55.206	37.676	1:29.006	1:48.524	3.701	4.048	21.468	7.127	308.6	16:09	9:39.402
3	1	3:59.822	36.677	1:30.464	1:52.681	3.704	3.988	24.022	7.233	300.2	16:13	13:39.224
4	1	3:47.235	35.950	1:26.335	1:44.950	3.676	3.993	20.117	6.750	316.7	16:17	17:26.459
5	1	3:48.302	35.505	1:25.595	1:47.202	3.603	3.988	22.624	6.972	314.9	16:21	21:14.761
6	1	3:42.501	35.174	1:24.917	1:42.410	3.621	3.945	19.392	6.614	314.0	16:24	24:57.262
7	1	3:56.087 B	35.575	1:25.535	1:54.977	3.937	3.937	21.225	6.837	316.7	16:28	28:53.349
8	1	15:03.639	...	1:26.786	1:41.671	3.391	3.391	18.696	6.341	293.7	16:43	43:56.988
9	1	3:40.118	34.813	1:23.801	1:41.504	3.459	3.872	19.555	6.615	315.8	16:47	47:37.106
10	1	3:38.298	34.840	1:24.237	1:39.221	3.492	3.900	18.012	6.251	317.6	16:51	51:15.404
11	1	3:49.076 B	34.052	1:25.541	1:49.483	3.885	3.885	18.429	6.837	314.9	16:55	55:04.480
12	1	25:09.194	...	1:33.440	1:42.182	3.493	3.493	18.713	6.151	306.9	17:20	1:20:13.674
13	1	3:39.963	34.388	1:25.629	1:39.946	3.471	3.936	17.881	6.179	294.5	17:23	1:23:53.637
14	1	3:38.321	34.286	1:22.903	1:41.132	3.452	3.930	18.903	7.364	314.9	17:27	1:27:31.958
15	1	3:35.508	34.095	1:23.220	1:38.193	3.411	3.915	17.460	6.011	315.8	17:31	1:31:07.466
16	1	3:44.676 B	33.809	1:23.062	1:47.805	3.897	3.897	18.055	6.837	317.6	17:34	1:34:52.142
17	2	30:13.223	...	1:30.234	1:47.298	3.513	3.513	21.408	6.914	311.3	18:05	2:05:05.365



24 HEURES DU MANS

16-17 JUIN 2012



FIA WEC

80^e Edition des 24 Heures du Mans

Free Practice

Sector Analysis

■ Personal Best ■ Session Best B Crossing the finish line in pit lane

Lap	D	Time	Sector 1	Sector 2	Sector 3	T6	T7	Porsche	Ford	T. Spd	Hour	Elapsed
18	2	3:40.723	34.727	1:24.393	1:41.603	3.475	3.954	18.645	6.655	314.9	18:08	2:08:46.088
19	2	3:38.905	33.928	1:23.570	1:41.407	3.454	3.936	18.263	6.140	315.8	18:12	2:12:24.993
20	2	3:40.667	34.410	1:24.112	1:42.145	3.489	3.934	18.718	7.525	314.9	18:16	2:16:05.660
21	2	3:37.555	33.868	1:23.590	1:40.097	3.489	3.934	18.995	6.048	314.9	18:19	2:19:43.215
22	2	3:51.604B	34.072	1:27.076	1:50.456	3.923	3.923	19.001	313.1	313.1	18:23	2:23:34.819
23	2	24:37.191B	...	2:31.767	3:46.426	44.672	...	314.0	18:48	2:48:12.010
24	1	33:47.753	...	1:27.570	1:42.833	3.406	...	18.484	6.165	275.2	19:21	3:21:59.763
25	1	3:35.706	33.512	1:23.554	1:38.640	3.396	3.900	17.352	6.623	315.8	19:25	3:25:35.469
26	1	3:34.641	33.461	1:22.204	1:38.976	3.510	3.895	18.098	6.225	314.0	19:29	3:29:10.110
27	1	3:51.230B	34.768	1:23.326	1:53.136	...	3.935	22.649	...	314.0	19:33	3:33:01.340
28	3	14:28.763	...	1:33.024	1:49.885	3.612	...	22.720	6.866	306.1	19:47	3:47:30.103
29	3	3:57.272B	34.973	1:28.673	1:53.626	...	3.999	19.810	...	313.1	19:51	3:51:27.375

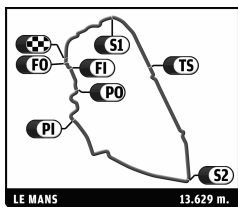
23 Signatech Nissan
 1. Franck Mailleux 3. Jordan Tresson
 2. Olivier Lombard Oreca 03 - Nissan LMP2

1	2	4:35.938	1:05.976	1:36.732	1:53.230	3.706	...	22.049	7.197	278.7	16:04	4:35.938
2	2	3:54.476	37.397	1:29.544	1:47.535	3.644	4.148	20.449	6.506	292.9	16:08	8:30.414
3	2	3:52.868	35.957	1:29.452	1:47.459	3.545	4.117	19.881	6.388	294.5	16:12	12:23.282
4	2	4:00.928	35.545	1:29.302	1:56.081	3.542	4.100	17.959	6.571	294.5	16:16	16:24.210
5	2	3:47.252	36.171	1:27.615	1:43.466	3.642	4.110	18.590	6.254	293.7	16:20	20:11.462
6	2	3:50.045	35.351	1:28.086	1:46.608	3.570	4.142	20.168	7.143	296.9	16:24	24:01.507
7	2	3:49.876	35.593	1:28.163	1:46.120	3.522	4.109	20.099	6.674	296.9	16:27	27:51.383
8	2	3:47.547	35.821	1:27.845	1:43.881	3.487	4.077	18.736	6.291	293.7	16:31	31:38.930
9	2	3:46.122	35.742	1:28.392	1:41.988	3.672	4.082	17.418	6.253	289.0	16:35	35:25.052
10	2	3:54.756B	35.428	1:27.843	1:51.485	4.138	4.138	17.824	6.253	290.6	16:39	39:19.808
11	1	6:00.758	2:44.935	1:29.420	1:46.403	3.465	...	19.907	6.504	292.9	16:45	45:20.566
12	1	3:48.534	35.531	1:28.663	1:44.340	3.948	4.074	18.157	7.085	292.1	16:49	49:09.100
13	1	3:45.824	35.940	1:27.658	1:42.226	3.441	4.208	17.924	6.055	291.4	16:52	52:54.924
14	1	3:44.296	34.903	1:26.991	1:42.402	3.468	4.065	18.018	6.042	293.7	16:56	56:39.220
15	1	3:48.665	35.091	1:27.808	1:45.766	3.460	4.069	20.714	6.123	293.7	17:00	1:00:27.885
16	1	3:45.963	34.937	1:27.522	1:43.504	3.520	4.069	18.892	6.156	292.1	17:04	1:04:13.848
17	1	3:45.193	35.901	1:27.547	1:41.745	3.451	4.079	17.665	6.041	292.1	17:07	1:07:59.041
18	1	3:48.173	35.125	1:28.818	1:44.230	3.465	4.062	20.134	6.045	296.9	17:11	1:11:47.214
19	1	3:43.648	34.793	1:27.084	1:41.771	3.455	4.052	17.761	6.032	294.5	17:15	1:15:30.862
20	1	3:54.912B	34.939	1:28.044	1:51.929	4.041	4.041	18.564	6.032	292.9	17:19	1:19:25.774
21	2	8:16.788	5:04.389	1:28.991	1:43.408	3.551	...	17.660	6.845	292.1	17:27	1:27:42.562
22	2	3:47.339	36.460	1:27.671	1:43.208	3.497	4.122	18.983	6.110	296.1	17:31	1:31:29.901
23	2	9:57.898B	35.298	1:27.090	7:55.510	...	4.093	21.638	...	293.7	17:41	1:41:27.799
24	2	12:22.669	9:08.440	1:29.469	1:44.760	3.524	...	19.177	6.444	292.1	17:53	1:53:50.468
25	2	3:46.155	35.535	1:29.028	1:41.592	3.544	4.093	17.403	6.182	292.1	17:57	1:57:36.623
26	2	3:43.577	34.812	1:26.845	1:41.920	3.508	4.092	17.535	6.407	296.1	18:01	2:01:20.200
27	2	3:47.178	35.649	1:28.356	1:43.173	3.609	4.082	18.237	6.665	293.7	18:05	2:05:07.378
28	2	3:46.280	35.725	1:27.324	1:43.231	3.555	4.105	17.854	6.479	296.1	18:08	2:08:53.658
29	2	3:53.945B	35.045	1:27.259	1:51.641	4.084	4.084	18.403	6.479	293.7	18:12	2:12:47.603
30	3	27:12.495	...	1:32.247	1:49.534	3.639	...	21.692	6.932	290.6	18:40	2:40:00.098
31	3	3:49.678	35.845	1:28.800	1:45.033	3.631	4.143	18.927	6.627	295.3	18:43	2:43:49.776
32	3	3:51.698	35.413	1:28.436	1:47.849	3.567	4.134	20.523	6.690	294.5	18:47	2:47:41.474
33	3	3:49.281	35.603	1:29.755	1:43.923	3.552	4.101	18.572	6.531	293.7	18:51	2:51:30.755
34	3	3:48.586	35.569	1:28.136	1:44.881	3.591	4.098	19.313	6.417	292.9	18:55	2:55:19.341
35	3	3:55.838B	35.318	1:28.396	1:52.124	4.112	4.112	18.198	6.417	293.7	18:59	2:59:15.179
36	3	5:02.405	1:47.503	1:29.893	1:45.009	3.599	...	18.690	6.521	295.3	19:04	3:04:17.584
37	3	3:47.006	35.359	1:28.309	1:43.338	3.540	4.129	18.253	6.349	292.1	19:08	3:08:04.590
38	3	6:20.147B	35.724	1:28.691	4:15.732	...	4.103	25.362	...	292.9	19:14	3:14:24.737
39	3	16:35.145	...	1:28.668	1:42.814	3.590	...	18.137	6.226	292.1	19:30	3:30:59.882
40	3	3:45.440	35.806	1:27.859	1:41.775	3.565	4.117	17.760	6.230	294.5	19:34	3:34:45.322
41	3	3:48.829	34.642	1:27.328	1:46.859	3.569	4.102	19.530	7.032	296.9	19:38	3:38:34.151
42	3	3:59.910B	36.019	1:27.664	1:56.227	...	4.103	21.991	...	295.3	19:42	3:42:34.061



24 HEURES DU MANS

16-17 JUIN 2012



FIA WEC

80^e Edition des 24 Heures du Mans

Free Practice

Sector Analysis

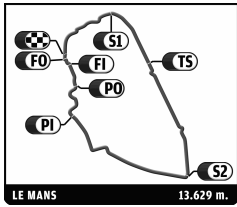
■ Personal Best ■ Session Best B Crossing the finish line in pit lane

Lap	D	Time	Sector 1	Sector 2	Sector 3	T6	T7	Porsche	Ford	T. Spd	Hour	Elapsed
24		Oak Racing 1. Jacques Nicolet 2. Matthieu Lahaye		3. Olivier Pla								Morgan - Judd LMP2
1	1	5:06.811 B	1:09.447	1:39.848	2:17.516			26.060		243.3	16:05	5:06.811
2	1	16:51.270	...	1:32.871	1:51.511	3.830		21.359	7.332	299.3	16:21	21:58.081
3	1	3:56.622	37.238	1:30.033	1:49.351	3.775	4.212	20.439	7.067	300.2	16:25	25:54.703
4	1	4:04.832 B	37.924	1:29.072	1:57.836			21.163		300.2	16:29	29:59.535
5	1	6:03.731	2:47.089	1:30.256	1:46.386	3.660		20.005	6.631	298.5	16:36	36:03.266
6	1	3:50.803	36.009	1:28.476	1:46.318	3.707	4.146	20.166	6.859	301.0	16:39	39:54.069
7	1	3:53.958	36.548	1:30.068	1:47.342	3.597	4.154	20.176	6.672	301.8	16:43	43:48.027
8	1	3:49.052	35.845	1:28.251	1:44.956	3.709	4.104	19.291	6.696	300.2	16:47	47:37.079
9	1	3:51.488	36.545	1:29.364	1:45.579	3.590	4.162	19.802	6.772	302.7	16:51	51:28.567
10	1	3:48.937	35.802	1:27.795	1:45.340	3.648	4.112	19.751	6.610	302.7	16:55	55:17.504
11	1	3:50.502	37.106	1:28.141	1:45.255	3.622	4.106	19.578	6.657	300.2	16:59	59:08.006
12	1	3:51.174	36.754	1:27.430	1:46.990	3.607	4.114	21.567	6.998	300.2	17:02	1:02:59.180
13	1	3:49.366	36.249	1:28.565	1:44.552	3.618	4.112	19.355	6.652	299.3	17:06	1:06:48.546
14	1	3:54.602	36.590	1:28.513	1:49.499	3.727	4.115	22.749	7.083	302.7	17:10	1:10:43.148
15	1	3:50.408	36.169	1:29.549	1:44.690	3.594	4.150	19.378	6.706	303.5	17:14	1:14:33.556
16	1	4:01.798 B	37.537	1:29.621	1:54.640		4.102	20.134		300.2	17:18	1:18:35.354
17	3	6:48.019	3:33.095	1:30.247	1:44.677	3.497		18.864	6.499	305.2	17:25	1:25:23.373
18	3	3:43.940	35.147	1:27.228	1:41.565	3.470	4.078	17.908	6.098	304.3	17:29	1:29:07.313
19	3	3:49.745	34.809	1:28.160	1:46.776	3.831	4.059	21.307	7.151	306.1	17:32	1:32:57.058
20	3	3:40.727	34.898	1:25.650	1:40.179	3.440	4.180	17.501	5.981	303.5	17:36	1:36:37.785
21	3	3:57.271 B	35.815	1:27.868	1:53.588		4.046	18.668		301.8	17:40	1:40:35.056
22	3	11:42.800	8:15.158	1:36.416	1:51.226	3.448		19.141	6.803	237.0	17:52	1:52:17.856
23	3	3:42.045	34.560	1:26.586	1:40.899	3.539	4.054	17.796	6.337	303.5	17:55	1:55:59.901
24	3	3:44.631	36.262	1:26.982	1:41.387	3.580	4.039	18.005	6.196	301.8	17:59	1:59:44.532
25	3	3:54.129 B	35.650	1:26.863	1:51.616		4.083	18.893		302.7	18:03	2:03:38.661
26	3	5:33.249	2:05.858	1:33.840	1:53.551	3.481		18.643	6.431	284.5	18:09	2:09:11.910
27	3	3:41.349	34.936	1:26.060	1:40.353	3.489	4.070	17.727	5.892	304.3	18:12	2:12:53.259
28	3	4:29.473 B	34.750	1:57.279	1:57.444		4.060	20.638		301.0	18:17	2:17:22.732
29	3	6:30.481	3:18.680	1:28.408	1:43.393	3.456		18.182	6.989	300.2	18:23	2:23:53.213
30	3	3:41.180	34.772	1:26.166	1:40.242	3.468	4.067	17.312	5.887	302.7	18:27	2:27:34.393
31	3	3:40.931	34.585	1:25.889	1:40.457	3.509	4.064	17.462	5.924	302.7	18:31	2:31:15.324
32	3	3:58.022 B	36.770	1:27.701	1:53.551		4.077	19.260		301.8	18:35	2:35:13.346
33	2	5:37.098	2:22.959	1:29.215	1:44.924	3.496		19.301	6.302	300.2	18:40	2:40:50.444
34	2	3:45.459	36.149	1:27.165	1:42.145	3.470	4.065	18.434	6.073	301.0	18:44	2:44:35.903
35	2	3:48.942	36.306	1:27.289	1:45.347	3.820	4.062	20.125	6.729	303.5	18:48	2:48:24.845
36	2	3:44.963	35.710	1:26.978	1:42.275	3.500	4.162	18.588	6.216	306.9	18:52	2:52:09.808
37	2	3:47.455	36.493	1:26.624	1:44.338	3.486	4.060	20.520	6.333	301.8	18:55	2:55:57.263
38	2	3:48.929	35.184	1:28.845	1:44.900	3.530	4.064	21.141	6.619	305.2	18:59	2:59:46.192
39	2	3:44.062	35.191	1:27.032	1:41.839	3.472	4.072	18.238	6.164	302.7	19:03	3:03:30.254
40	2	3:51.789 B	35.241	1:26.961	1:49.587		4.049	18.049		302.7	19:07	3:07:22.043
41	2	7:00.420	3:50.088	1:27.386	1:42.946	3.495		19.233	6.135	301.8	19:14	3:14:22.463
42	2	3:45.229	34.770	1:26.092	1:44.367	3.643	4.078	19.164	7.394	301.0	19:18	3:18:07.692
43	2	3:43.440	35.019	1:27.400	1:41.021	3.477	4.127	17.921	6.038	299.3	19:21	3:21:51.132
44	2	3:46.737	36.489	1:28.114	1:42.134	3.740	4.059	17.905	6.490	300.2	19:25	3:25:37.869
45	2	3:42.947	34.846	1:26.793	1:41.308	3.488	4.141	17.800	6.061	302.7	19:29	3:29:20.816
46	2	3:41.840	34.771	1:26.275	1:40.794	3.580	4.064	17.572	6.237	301.8	19:33	3:33:02.656
47	2	3:46.305	35.535	1:27.285	1:43.485	3.527	4.089	19.868	6.386	301.8	19:36	3:36:48.961
48	2	3:46.052	35.682	1:26.797	1:43.573	3.438	4.081	20.449	6.176	303.5	19:40	3:40:35.013
49	2	3:41.135	34.501	1:26.114	1:40.520	3.496	4.033	17.734	5.933	301.0	19:44	3:44:16.148
50	2	3:40.902	34.537	1:25.769	1:40.596	3.493	4.049	17.692	6.100	301.0	19:47	3:47:57.050
51	2	3:47.942	34.666	1:31.281	1:41.995	3.489	4.052	18.442	6.124	304.3	19:51	3:51:44.992
52	2	3:51.581 B	34.856	1:27.303	1:49.422		4.053			301.8	19:55	3:55:36.573



24 HEURES DU MANS

16-17 JUIN 2012



FIA WEC

80^e Edition des 24 Heures du Mans

Free Practice

Sector Analysis

■ Personal Best ■ Session Best B Crossing the finish line in pit lane

Lap	D	Time	Sector 1	Sector 2	Sector 3	T6	T7	Porsche	Ford	T. Spd	Hour	Elapsed
13	3	3:45.800	35.138	1:27.459	1:43.203	3.517	4.065	19.256	6.118	295.3	16:57	57:34.209
14	3	3:56.277 B	35.216	1:26.706	1:54.355		4.077	22.221		295.3	17:01	1:01:30.486
15	1	6:30.009	3:20.108	1:27.910	1:41.991	3.465		18.196	6.078	293.7	17:08	1:08:00.495
16	1	3:49.835	34.863	1:28.346	1:46.626	3.507	4.078	20.816	6.250	295.3	17:11	1:11:50.330
17	1	3:47.034	34.767	1:30.383	1:41.884	3.460	4.093	18.046	6.058	297.7	17:15	1:15:37.364
18	1	3:45.708	34.822	1:27.756	1:43.130	3.453	4.058	19.430	5.991	296.1	17:19	1:19:23.072
19	1	10:15.478 B	34.570	7:35.171	2:05.737		4.074	22.584		296.1	17:29	1:29:38.550
20	1	11:39.527	8:19.070	1:33.230	1:47.227	3.447		20.159	6.410	286.8	17:41	1:41:18.077
21	1	3:46.944	34.806	1:28.075	1:44.063	3.476	4.064	18.453	6.256	295.3	17:45	1:45:05.021
22	1	3:42.997	34.571	1:26.960	1:41.466	3.413	4.061	17.982	6.107	294.5	17:48	1:48:48.018
23	1	3:47.277	35.545	1:27.938	1:43.794	3.465	4.034	19.455	6.310	295.3	17:52	1:52:35.295
24	1	3:44.277	34.548	1:27.501	1:42.228	3.412	4.048	18.418	6.035	296.9	17:56	1:56:19.572
25	1	3:45.319	34.431	1:26.176	1:44.712	3.397	4.025	21.288	6.030	295.3	18:00	2:00:04.891
26	1	4:02.119 B	34.341	1:31.139	1:56.639		4.021	20.754		247.8	18:04	2:04:07.010
27	2	6:11.127	2:58.676	1:28.413	1:44.038	3.482		18.499	6.384	297.7	18:10	2:10:18.137
28	2	3:55.348 B	35.568	1:28.153	1:51.627		4.084	19.114		286.0	18:14	2:14:13.485
29	2	7:20.753	4:09.378	1:28.687	1:42.688	3.431		17.770	6.476	291.4	18:21	2:21:34.238
30	2	3:40.734	34.436	1:26.075	1:40.223	3.423	4.063	17.272	5.860	297.7	18:25	2:25:14.972
31	2	3:42.030	34.584	1:26.180	1:41.266	3.441	4.059	17.564	6.182	296.9	18:28	2:28:57.002
32	2	3:45.599	34.921	1:26.077	1:44.601	3.516	4.060	19.190	7.044	298.5	18:32	2:32:42.601
33	2	3:45.485	35.449	1:28.459	1:41.577	3.600	4.074	17.567	6.567	296.1	18:36	2:36:28.086
34	2	3:42.859	35.161	1:26.697	1:41.001	3.411	4.117	17.728	5.959	296.1	18:40	2:40:10.945
35	2	3:44.816	36.814	1:27.010	1:40.992	3.481	4.051	17.590	5.924	297.7	18:43	2:43:55.761
36	2	3:47.705	35.513	1:26.423	1:45.769	3.502	4.065	19.231	6.337	296.9	18:47	2:47:43.466
37	2	3:44.705	34.797	1:28.138	1:41.770	3.454	4.071	18.115	5.941	295.3	18:51	2:51:28.171
38	2	3:50.082 B	34.744	1:26.316	1:49.022		4.048	17.950		296.9	18:55	2:55:18.253
39	3	7:21.416	4:08.984	1:28.575	1:43.857	3.504		18.875	6.417	294.5	19:02	3:02:39.669
40	3	3:43.380	35.026	1:26.967	1:41.387	3.554	4.093	17.619	5.967	295.3	19:06	3:06:23.049
41	3	3:43.334	35.368	1:26.970	1:40.996	3.534	4.108	17.453	5.948	296.9	19:10	3:10:06.383
42	3	3:43.412	34.650	1:26.719	1:42.043	3.530	4.098	17.409	5.988	295.3	19:13	3:13:49.795
43	3	3:42.216	34.763	1:26.539	1:40.914	3.463	4.090	17.408	6.303	295.3	19:17	3:17:32.011
44	3	3:48.159	34.549	1:28.552	1:45.058	3.444	4.062	19.881	5.923	296.9	19:21	3:21:20.170
45	3	3:50.918 B	34.439	1:26.564	1:49.915		4.055	17.707		296.1	19:25	3:25:11.088
46	1	6:20.751	3:07.512	1:29.242	1:43.997	3.461		18.397	5.992	294.5	19:31	3:31:31.839
47	1	3:44.630	35.916	1:27.149	1:41.565	3.395	4.068	17.848	5.980	295.3	19:35	3:35:16.469
48	1	3:43.582	34.473	1:27.822	1:41.287	3.398	4.044	17.906	5.863	298.5	19:39	3:39:00.051
49	1	3:45.822	34.536	1:30.143	1:41.143	3.394	4.040	17.711	5.887	297.7	19:42	3:42:45.873
50	1	3:42.984	34.486	1:26.317	1:42.181	3.440	4.027	17.993	5.803	298.5	19:46	3:46:28.857
51	1	3:52.271	34.724	1:29.115	1:48.432	3.423	4.056	23.739	6.078	294.5	19:50	3:50:21.128
52	1	3:41.566	34.517	1:26.416	1:40.633	3.417	4.048	17.694	5.838	295.3	19:54	3:54:02.694
53	1	3:47.416	36.018	1:29.876	1:41.522	3.397	4.042	17.875	5.870	295.3	19:57	3:57:50.110
54	1	3:45.100	34.367	1:25.941	1:44.792	3.384	4.035	21.180	6.077	296.9	20:01	4:01:35.210

28

Gulf Racing Middle East

1. Fabien Giroix
2. Stefan Johansson

3. Ludovic Badey

Lola B12/80 Coupe - Nissan

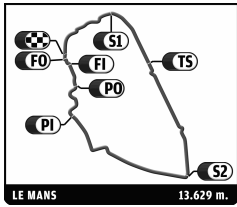
LMP2

1	3	4:54.944 B	1:17.815	1:33.983	2:03.146			22.751		292.1	16:04	4:54.944
2	3	7:30.025 B	4:00.938	1:31.633	1:57.454			20.766		293.7	16:12	12:24.969
3	3	7:38.368	4:20.421	1:29.982	1:47.965	3.787		19.756	7.344	297.7	16:20	20:03.337
4	3	3:50.958	35.810	1:27.764	1:47.384	3.675	4.165	19.821	7.169	299.3	16:23	23:54.295
5	3	3:49.509	37.691	1:27.266	1:44.552	3.631	4.106	19.159	6.689	300.2	16:27	27:43.804
6	3	3:46.320	35.148	1:27.075	1:44.097	3.626	4.108	18.787	6.414	298.5	16:31	31:30.124
7	3	3:52.643 B	35.033	1:26.895	1:50.715		4.096	18.383		297.7	16:35	35:22.767
8	3	8:59.118 B	4:55.224	1:28.534	2:35.360			25.533		296.1	16:44	44:21.885
9	3	14:08.191	...	1:35.789	1:48.570	3.593		19.616	6.943	292.9	16:58	58:30.076
10	3	3:52.397	35.270	1:27.678	1:49.449	3.606	4.089	21.607	6.829	295.3	17:02	1:02:22.473
11	3	4:21.629 B	35.869	1:43.868	2:01.892		4.089	20.657		213.0	17:06	1:06:44.102
12	2	10:24.793	7:08.502	1:31.240	1:45.051	3.602		18.724	6.483	295.3	17:17	1:17:08.895



24 HEURES DU MANS

16-17 JUN 2012



FIA WEC

80^e Edition des 24 Heures du Mans

Free Practice

Sector Analysis

■ Personal Best ■ Session Best B Crossing the finish line in pit lane

Lap	D	Time	Sector 1	Sector 2	Sector 3	T6	T7	Porsche	Ford	T. Spd	Hour	Elapsed
13	2	3:47.795	35.090	1:28.883	1:43.822	3.571	4.110	18.548	6.350	297.7	17:20	1:20:56.690
14	2	4:00.124 B	35.445	1:28.149	1:56.530		4.116	20.089		296.9	17:24	1:24:56.814
15	2	7:35.236	4:20.976	1:28.460	1:45.800	3.581		19.088	6.495	297.7	17:32	1:32:32.050
16	2	3:46.963	35.153	1:28.222	1:43.588	3.620	4.101	18.164	6.352	297.7	17:36	1:36:19.013
17	2	3:45.829	35.079	1:27.795	1:42.955	3.528	4.120	18.240	6.237	297.7	17:40	1:40:04.842
18	2	3:59.304 B	35.725	1:28.430	1:55.149		4.108	19.882		300.2	17:44	1:44:04.146
19	2	9:12.900	5:59.763	1:28.703	1:44.434	3.575		18.626	6.412	300.2	17:53	1:53:17.046
20	2	3:58.943 B	34.812	1:27.733	1:56.398		4.087	20.641		296.1	17:57	1:57:15.989
21	2	9:06.278	5:51.004	1:30.899	1:44.375	3.578		18.347	6.356	296.9	18:06	2:06:22.267
22	2	3:49.337	35.093	1:28.710	1:45.534	3.596	4.116	18.978	6.473	299.3	18:10	2:10:11.604
23	2	3:46.483	35.060	1:27.680	1:43.743	3.570	4.104	18.813	6.336	301.0	18:13	2:13:58.087
24	2	4:06.443 B	36.966	1:31.159	1:58.318		4.097	20.463		286.8	18:18	2:18:04.530
25	1	15:15.238	...	1:30.954	1:48.935	3.626		20.768	6.922	296.9	18:33	2:33:19.768
26	1	3:58.289	36.895	1:32.171	1:49.223	3.575	4.111	20.889	6.650	301.0	18:37	2:37:18.057
27	1	3:50.908	36.578	1:28.703	1:45.627	3.521	4.093	19.613	6.403	300.2	18:41	2:41:08.965
28	1	4:15.868 B	36.647	1:33.472	2:05.749		4.068	23.069		278.7	18:45	2:45:24.833
29	1	11:00.571	7:37.895	1:30.839	1:51.837	3.582		20.744	8.072	296.1	18:56	2:56:25.404
30	1	4:10.908 B	36.283	1:28.739	2:05.886		4.099	22.211		301.0	19:00	3:00:36.312
31	1	21:54.913 B	...	1:33.534	2:04.447			23.463		292.1	19:22	3:22:31.225
32	1	10:01.622 B	6:28.606	1:32.676	2:00.340			21.935		281.6	19:32	3:32:32.847
33	1	5:11.225	1:42.878	1:38.551	1:49.796	3.492		20.594	6.342	232.0	19:37	3:37:44.072
34	1	3:50.962	35.600	1:29.083	1:46.279	3.479	4.085	20.011	6.254	296.9	19:41	3:41:35.034
35	1	3:47.621	35.653	1:28.418	1:43.550	3.404	4.073	18.666	6.217	298.5	19:45	3:45:22.655
36	1	4:14.591 B	35.051	1:38.833	2:00.707		4.043	21.041		298.5	19:49	3:49:37.246

29

Gulf Racing Middle East

1. Jean-Denis Deletraz
2. Keiko Ihara

3. Marc Rostan

Lola B12/80 Coupe - Nissan

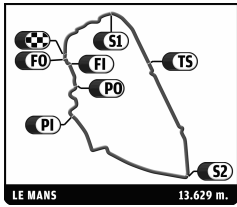
LMP2

1	1	12:43.336 B	8:58.194	1:38.887	2:06.255			23.104		275.2	16:12	12:43.336
2	1	7:47.737	4:19.741	1:34.244	1:53.752	3.954		22.119	7.748	284.5	16:20	20:31.073
3	1	4:02.271	38.017	1:31.403	1:52.851	3.735	4.248	22.619	7.573	289.0	16:24	24:33.344
4	1	3:58.054	37.152	1:30.720	1:50.182	3.680	4.165	21.206	6.849	288.3	16:28	28:31.398
5	1	4:13.258 B	37.156	1:37.685	1:58.417		4.142	20.840		265.8	16:32	32:44.656
6	1	16:00.645	...	1:30.890	1:47.407	3.594		20.220	6.694	290.6	16:48	48:45.301
7	1	3:54.030	37.083	1:29.350	1:47.597	3.591	4.092	20.470	6.855	290.6	16:52	52:39.331
8	1	3:53.656	36.694	1:29.949	1:47.013	3.604	4.098	20.233	7.007	292.9	16:56	56:32.987
9	1	3:56.169	36.421	1:30.302	1:49.446	3.544	4.107	22.426	6.688	290.6	17:00	1:00:29.156
10	1	3:50.666	35.904	1:29.179	1:45.583	3.528	4.087	19.760	6.723	292.1	17:04	1:04:19.822
11	1	4:10.817 B	37.915	1:31.969	2:00.933		4.078	23.867		291.4	17:08	1:08:30.639
12	3	13:16.637 B	8:19.944	1:46.036	3:10.657			24.672		273.8	17:21	1:21:47.276
13	3	16:05.783	...	1:36.526	1:55.441	3.788		22.180	7.790	285.3	17:37	1:37:53.059
14	3	4:05.916	39.818	1:33.493	1:52.605	3.914	4.154	21.308	7.311	289.0	17:41	1:41:58.975
15	3	4:02.958	38.275	1:32.198	1:52.485	3.662	4.189	21.303	7.422	290.6	17:46	1:46:01.933
16	3	4:01.517	37.723	1:31.895	1:51.899	3.690	4.118	20.991	7.263	289.8	17:50	1:50:03.450
17	3	4:00.270	37.342	1:31.458	1:51.470	3.686	4.126	21.032	7.323	291.4	17:54	1:54:03.720
18	3	4:16.361 B	39.257	1:32.289	2:04.815		4.120	20.478		289.8	17:58	1:58:20.081
19	3	8:22.756	5:00.783	1:30.830	1:51.143	3.704		22.152	7.526	292.1	18:06	2:06:42.837
20	3	3:54.061	36.975	1:30.059	1:47.027	3.586	4.128	19.464	7.059	292.9	18:10	2:10:36.898
21	3	3:53.996	36.762	1:29.063	1:48.171	3.706	4.087	20.325	7.140	292.9	18:14	2:14:30.894
22	3	3:53.700	36.573	1:29.123	1:48.004	3.637	4.111	19.689	7.133	293.7	18:18	2:18:24.594
23	3	4:09.456 B	35.915	1:28.338	2:05.203		4.101	21.487		293.7	18:22	2:22:34.050
24	2	1:18:50.445	...	1:44.602	2:03.604	3.949		25.147	8.345	221.2		



24 HEURES DU MANS

16-17 JUIN 2012



FIA WEC

80^e Edition des 24 Heures du Mans

Free Practice

Sector Analysis

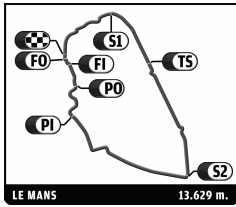
■ Personal Best ■ Session Best ■ Crossing the finish line in pit lane

Lap	D	Time	Sector 1	Sector 2	Sector 3	T6	T7	Porsche	Ford	T. Spd	Hour	Elapsed
30		Status Grand Prix 1. Alexander Sims 2. Yelmer Buurman 3. Romain Ianneta Lola - Judd LMP2										
1	1	14:06.351	...	1:32.281	1:50.487	3.629		22.131	6.628	240.1	16:14	14:06.351
2	1	3:54.854	36.344	1:28.892	1:49.618	3.615	4.164	20.518	7.808	296.1	16:18	18:01.205
3	1	3:52.108	37.717	1:28.617	1:45.774	3.524	4.131	19.257	6.316	296.9	16:21	21:53.313
4	1	3:46.250	35.055	1:27.819	1:43.376	3.531	4.109	18.560	5.999	296.9	16:25	25:39.563
5	1	3:46.877	35.024	1:27.301	1:44.552	3.543	4.111	18.734	6.752	296.1	16:29	29:26.440
6	1	3:47.072	35.984	1:28.175	1:42.913	3.500	4.092	18.454	6.046	297.7	16:33	33:13.512
7	1	3:45.414	34.934	1:27.065	1:43.415	3.590	4.097	18.848	6.221	297.7	16:36	36:58.926
8	1	3:43.844	34.880	1:27.037	1:41.927	3.466	4.118	17.932	6.063	295.3	16:40	40:42.770
9	1	3:48.808	35.068	1:27.591	1:46.149	3.961	4.063	18.945	6.544	297.7	16:44	44:31.578
10	1	3:54.409B	35.126	1:27.211	1:52.072		4.218	18.365		294.5	16:48	48:25.987
11	3	22:40.457	...	1:33.916	1:48.979	3.675		20.420	6.641	290.6	17:11	1:11:06.444
12	3	4:08.951B	38.675	1:31.972	1:58.304		4.179	20.339		296.9	17:15	1:15:15.395
13	3	5:03.584B	1:32.762	1:34.064	1:56.758			20.193		293.7	17:20	1:20:18.979
14	3	16:56.260	...	1:39.946	1:53.311	3.748		21.831	6.872	292.1	17:37	1:37:15.239
15	3	3:57.291	37.502	1:31.135	1:48.654	3.739	4.191	20.126	6.521	292.1	17:41	1:41:12.530
16	3	3:57.022	37.055	1:30.951	1:49.016	3.699	4.197	19.917	6.711	292.1	17:45	1:45:09.552
17	3	3:53.425	36.351	1:30.602	1:46.472	3.702	4.177	19.503	6.541	292.9	17:49	1:49:02.977
18	3	3:52.949	36.239	1:30.432	1:46.278	3.693	4.173	19.439	6.510	292.9	17:52	1:52:55.926
19	3	3:51.643	36.452	1:29.566	1:45.625	3.621	4.154	19.394	6.325	292.9	17:56	1:56:47.569
20	3	3:52.839	35.922	1:29.421	1:47.496	3.615	4.140	21.173	6.567	293.7	18:00	2:00:40.408
21	3	3:51.577	36.646	1:29.728	1:45.203	3.659	4.123	19.068	6.290	292.9	18:04	2:04:31.985
22	3	3:53.136	36.202	1:29.610	1:47.324	3.706	4.147	19.951	6.957	292.9	18:08	2:08:25.121
23	3	3:51.165	36.107	1:29.904	1:45.154	3.734	4.164	19.093	6.304	292.9	18:12	2:12:16.286
24	3	4:00.119B	36.176	1:29.597	1:54.346		4.177	19.641		293.7	18:16	2:16:16.405
25	2	26:15.379	...	1:38.303	1:51.956	3.832		21.336	7.500	289.0	18:42	2:42:31.784
26	2	4:00.215	36.961	1:31.024	1:52.230	3.724	4.228	23.814	6.983	292.1	18:46	2:46:31.999
27	2	3:54.539	36.457	1:31.452	1:46.630	3.660	4.185	19.778	6.736	293.7	18:50	2:50:26.538
28	2	3:58.296B	35.552	1:29.668	1:53.076		4.160	19.366		294.5	18:54	2:54:24.834
29	2	4:59.318	1:46.068	1:29.573	1:43.677	3.623		18.422	6.518	292.9	18:59	2:59:24.152
30	2	3:45.259	34.443	1:27.483	1:43.333	3.628	4.143	18.606	6.359	294.5	19:03	3:03:09.411
31	2	3:43.554	34.338	1:26.885	1:42.331	3.661	4.139	17.647	6.666	295.3	19:06	3:06:52.965
32	2	3:45.140	34.839	1:28.831	1:41.470	3.605	4.137	17.425	6.253	294.5	19:10	3:10:38.105
33	2	3:46.086	34.613	1:29.088	1:42.385	3.611	4.128	17.736	6.204	297.7	19:14	3:14:24.191
34	2	3:49.993B	34.462	1:26.585	1:48.946		4.125	17.807		296.1	19:18	3:18:14.184
35	3	7:21.262	4:04.052	1:31.018	1:46.192	3.704		19.273	6.620	291.4	19:25	3:25:35.446
36	3	3:52.167	36.251	1:30.365	1:45.551	3.614	4.190	19.252	6.245	292.9	19:29	3:29:27.613
37	3	3:50.958	35.977	1:29.822	1:45.159	3.634	4.150	19.126	6.425	292.1	19:33	3:33:18.571
38	3	3:53.415	36.100	1:29.368	1:47.947	3.595	4.163	21.776	6.432	295.3	19:37	3:37:11.986
39	3	3:54.089	35.898	1:32.292	1:45.899	3.627	4.142	19.401	6.315	296.1	19:41	3:41:06.075
40	3	3:51.206	36.257	1:30.036	1:44.913	3.752	4.155	19.063	6.371	291.4	19:44	3:44:57.281
41	3	3:49.768	35.752	1:28.851	1:45.165	3.508	4.181	19.534	6.630	292.9	19:48	3:48:47.049
42	3	3:52.612	35.635	1:29.846	1:47.131	3.966	4.113	19.949	6.999	293.7	19:52	3:52:39.661
43	3	3:53.185	36.246	1:31.052	1:45.887	3.672	4.228	19.481	6.295	296.9	19:56	3:56:32.846
44	3	4:01.995B	36.182	1:31.285	1:54.528		4.154	19.736		292.9	20:00	4:00:34.841
31		Lotus 1. Thomas Holzer 2. Mirco Schultis 3. Luca Moro Lola B12/80 Coupe - Lotus LMP2										
1	1	6:18.987B	2:24.975	1:42.643	2:11.369			25.590		230.5	16:06	6:18.987
2	1	8:37.036	5:11.628	1:33.742	1:51.666	3.848		22.133	7.030	292.1	16:14	14:56.023
3	1	3:58.567	38.257	1:31.589	1:48.721	3.762	4.202	21.144	6.811	297.7	16:18	18:54.590
4	1	3:57.079	37.098	1:29.752	1:50.229	3.764	4.173	22.835	6.598	296.9	16:22	22:51.669
5	1	3:52.588	36.516	1:29.365	1:46.707	3.751	4.152	20.415	6.187	296.9	16:26	26:44.257
6	1	4:02.261B	36.781	1:29.214	1:56.266		4.150	20.816		296.9	16:30	30:46.518
7	1	16:09.653	...	1:32.781	1:47.021	3.648		20.321	6.603	219.8	16:46	46:56.171



24 HEURES DU MANS

16-17 JUIN 2012



FIA WEC

80^e Edition des 24 Heures du Mans

Free Practice

Sector Analysis

■ Personal Best ■ Session Best B Crossing the finish line in pit lane

Lap	D	Time	Sector 1	Sector 2	Sector 3	T6	T7	Porsche	Ford	T. Spd	Hour	Elapsed
8	1	3:47.507	35.656	1:27.247	1:44.604	3.537	4.120	19.527	6.477	297.7	16:50	50:43.678
9	1	3:48.627	35.210	1:29.197	1:44.220	3.616	4.074	19.373	6.198	299.3	16:54	54:32.305
10	1	3:47.061	35.331	1:27.424	1:44.306	3.594	4.111	19.417	6.592	298.5	16:58	58:19.366
11	1	3:56.774 B	35.463	1:27.747	1:53.564	3.718	4.093	19.380	297.7	17:02	1:02:16.140	
12	2	6:49.801	3:23.055	1:33.323	1:53.423	3.806		22.013	7.657	293.7	17:09	1:09:05.941
13	2	4:01.233	38.053	1:32.041	1:51.139	3.685	4.215	21.633	7.168	293.7	17:13	1:13:07.174
14	2	3:57.961	37.244	1:30.658	1:50.059	3.699	4.168	20.951	6.982	297.7	17:17	1:17:05.135
15	2	4:00.190	37.610	1:32.386	1:50.194	3.718	4.158	20.924	7.111	296.1	17:21	1:21:05.325
16	2	3:56.533	37.017	1:30.453	1:49.063	3.738	4.178	20.567	7.052	296.1	17:25	1:25:01.858
17	2	3:58.322	36.886	1:32.073	1:49.363	3.773	4.167	20.384	6.973	287.5	17:29	1:29:00.180
18	2	3:57.119	36.804	1:30.501	1:49.814	4.268	4.162	21.195	7.230	279.4	17:32	1:32:57.299
19	2	3:55.553	37.110	1:29.824	1:48.619	3.704	4.280	20.414	6.999	296.9	17:36	1:36:52.852
20	2	3:57.276	37.477	1:30.065	1:49.734	3.710	4.148	21.087	7.178	296.1	17:40	1:40:50.128
21	2	3:55.112	36.860	1:29.768	1:48.484	4.422	4.148	20.366	6.936	294.5	17:44	1:44:45.240
22	2	4:08.732 B	38.710	1:31.828	1:58.194		4.325	21.708		294.5	17:48	1:48:53.972
23	2	8:06.997	4:43.174	1:32.670	1:51.153	3.809		21.233	7.182	290.6	17:57	1:57:00.969
24	2	3:56.675	37.505	1:30.691	1:48.479	3.753	4.198	20.263	7.183	294.5	18:00	2:00:57.644
25	2	4:09.500 B	38.193	1:32.105	1:59.202	4.177	21.007	21.007	296.1	18:05	2:05:07.144	
26	3	33:30.085	...	1:35.189	1:55.035	4.150		23.318	7.688	275.2	18:38	2:38:37.229
27	3	4:04.121	37.904	1:34.256	1:51.961	3.902	4.281	21.830	7.316	296.9	18:42	2:42:41.350
28	3	3:57.976	36.338	1:29.412	1:52.226	3.851	4.210	22.853	7.190	299.3	18:46	2:46:39.326
29	3	3:56.543	36.305	1:29.791	1:50.447	3.905	4.193	21.958	7.338	298.5	18:50	2:50:35.869
30	3	3:59.622	37.916	1:32.910	1:48.796	4.001	4.201	21.104	7.160	298.5	18:54	2:54:35.491
31	3	3:54.153	36.141	1:29.279	1:48.733	3.824	4.230	20.717	7.153	297.7	18:58	2:58:29.644
32	3	3:54.086	36.096	1:29.054	1:48.936	3.829	4.179	20.479	7.113	295.3	19:02	3:02:23.730
33	3	3:52.003	36.007	1:28.826	1:47.170	3.852	4.174	20.286	6.750	296.9	19:06	3:06:15.733
34	3	4:01.013	38.644	1:33.317	1:49.052	3.862	4.174	20.968	7.202	296.9	19:10	3:10:16.746
35	3	3:55.000	35.915	1:28.696	1:50.389	3.815	4.183	21.743	7.113	296.1	19:14	3:14:11.746
36	3	3:55.960	36.275	1:28.571	1:51.114	4.194	4.161	20.176	7.052	296.1	19:18	3:18:07.706
37	3	4:10.894 B	38.977	1:32.675	1:59.242		4.286	20.832		296.1	19:22	3:22:18.600
38	3	6:41.832	3:15.151	1:36.111	1:50.570	3.902		21.468	7.262	271.1	19:29	3:29:00.432
39	3	3:56.470	36.588	1:29.399	1:50.483	3.901	4.221	20.178	7.680	295.3	19:32	3:32:56.902
40	3	4:02.386	40.479	1:31.147	1:50.760	3.881	4.207	20.969	7.504	281.6	19:36	3:36:59.288
41	3	3:55.794	36.461	1:31.071	1:48.262	3.892	4.210	20.679	7.176	296.9	19:40	3:40:55.082
42	3	3:52.218	36.048	1:28.645	1:47.525	3.799	4.211	20.335	7.137	298.5	19:44	3:44:47.300
43	3	3:54.915	35.906	1:30.239	1:48.770	3.937	4.182	21.017	7.095	301.8	19:48	3:48:42.215
44	3	3:57.145	35.815	1:31.813	1:49.517	3.926	4.210	21.098	7.654	297.7	19:52	3:52:39.360
45	3	3:58.592	35.868	1:32.672	1:50.052	3.899	4.203	21.502	7.220	300.2	19:56	3:56:37.952
46	3	5:25.659 B	35.898	2:39.315	2:10.446		4.196	24.833		299.3	20:02	4:02:03.611

33

Level 5 Motorsport

1.Scott Tucker

2.Christophe Bouchut

3.Luis Diaz

HPD ARX 03b - Honda

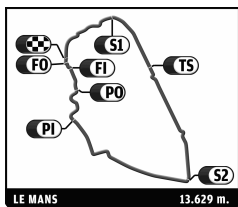
LMP2

1	1	6:55.603 B	3:09.760	1:38.607	2:07.236			23.626		242.3	16:06	6:55.603
2	1	9:49.563	6:25.665	1:31.772	1:52.126	3.817		22.299	7.491	296.1	16:16	16:45.166
3	1	3:56.694	37.060	1:30.477	1:49.157	3.721	4.188	21.582	7.030	298.5	16:20	20:41.860
4	1	3:53.986	36.612	1:29.108	1:48.266	3.681	4.159	21.403	7.044	299.3	16:24	24:35.846
5	1	3:56.581	36.893	1:29.281	1:50.407	3.805	4.141	21.383	7.258	300.2	16:28	28:32.427
6	1	3:51.221	36.523	1:28.664	1:46.034	3.626	4.153	20.227	6.599	295.3	16:32	32:23.648
7	1	3:50.329	35.623	1:28.465	1:46.241	3.616	4.104	20.350	6.744	296.9	16:36	36:13.977
8	1	3:49.943	35.605	1:28.202	1:46.136	3.709	4.113	19.875	6.523	296.9	16:40	40:03.920
9	1	3:50.581	35.308	1:27.727	1:47.546	3.695	4.150	20.590	6.468	297.7	16:43	43:54.501
10	1	3:48.576	34.954	1:27.908	1:45.714	3.599	4.098	19.842	6.487	299.3	16:47	47:43.077
11	1	3:47.277	35.210	1:27.318	1:44.749	3.536	4.084	19.520	6.531	301.0	16:51	51:30.354
12	1	3:59.927 B	35.185	1:27.578	1:57.164		4.057	21.048		298.5	16:55	55:30.281
13	3	8:27.785	5:06.687	1:31.817	1:49.281	3.570		20.510	7.181	293.7	17:03	1:03:58.066
14	3	3:52.681	36.434	1:29.507	1:46.740	3.503	4.126	21.010	6.344	296.9	17:07	1:07:50.747
15	3	3:50.969	36.720	1:28.642	1:45.607	3.484	4.075	19.453	6.189	301.0	17:11	1:11:41.716



24 HEURES DU MANS

16-17 JUN 2012



FIA WEC

80^e Edition des 24 Heures du Mans

Free Practice

Sector Analysis

■ Personal Best ■ Session Best B Crossing the finish line in pit lane

Lap	D	Time	Sector 1	Sector 2	Sector 3	T6	T7	Porsche	Ford	T. Spd	Hour	Elapsed
16	3	3:46.081	35.023	1:27.428	1:43.630	3.638	4.073	18.997	6.209	299.3	17:15	1:15:27.797
17	3	3:43.838	35.062	1:26.772	1:42.004	3.451	4.107	18.504	6.074	300.2	17:19	1:19:11.635
18	3	3:45.343	34.852	1:26.705	1:43.786	3.404	4.056	19.974	6.179	300.2	17:22	1:22:56.978
19	3	3:43.826	34.802	1:27.053	1:41.971	3.436	4.030	18.209	5.972	298.5	17:26	1:26:40.804
20	3	3:42.387	34.643	1:26.433	1:41.311	3.561	4.044	17.951	5.929	298.5	17:30	1:30:23.191
21	3	3:42.415	34.568	1:26.655	1:41.192	3.438	4.101	17.772	5.922	299.3	17:34	1:34:05.606
22	3	3:47.592	34.563	1:26.275	1:46.754	3.640	4.055	20.925	7.651	298.5	17:37	1:37:53.198
23	3	3:53.100B	35.252	1:27.635	1:50.213		4.110	18.062		297.7	17:41	1:41:46.298
24	3	8:41.994	5:25.642	1:29.039	1:47.313	3.428		20.834	6.525	295.3	17:50	1:50:28.292
25	3	3:46.123	34.730	1:27.263	1:44.130	3.508	4.073	19.431	6.245	296.9	17:54	1:54:14.415
26	3	3:46.413	34.654	1:28.028	1:43.731	3.430	4.092	18.541	6.072	297.7	17:58	1:58:00.828
27	3	3:46.045	35.149	1:28.329	1:42.567	3.416	4.050	18.157	6.191	296.1	18:01	2:01:46.873
28	3	3:45.104	34.811	1:28.664	1:41.629	3.479	4.047	17.737	6.119	297.7	18:05	2:05:31.977
29	3	3:46.705	35.246	1:28.469	1:42.990	3.453	4.072	17.908	6.747	297.7	18:09	2:09:18.682
30	3	3:59.245B	34.677	1:27.062	1:57.506		4.074	20.577		296.1	18:13	2:13:17.927
31	2	8:44.545	5:22.440	1:33.958	1:48.147	3.562		20.588	6.756	269.1	18:22	2:22:02.472
32	2	3:48.368	35.797	1:28.068	1:44.503	3.460	4.114	19.685	6.257	298.5	18:25	2:25:50.840
33	2	4:04.257B	35.414	1:29.718	1:59.125		4.043	21.317		303.5	18:29	2:29:55.097
34	2	8:07.453	4:49.826	1:30.357	1:47.270	3.470		21.382	6.530	296.9	18:38	2:38:02.550
35	2	3:43.697	35.202	1:26.458	1:42.037	3.539	4.078	18.356	6.253	299.3	18:41	2:41:46.247
36	2	3:42.091	34.715	1:26.055	1:41.321	3.491	4.090	18.166	5.861	298.5	18:45	2:45:28.338
37	2	3:42.504	34.647	1:26.041	1:41.816	3.439	4.072	18.366	5.987	299.3	18:49	2:49:10.842
38	2	3:46.858	34.650	1:26.087	1:46.121	3.424	4.044	21.201	6.711	298.5	18:52	2:52:57.700
39	2	3:49.691	35.401	1:28.290	1:46.000	3.486	4.032	20.786	6.362	297.7	18:56	2:56:47.391
40	2	3:41.825	34.747	1:26.015	1:41.063	3.450	4.057	18.357	5.710	299.3	19:00	3:00:29.216
41	2	3:56.678B	34.559	1:26.631	1:55.488		4.044	21.498		301.0	19:04	3:04:25.894
42	2	10:20.704B	3:49.860	1:29.214	5:01.630			22.790		296.9	19:14	3:14:46.598
43	2	14:22.054	...	1:34.004	1:53.614	3.575		22.664	6.904	292.9	19:29	3:29:08.652
44	2	3:49.304	35.861	1:29.018	1:44.425	3.528	4.098	19.352	6.372	299.3	19:32	3:32:57.956
45	2	3:58.853B	36.718	1:28.546	1:53.589		4.064	19.894		299.3	19:36	3:36:56.809
46	1	5:58.886	2:36.174	1:31.259	1:51.453	3.872		22.186	7.123	296.1	19:42	3:42:55.695
47	1	3:54.659	36.525	1:30.196	1:47.938	3.709	4.195	20.891	6.789	296.9	19:46	3:46:50.354
48	1	3:54.270	35.677	1:30.191	1:48.402	3.723	4.124	20.633	6.736	299.3	19:50	3:50:44.624
49	1	4:04.730B	35.815	1:33.253	1:55.662		4.152	20.331		298.5	19:54	3:54:49.354

35

Oak Racing

1. David Heinemeier Hansson 3. Maxime Martin
2. Bas Leinders

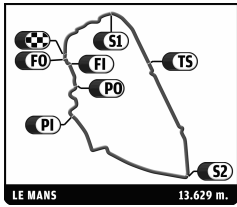
Morgan - Nissan
LMP2

1	2	4:48.171B	1:08.927	1:34.598	2:04.646			24.144		271.8	16:04	4:48.171
2	2	7:15.471	3:37.651	1:46.066	1:51.754	3.771		21.561	7.603	171.0	16:12	12:03.642
3	2	4:00.734	37.434	1:31.470	1:51.830	3.736	4.155	21.786	7.516	301.0	16:16	16:04.376
4	2	3:55.491	37.601	1:30.080	1:47.810	3.669	4.136	20.400	7.054	301.8	16:19	19:59.867
5	2	3:53.500	36.530	1:28.480	1:48.490	3.635	4.118	21.803	6.978	306.1	16:23	23:53.367
6	2	3:48.946	36.167	1:27.932	1:44.847	3.605	4.085	19.689	6.448	303.5	16:27	27:42.313
7	2	3:46.883	35.697	1:27.248	1:43.938	3.617	4.073	19.280	6.288	302.7	16:31	31:29.196
8	2	3:45.109	35.430	1:27.078	1:42.601	3.803	4.068	18.517	6.439	301.0	16:35	35:14.305
9	2	3:47.088	35.388	1:27.045	1:44.655	3.614	4.134	20.103	6.644	303.5	16:39	39:01.393
10	2	3:43.841	35.256	1:26.205	1:42.380	3.456	4.067	18.492	6.641	304.3	16:42	42:45.234
11	2	3:51.785B	34.926	1:26.115	1:50.744		4.015	18.891		306.1	16:46	46:37.019
12	2	8:21.667	5:08.983	1:28.254	1:44.430	3.560		18.677	6.886	302.7	16:54	54:58.686
13	2	3:44.946	35.314	1:27.045	1:42.587	3.668	4.083	18.330	6.370	304.3	16:58	58:43.632
14	2	3:43.387	35.221	1:26.358	1:41.808	3.538	4.103	18.033	6.383	302.7	17:02	1:02:27.019
15	2	3:43.733	35.418	1:26.632	1:41.683	3.534	4.056	17.974	6.429	302.7	17:06	1:06:10.752
16	2	4:03.384B	35.631	1:34.092	1:53.661		4.060	19.574		305.2	17:10	1:10:14.136
17	3	6:35.314	3:20.456	1:29.174	1:45.684	3.718		19.913	6.602	301.8	17:16	1:16:49.450
18	3	3:48.083	35.709	1:28.761	1:43.613	3.659	4.107	19.053	6.435	305.2	17:20	1:20:37.533
19	3	3:48.555	35.796	1:28.146	1:44.613	3.657	4.096	19.024	6.613	289.0	17:24	1:24:26.088
20	3	3:45.050	35.735	1:26.896	1:42.419	3.584	4.078	18.477	6.172	303.5	17:28	1:28:11.138



24 HEURES DU MANS

16-17 JUIN 2012



FIA WEC

80^e Edition des 24 Heures du Mans

Free Practice

Sector Analysis

■ Personal Best ■ Session Best B Crossing the finish line in pit lane

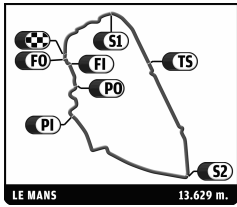
Lap	D	Time	Sector 1	Sector 2	Sector 3	T6	T7	Porsche	Ford	T. Spd	Hour	Elapsed
21	3	3:44.205	34.780	1:27.273	1:42.152	3.578	4.067	18.280	6.126	302.7	17:31	1:31:55.343
22	3	3:46.173	34.961	1:27.121	1:44.091	3.532	4.056	19.412	6.379	306.9	17:35	1:35:41.516
23	3	3:44.911	35.572	1:27.034	1:42.305	3.561	4.035	18.385	6.275	303.5	17:39	1:39:26.427
24	3	3:44.088	35.041	1:26.761	1:42.286	3.548	4.050	18.507	6.325	301.0	17:43	1:43:10.515
25	3	3:44.631	35.053	1:26.408	1:43.170	3.539	4.038	19.893	6.223	301.8	17:46	1:46:55.146
26	3	3:42.439	34.899	1:26.156	1:41.384	3.476	4.032	18.084	6.099	301.8	17:50	1:50:37.585
27	3	3:47.613	36.405	1:27.988	1:43.220	3.483	4.005	18.586	6.264	301.8	17:54	1:54:25.198
28	3	3:55.854 B	35.101	1:26.627	1:54.126		4.012	19.072		303.5	17:58	1:58:21.052
29	3	6:44.781	3:30.744	1:27.438	1:46.599	3.652		20.593	6.850	302.7	18:05	2:05:05.833
30	3	3:43.124	35.372	1:26.274	1:41.478	3.555	4.094	18.062	6.125	305.2	18:08	2:08:48.957
31	3	3:44.270	35.125	1:26.261	1:42.884	3.575	4.064	18.608	6.425	304.3	18:12	2:12:33.227
32	3	3:44.903	35.840	1:26.480	1:42.583	3.505	4.062	18.412	6.163	301.8	18:16	2:16:18.130
33	3	3:44.156	35.132	1:26.327	1:42.697	3.538	4.045	18.634	6.182	304.3	18:20	2:20:02.286
34	3	3:44.495	36.391	1:26.652	1:41.452	3.549	4.045	18.138	6.089	302.7	18:23	2:23:46.781
35	3	3:52.100 B	35.325	1:26.610	1:50.165		4.055	18.341		302.7	18:27	2:27:38.881
36	1	6:45.966	3:27.116	1:30.622	1:48.228	3.621		20.315	6.992	301.8	18:34	2:34:24.847
37	1	3:52.258	37.350	1:29.371	1:45.537	3.597	4.103	19.360	6.542	301.0	18:38	2:38:17.105
38	1	3:47.764	35.485	1:27.840	1:44.439	3.528	4.090	19.260	6.429	302.7	18:42	2:42:04.869
39	1	4:09.138 B	35.470	1:28.117	2:05.551		4.074	23.483		302.7	18:46	2:46:14.007
40	1	6:42.889	3:25.039	1:30.128	1:47.722	3.603		20.800	6.623	301.8	18:52	2:52:56.896
41	1	3:51.805	37.236	1:28.653	1:45.916	3.646	4.087	19.663	7.254	303.5	18:56	2:56:48.701
42	1	3:49.667	35.504	1:27.492	1:46.671	3.556	4.100	20.805	6.604	304.3	19:00	3:00:38.368
43	1	3:49.150	35.830	1:27.537	1:45.783	3.564	4.068	20.655	6.352	303.5	19:04	3:04:27.518
44	1	3:55.308 B	35.566	1:27.034	1:52.708		4.064	19.218		302.7	19:08	3:08:22.826
45	1	6:14.758	2:56.548	1:29.116	1:49.094	3.565		22.342	6.931	303.5	19:14	3:14:37.584
46	1	3:49.854	35.621	1:27.517	1:46.716	3.545	4.068	21.039	6.758	300.2	19:18	3:18:27.438
47	1	3:57.004	36.827	1:32.865	1:47.312	3.560	4.058	21.064	6.789	281.6	19:22	3:22:24.442
48	1	3:47.701	35.904	1:27.609	1:44.188	3.672	4.052	19.285	6.492	301.8	19:26	3:26:12.143
49	1	3:46.471	35.882	1:26.935	1:43.654	3.520	4.084	19.332	6.308	304.3	19:29	3:29:58.614
50	1	3:47.148	35.838	1:27.616	1:43.694	3.595	4.036	19.321	6.460	302.7	19:33	3:33:45.762
51	1	3:48.577	35.220	1:29.332	1:44.025	3.519	4.063	19.611	6.403	304.3	19:37	3:37:34.339
52	1	3:50.194	35.018	1:27.307	1:47.869	3.760	4.033	21.805	7.273	304.3	19:41	3:41:24.533
53	1	3:47.091	36.198	1:26.888	1:44.005	3.638	4.105	19.332	6.270	304.3	19:45	3:45:11.624
54	1	3:51.275	35.482	1:30.192	1:45.601	3.507	4.057	20.290	6.444	306.1	19:49	3:49:02.899
55	1	3:50.212	35.619	1:31.304	1:43.289	3.541	4.083	19.180	6.413	305.2	19:52	3:52:53.111
56	1	3:56.136 B	34.804	1:28.178	1:53.154		4.029	19.596		303.5	19:56	3:56:49.247

38		Jota		3.Haruki Kurosawa		Zytek Z11SN - Nissan		LMP2				
		1.Simon Dolan										
		2.Sam Hancock										
1	2	10:40.831 B	6:52.974	1:40.951	2:06.906		24.671		256.5	16:10	10:40.831	
2	2	7:24.716	3:54.399	1:37.645	1:52.672	3.596	21.527	7.604	276.6	16:18	18:05.547	
3	2	3:56.949	37.073	1:30.700	1:49.176	3.522	4.088	20.831	6.937	295.3	16:22	22:02.496
4	2	3:52.342	36.393	1:29.234	1:46.715	3.476	4.061	20.160	6.971	295.3	16:25	25:54.838
5	2	3:48.573	36.946	1:28.111	1:43.516	3.446	4.042	18.813	6.321	294.5	16:29	29:43.411
6	2	3:47.038	36.079	1:27.558	1:43.401	3.462	4.028	19.041	6.343	294.5	16:33	33:30.449
7	2	3:44.936	35.385	1:27.134	1:42.417	3.492	4.034	18.357	6.181	296.9	16:37	37:15.385
8	2	3:44.370	35.068	1:26.855	1:42.447	3.407	4.040	17.969	6.229	296.9	16:40	40:59.755
9	2	3:42.501	34.322	1:25.928	1:42.251	3.482	4.010	18.351	6.425	295.3	16:44	44:42.256
10	2	3:42.003	34.624	1:25.980	1:41.399	3.538	4.031	17.653	5.948	295.3	16:48	48:24.259
11	2	3:44.005	34.912	1:25.869	1:43.224	3.597	4.057	18.297	6.472	297.7	16:52	52:08.264
12	2	4:20.004 B	35.365	1:31.794	2:12.845		4.060	23.965		265.2	16:56	56:28.268
13	1	15:04.615 B	...	1:31.831	2:06.343			23.298		292.1	17:11	1:11:32.883
14	1	8:04.420	4:43.519	1:33.395	1:47.506	3.598		19.689	7.294	292.9	17:19	1:19:37.303
15	1	3:57.147	36.108	1:31.029	1:50.010	3.575	4.098	22.587	7.253	293.7	17:23	1:23:34.450
16	1	3:49.782	35.537	1:29.608	1:44.637	3.503	4.081	19.280	6.471	294.5	17:27	1:27:24.232
17	1	3:48.245	36.336	1:28.350	1:43.559	3.547	4.067	18.922	6.364	295.3	17:31	1:31:12.477
18	1	3:59.751 B	35.157	1:28.549	1:56.045		4.074	20.226		296.1	17:35	1:35:12.228



24 HEURES DU MANS

16-17 JUIN 2012



FIA WEC

80^e Edition des 24 Heures du Mans

Free Practice

Sector Analysis

■ Personal Best ■ Session Best B Crossing the finish line in pit lane

Lap	D	Time	Sector 1	Sector 2	Sector 3	T6	T7	Porsche	Ford	T. Spd	Hour	Elapsed
19	1	9:10.664	5:56.539	1:30.753	1:43.372	3.538		18.801	6.439	293.7	17:44	1:44:22.892
20	1	3:45.864	34.835	1:27.170	1:43.859	3.474	4.073	18.474	6.363	295.3	17:48	1:48:08.756
21	1	3:50.520	37.320	1:30.713	1:42.487	3.519	4.025	18.060	6.268	284.5	17:51	1:51:59.276
22	1	3:49.316	34.759	1:26.702	1:47.855	3.553	4.038	21.617	7.005	296.9	17:55	1:55:48.592
23	1	3:43.800	34.912	1:27.104	1:41.784	3.506	4.074	18.038	6.047	299.3	17:59	1:59:32.392
24	1	3:47.252	35.926	1:27.289	1:44.037	3.536	4.047	20.086	6.076	295.3	18:03	2:03:19.644
25	1	4:10.678B	34.511	1:28.010	2:08.157		4.071	18.018		275.9	18:07	2:07:30.322
26	3	8:54.169	5:29.758	1:33.330	1:51.081	3.693		20.676	7.076	293.7	18:16	2:16:24.491
27	3	3:53.897	36.251	1:29.301	1:48.345	3.601	4.112	21.189	6.809	294.5	18:20	2:20:18.388
28	3	3:55.772	36.518	1:29.505	1:49.749	3.574	4.069	22.726	6.833	294.5	18:24	2:24:14.160
29	3	3:50.286	35.432	1:28.748	1:46.106	3.680	4.070	19.141	7.433	295.3	18:28	2:28:04.446
30	3	3:47.267	35.266	1:27.957	1:44.044	3.520	4.078	19.063	6.289	295.3	18:31	2:31:51.713
31	3	3:50.309	37.458	1:28.956	1:43.895	3.465	4.046	18.808	6.313	296.1	18:35	2:35:42.022
32	3	3:47.272	35.115	1:27.696	1:44.461	3.531	4.033	19.091	6.597	298.5	18:39	2:39:29.294
33	3	3:47.188	35.030	1:27.755	1:44.403	3.448	4.066	18.926	6.696	295.3	18:43	2:43:16.482
34	3	4:15.563	34.731	1:39.737	2:01.095	3.624	4.012	31.576	6.920	295.3	18:47	2:47:32.045
35	3	3:50.366	36.519	1:29.182	1:44.665	3.543	4.060	19.743	6.246	292.9	18:51	2:51:22.411
36	3	3:47.467	34.824	1:28.579	1:44.064	3.476	4.032	18.704	6.191	295.3	18:55	2:55:09.878
37	3	4:02.900B	35.033	1:28.480	1:59.387		4.019	20.644		295.3	18:59	2:59:12.778
38	3	13:36.310	...	1:32.156	1:50.486	3.569		19.509	6.811	285.3	19:12	3:12:49.088
39	3	3:49.507	35.366	1:28.296	1:45.845	3.550	4.058	19.160	6.395	294.5	19:16	3:16:38.595
40	3	3:47.233	35.072	1:28.116	1:44.045	3.541	4.065	18.991	6.251	294.5	19:20	3:20:25.828
41	3	3:50.038	34.941	1:28.319	1:46.778	3.550	4.049	20.533	6.477	294.5	19:24	3:24:15.866
42	3	3:59.950B	35.264	1:27.908	1:56.778		4.049	20.491		296.1	19:28	3:28:15.816
43	2	5:37.269	2:21.059	1:30.808	1:45.402	3.461		19.256	6.371	296.1	19:33	3:33:53.085
44	2	3:45.759	35.296	1:28.659	1:41.804	3.429	4.034	18.139	6.011	294.5	19:37	3:37:38.844
45	2	4:51.573B	34.583	1:59.447	2:17.543		4.025	23.643		296.1	19:42	3:42:30.417
46	2	6:02.342	2:50.743	1:28.411	1:43.188	3.426		17.731	6.927	295.3	19:48	3:48:32.759
47	2	3:43.404	34.743	1:28.115	1:40.546	3.421	4.023	17.526	6.074	296.1	19:52	3:52:16.163
48	2	3:40.167	34.193	1:26.225	1:39.749	3.369	4.021	17.520	5.804	297.7	19:55	3:55:56.330
49	2	3:57.377B	34.153	1:29.720	1:53.504		4.004	19.984		295.3	19:59	3:59:53.707

40

Race Performance

1. Michel Frey

3. Ralph Meichtry

2. Jonathan Hirschi

Oreca 03 - Judd

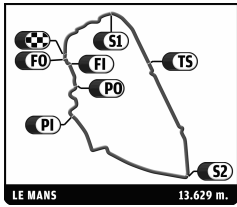
LMP2

1	1	4:30.223B	51.514	1:35.199	2:03.510			21.696		249.5	16:04	4:30.223
2	1	9:32.768	6:10.520	1:31.139	1:51.109	3.555		22.233	6.909	288.3	16:14	14:02.991
3	1	3:57.038	36.050	1:29.799	1:51.189	3.783	4.136	22.525	7.425	301.0	16:18	18:00.029
4	1	3:59.613B	36.193	1:29.071	1:54.349		4.195	19.594		301.0	16:21	21:59.642
5	1	10:53.919	7:35.107	1:33.674	1:45.138	3.527		18.788	6.816	296.1	16:32	32:53.561
6	1	3:48.277	35.479	1:27.874	1:44.924	3.556	4.117	18.964	6.508	298.5	16:36	36:41.838
7	1	3:46.839	35.024	1:27.776	1:44.039	3.468	4.105	18.983	6.210	298.5	16:40	40:28.677
8	1	3:57.785B	36.385	1:28.346	1:53.054		4.063	18.868		299.3	16:44	44:26.462
9	1	16:45.549	...	1:31.415	1:48.717	3.567		21.034	6.910	264.6	17:01	1:01:12.011
10	1	3:48.573	35.593	1:28.608	1:44.372	3.564	4.132	18.671	6.633	300.2	17:05	1:05:00.584
11	1	3:46.736	35.287	1:27.979	1:43.470	3.447	4.126	18.551	6.289	299.3	17:08	1:08:47.320
12	1	3:47.629	35.179	1:27.891	1:44.559	3.485	4.081	19.041	6.294	301.8	17:12	1:12:34.949
13	1	4:06.537B	36.721	1:29.480	2:00.336		4.090	22.229		299.3	17:16	1:16:41.486
14	2	12:21.745	8:51.683	1:35.203	1:54.859	3.818		22.350	7.032	284.5	17:29	1:29:03.231
15	2	3:59.926	37.203	1:32.295	1:50.428	3.695	4.199	21.559	7.080	294.5	17:33	1:33:03.157
16	2	4:08.612B	37.759	1:30.840	2:00.013		4.139	22.520		295.3	17:37	1:37:11.769
17	2	6:35.504	3:15.939	1:30.697	1:48.868	3.738		20.905	7.151	296.9	17:43	1:43:47.273
18	2	3:56.174	37.035	1:30.496	1:48.643	3.651	4.156	21.251	6.784	296.1	17:47	1:47:43.447
19	2	3:53.784	36.124	1:29.617	1:48.043	3.598	4.130	20.543	6.836	296.9	17:51	1:51:37.231
20	2	3:53.613	36.222	1:29.126	1:48.265	3.610	4.112	20.237	6.605	294.5	17:55	1:55:30.844
21	2	4:04.626B	36.994	1:29.951	1:57.681		4.118	21.625		296.1	17:59	1:59:35.470
22	2	9:00.092	5:35.314	1:34.071	1:50.707	3.750		20.989	7.188	290.6	18:08	2:08:35.562
23	2	3:58.781	37.567	1:31.344	1:49.870	3.679	4.196	20.965	7.199	269.8	18:12	2:12:34.343



24 HEURES DU MANS

16-17 JUN 2012



FIA WEC

80^e Edition des 24 Heures du Mans

Free Practice

Sector Analysis

■ Personal Best ■ Session Best B Crossing the finish line in pit lane

Lap	D	Time	Sector 1	Sector 2	Sector 3	T6	T7	Porsche	Ford	T. Spd	Hour	Elapsed
24	2	3:56.965	37.428	1:31.155	1:48.382	3.688	4.166	20.677	6.714	294.5	18:16	2:16:31.308
25	2	3:53.958	36.527	1:29.754	1:47.677	3.668	4.168	20.239	6.595	292.1	18:20	2:20:25.266
26	2	3:54.626	36.259	1:29.436	1:48.931	3.623	4.161	21.099	6.818	296.1	18:24	2:24:19.892
27	2	3:53.076	36.644	1:29.270	1:47.162	3.641	4.151	20.187	6.504	294.5	18:28	2:28:12.968
28	2	3:55.606	36.222	1:29.732	1:49.652	3.733	4.146	21.804	6.790	257.7	18:32	2:32:08.574
29	2	3:56.205	37.735	1:30.329	1:48.141	3.706	4.179	20.349	6.615	294.5	18:36	2:36:04.779
30	2	3:57.783	36.441	1:29.911	1:51.431	3.672	4.167	21.290	7.690	296.9	18:40	2:40:02.562
31	2	3:51.946	36.596	1:28.906	1:46.444	3.600	4.150	19.985	6.447	295.3	18:43	2:43:54.508
32	2	4:18.133B	36.495	1:29.655	2:11.983	3.600	4.125	26.212	6.447	277.3	18:48	2:48:12.641
33	3	20:30.135	...	1:35.399	1:53.908	3.701	4.125	23.111	7.734	286.8	19:08	3:08:42.776
34	3	3:59.559	37.268	1:32.099	1:50.192	3.630	4.155	19.899	6.878	297.7	19:12	3:12:42.335
35	3	4:00.560B	36.293	1:29.454	1:54.813	3.630	4.118	19.982	6.878	296.9	19:16	3:16:42.895
36	3	7:16.168	3:59.774	1:29.926	1:46.468	3.522	4.118	19.276	6.662	297.7	19:23	3:23:59.063
37	3	3:45.344	35.733	1:26.975	1:42.636	3.502	4.090	18.044	6.314	299.3	19:27	3:27:44.407
38	3	3:43.751	34.909	1:26.942	1:41.900	3.559	4.084	17.898	6.333	300.2	19:31	3:31:28.158
39	3	4:00.011B	36.003	1:28.812	1:55.196	3.559	4.108	19.191	6.333	299.3	19:35	3:35:28.169
40	3	7:39.458	4:24.360	1:29.244	1:45.854	3.558	4.108	18.926	6.438	295.3	19:43	3:43:07.627
41	3	3:45.706	35.261	1:27.316	1:43.129	3.535	4.102	18.290	6.289	297.7	19:46	3:46:53.333
42	3	4:32.061B	34.933	1:45.042	2:12.086	3.535	4.090	23.077	6.289	230.0	19:51	3:51:25.394

41

Greaves Motorsport
1. Christian Zugel
2. Ricardo Gonzalez

3. Elton Julian

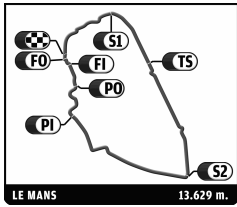
Zytek Z11SN - Nissan
LMP2

1	1	6:47.554B	2:44.429	1:47.750	2:15.375	3.920	4.174	25.097	7.998	199.4	16:06	6:47.554
2	1	7:07.399	3:39.775	1:33.916	1:53.708	3.920	4.174	22.101	7.998	262.0	16:13	13:54.953
3	1	4:04.309	40.913	1:31.428	1:51.968	4.011	4.174	21.964	7.950	291.4	16:17	17:59.262
4	1	4:01.686	39.306	1:31.082	1:51.298	3.860	4.190	21.464	8.002	277.3	16:22	22:00.948
5	1	4:09.236	38.049	1:39.611	1:51.576	3.759	4.149	20.792	7.707	295.3	16:26	26:10.184
6	1	3:58.254	36.925	1:30.125	1:51.204	3.820	4.123	22.380	7.770	294.5	16:30	30:08.438
7	1	4:19.180B	41.793	1:32.437	2:04.950	3.820	4.133	22.365	7.770	292.1	16:34	34:27.618
8	1	6:45.743	3:22.537	1:32.807	1:50.399	3.822	4.133	20.952	7.722	287.5	16:41	41:13.361
9	1	3:59.391	36.736	1:30.689	1:51.966	3.757	4.154	23.201	7.336	287.5	16:45	45:12.752
10	1	3:56.115	36.450	1:30.088	1:49.577	4.079	4.127	20.405	7.736	291.4	16:49	49:08.867
11	1	3:56.242	37.751	1:29.748	1:48.743	3.701	4.208	20.449	7.431	293.7	16:53	53:05.109
12	1	3:55.865	36.390	1:29.863	1:49.612	3.748	4.111	20.964	7.975	292.1	16:57	57:00.974
13	1	3:56.204	36.548	1:30.685	1:48.971	3.893	4.132	20.368	7.640	294.5	17:00	1:00:57.178
14	1	4:08.747B	36.889	1:30.558	2:01.300	3.893	4.266	20.589	7.640	293.7	17:05	1:05:05.925
15	2	6:45.233	3:26.931	1:31.341	1:46.961	3.584	4.266	20.229	6.769	294.5	17:11	1:11:51.158
16	2	3:45.797	35.012	1:28.022	1:42.763	3.569	4.108	18.349	6.317	295.3	17:15	1:15:36.955
17	2	5:26.380B	34.548	2:40.233	2:11.599	3.569	4.097	24.183	6.317	293.7	17:21	1:21:03.335
18	2	14:39.083B	...	1:32.458	1:53.335	3.569	4.097	18.644	6.317	295.3	17:35	1:35:42.418
19	2	20:56.187	...	1:31.305	1:43.202	3.738	4.097	18.369	6.184	289.8	17:56	1:56:38.605
20	2	3:45.217	34.809	1:28.458	1:41.950	3.501	4.139	18.217	6.005	297.7	18:00	2:00:23.822
21	2	3:42.371	34.357	1:26.948	1:41.066	3.479	4.068	17.870	6.084	295.3	18:04	2:04:06.193
22	2	3:58.880B	34.384	1:27.373	1:57.123	3.479	4.054	18.089	6.084	298.5	18:08	2:08:05.073
23	3	7:13.716	3:57.313	1:30.722	1:45.681	3.599	4.054	18.854	6.637	292.1	18:15	2:15:18.789
24	3	3:46.230	35.118	1:28.358	1:42.754	3.532	4.089	18.030	6.408	292.1	18:19	2:19:05.019
25	3	3:45.028	34.986	1:27.809	1:42.233	3.516	4.078	17.848	6.167	292.9	18:22	2:22:50.047
26	3	3:52.345	37.114	1:28.560	1:46.671	3.563	4.058	21.583	6.398	294.5	18:26	2:26:42.392
27	3	3:48.856	35.829	1:28.900	1:44.127	3.697	4.084	18.559	6.272	297.7	18:30	2:30:31.248
28	3	4:07.150B	35.084	1:37.472	1:54.594	3.697	4.116	18.640	6.272	296.1	18:34	2:34:38.398
29	3	9:55.872	6:32.637	1:36.453	1:46.782	3.690	4.116	19.247	6.585	292.9	18:44	2:44:34.270
30	3	3:50.359	35.592	1:28.532	1:46.235	3.838	4.132	20.233	6.777	292.9	18:48	2:48:24.629
31	3	3:47.141	35.319	1:28.452	1:43.370	3.565	4.171	18.752	6.180	296.9	18:52	2:52:11.770
32	3	3:49.613	35.809	1:29.124	1:44.680	3.685	4.084	18.772	6.843	292.9	18:56	2:56:01.383
33	3	3:49.380	36.277	1:28.510	1:44.593	3.549	4.107	18.757	6.765	293.7	18:59	2:59:50.763
34	3	3:58.702B	36.119	1:29.334	1:53.249	3.549	4.065	18.777	6.765	292.9	19:03	3:03:49.465
35	1	7:01.327	3:31.893	1:36.515	1:52.919	3.902	4.065	21.342	7.769	289.8	19:10	3:10:50.792



24 HEURES DU MANS

16-17 JUN 2012



FIA WEC

80^e Edition des 24 Heures du Mans

Free Practice

Sector Analysis

Lap	D	Time	Sector 1	Sector 2	Sector 3	T6	T7	Porsche	Ford	T. Spd	Hour	Elapsed
36	1	4:00.973	37.168	1:33.069	1:50.736	3.725	4.198	20.795	7.682	291.4	19:14	3:14:51.765
37	1	4:00.260	37.792	1:32.136	1:50.332	3.717	4.142	20.599	7.553	292.9	19:18	3:18:52.025
38	1	3:59.055	38.448	1:31.566	1:49.041	3.803	4.135	20.407	7.352	292.9	19:22	3:22:51.080
39	1	3:59.575	38.003	1:31.020	1:50.552	3.773	4.316	20.454	7.134	288.3	19:26	3:26:50.655
40	1	3:55.470	36.632	1:30.711	1:48.127	3.667	4.143	20.311	6.986	293.7	19:30	3:30:46.125
41	1	3:54.828	36.419	1:30.606	1:47.803	3.693	4.119	19.818	7.264	292.1	19:34	3:34:40.953
42	1	3:55.566	36.539	1:30.702	1:48.325	3.787	4.122	20.365	7.325	292.9	19:38	3:38:36.519
43	1	3:59.565	36.378	1:30.005	1:53.182	3.732	4.135	23.948	7.625	294.5	19:42	3:42:36.084
44	1	4:26.084 B	36.782	1:41.176	2:08.126		4.123	22.228		295.3	19:47	3:47:02.168

■ Personal Best ■ Session Best ■ B Crossing the finish line in pit lane

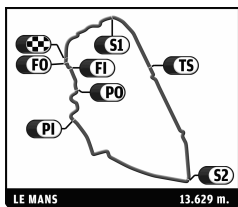
42		Greaves Motorsport		3.Alex Brundle						Zytek Z11SN - Nissan		LMP2	
		1.Lucas Ordoñez											
		2.Martin Brundle											
1	3	15:34.887	...	1:34.014	1:51.073	3.617		22.397	6.641	285.3	16:15	15:34.887	
2	3	4:05.525 B	38.375	1:29.159	1:57.991		4.091	21.764		265.2	16:19	19:40.412	
3	3	44:29.955	...	1:31.199	1:45.491	3.540		20.083	6.326	289.0	17:04	1:04:10.367	
4	3	3:45.692	35.389	1:27.473	1:42.830	3.536	4.062	18.596	6.185	297.7	17:07	1:07:56.059	
5	3	3:53.330	36.155	1:29.764	1:47.411	3.581	4.060	22.569	6.183	300.2	17:11	1:11:49.389	
6	3	3:43.091	34.626	1:26.714	1:41.751	3.584	4.066	18.250	6.209	296.9	17:15	1:15:32.480	
7	3	3:44.611	34.362	1:26.691	1:43.558	3.641	4.061	18.107	6.421	299.3	17:19	1:19:17.091	
8	3	3:44.449	34.575	1:26.845	1:43.029	3.455	4.076	19.573	6.143	298.5	17:23	1:23:01.540	
9	3	3:55.895 B	35.491	1:28.236	1:52.168		4.014	18.858		296.9	17:26	1:26:57.435	
10	3	13:42.887	...	1:29.891	1:43.824	3.576		19.056	6.255	283.8	17:40	1:40:40.322	
11	3	3:44.725	35.586	1:26.799	1:42.340	3.523	4.067	18.664	6.183	296.9	17:44	1:44:25.047	
12	3	3:44.463	35.745	1:26.997	1:41.721	3.531	4.037	18.625	6.220	296.9	17:48	1:48:09.510	
13	3	3:48.971	37.011	1:28.695	1:43.265	3.725	4.032	18.323	7.207	297.7	17:51	1:51:58.481	
14	3	3:50.568	34.737	1:26.157	1:49.674	3.529	4.085	21.278	7.195	296.9	17:55	1:55:49.049	
15	3	3:55.040 B	35.140	1:27.038	1:52.862		4.019	18.520		299.3	17:59	1:59:44.089	
16	2	11:22.734	8:04.675	1:31.405	1:46.654	3.510		19.677	7.010	262.0	18:11	2:11:06.823	
17	2	3:45.895	35.148	1:27.752	1:42.995	3.417	4.063	18.608	6.512	296.9	18:14	2:14:52.718	
18	2	3:44.956	34.772	1:27.558	1:42.626	3.429	4.016	19.212	6.369	295.3	18:18	2:18:37.674	
19	2	3:59.333 B	36.090	1:29.113	1:54.130		4.022	18.797		296.1	18:22	2:22:37.007	
20	2	27:46.801	...	1:31.095	1:46.138	3.441		19.979	6.444	270.4	18:50	2:50:23.808	
21	2	3:43.902	35.092	1:27.463	1:41.347	3.458	4.035	18.122	6.094	296.9	18:54	2:54:07.710	
22	2	3:52.962 B	35.327	1:27.081	1:50.554		4.025	18.286		296.1	18:58	2:58:00.672	
23	2	7:05.596	3:55.778	1:27.679	1:42.139	3.457		18.157	6.308	280.9	19:05	3:05:06.268	
24	2	3:41.426	34.585	1:26.427	1:40.414	3.386	4.018	17.862	6.064	296.9	19:08	3:08:47.694	
25	2	3:59.515 B	35.435	1:28.464	1:55.616		4.013	18.646		296.9	19:12	3:12:47.209	
26	1	7:07.021	3:52.304	1:29.612	1:45.105	3.697		19.137	6.514	294.5	19:19	3:19:54.230	
27	1	3:45.179	35.441	1:27.766	1:41.972	3.504	4.110	18.165	6.352	294.5	19:23	3:23:39.409	
28	1	3:43.852	34.712	1:27.284	1:41.856	3.541	4.049	17.881	6.356	294.5	19:27	3:27:23.261	
29	1	3:42.233	34.888	1:26.558	1:40.787	3.549	4.060	17.695	6.154	296.9	19:31	3:31:05.494	
30	1	3:54.118 B	35.728	1:27.686	1:50.704		4.058	17.905		299.3	19:34	3:34:59.612	
31	1	8:49.005	5:35.153	1:29.905	1:43.947	3.517		18.578	6.319	296.1	19:43	3:43:48.617	
32	1	3:41.758	34.630	1:26.602	1:40.526	3.497	4.063	17.430	6.124	294.5	19:47	3:47:30.375	
33	1	3:57.682 B	35.019	1:29.420	1:53.243		4.031	18.776		297.7	19:51	3:51:28.057	
34	1	8:16.711 B	3:51.602	1:39.335	2:45.774			30.093		294.5	19:59	3:59:44.768	

43		Extreme Limit Aric		3.Philippe Haezebrouck						Norma MP 2000 - Judd		LMP2	
		1.Fabien Rosier											
		2.Philippe Thirion											
1	1	6:54.534 B	2:55.963	1:40.389	2:18.182			25.390		228.6	16:06	6:54.534	
2	1	37:15.021 B	...	1:39.557	2:15.188			24.762		241.7	16:44	44:09.555	
3	1	9:58.733	6:28.369	1:35.784	1:54.580	3.742		22.683	7.403	271.1	16:54	54:08.288	
4	1	4:04.396	38.330	1:32.382	1:53.684	3.700	4.209	23.716	7.160	292.1	16:58	58:12.684	
5	1	4:24.032 B	38.650	1:32.476	2:12.906		4.179	25.408		290.6	17:02	1:02:36.716	
6	1	9:39.877	6:13.380	1:34.425	1:52.072	3.687		21.587	7.052	265.2	17:12	1:12:16.593	
7	1	3:57.147	37.535	1:31.324	1:48.288	3.629	4.183	20.583	6.716	284.5	17:16	1:16:13.740	
8	1	4:12.584 B	36.898	1:33.651	2:02.035		4.158	21.445		293.7	17:20	1:20:26.324	



24 HEURES DU MANS

16-17 JUN 2012



FIA WEC

80^e Edition des 24 Heures du Mans

Free Practice

Sector Analysis

■ Personal Best ■ Session Best B Crossing the finish line in pit lane

Lap	D	Time	Sector 1	Sector 2	Sector 3	T6	T7	Porsche	Ford	T. Spd	Hour	Elapsed
9	1	8:12.278	4:44.241	1:30.724	1:57.313	3.682		24.635	7.198	262.0	17:28	1:28:38.602
10	1	4:00.454	37.053	1:29.545	1:53.856	3.608	4.172	21.015	7.397	292.1	17:32	1:32:39.056
11	1	4:18.554	35.948	1:28.238	2:14.368	3.686	4.132	26.610	7.091	292.9	17:36	1:36:57.610
12	1	4:07.220B	38.269	1:29.764	1:59.187		4.158	20.434		285.3	17:41	1:41:04.830
13	1	8:44.238	5:24.711	1:30.817	1:48.710	3.688		19.896	7.614	283.1	17:49	1:49:49.068
14	1	3:50.964	36.252	1:28.724	1:45.988	3.578	4.209	19.585	6.512	289.0	17:53	1:53:40.032
15	1	3:49.692	36.134	1:28.391	1:45.167	3.663	4.143	19.292	6.197	289.8	17:57	1:57:29.724
16	1	3:48.380	36.040	1:27.837	1:44.503	3.547	4.164	19.157	6.331	293.7	18:01	2:01:18.104
17	1	4:03.762B	37.998	1:29.454	1:56.310		4.115	19.711		276.6	18:05	2:05:21.866
18	1	7:55.222B	4:26.382	1:30.474	1:58.366			20.479		280.2	18:13	2:13:17.088
19	1	9:48.489	6:30.588	1:30.512	1:47.389	3.631		20.173	6.521	276.6	18:23	2:23:05.577
20	1	3:49.166	35.793	1:28.192	1:45.181	3.671	4.169	19.315	6.549	292.1	18:26	2:26:54.743
21	1	4:02.534B	35.987	1:28.240	1:58.307		4.173	20.510		294.5	18:30	2:30:57.277
22	3	7:14.383	3:24.282	1:50.396	1:59.705	4.079		24.042	7.574	204.6	18:38	2:38:11.660
23	3	4:09.200	39.982	1:34.965	1:54.253	3.827	4.322	22.299	7.075	267.8	18:42	2:42:20.860
24	3	4:06.088	38.241	1:33.441	1:54.406	3.747	4.234	22.971	7.018	290.6	18:46	2:46:26.948
25	3	4:06.885	38.056	1:35.999	1:52.830	3.805	4.200	22.222	6.985	286.8	18:50	2:50:33.833
26	3	4:08.944	38.294	1:37.380	1:53.270	4.042	4.212	22.713	6.928	275.2	18:54	2:54:42.777
27	3	4:02.739	37.783	1:32.402	1:52.554	3.752	4.280	21.826	7.322	289.8	18:58	2:58:45.516
28	3	4:03.046	38.755	1:32.620	1:51.671	3.926	4.200	21.374	7.003	291.4	19:02	3:02:48.562
29	3	3:59.709	37.992	1:31.390	1:50.327	3.795	4.245	21.222	6.857	291.4	19:06	3:06:48.271
30	3	4:14.074B	38.231	1:33.330	2:02.513		4.199	21.542		275.2	19:11	3:11:02.345
31	3	6:40.574	3:12.698	1:33.943	1:53.933	3.912		21.973	7.115	287.5	19:17	3:17:42.919
32	3	4:05.428	38.452	1:31.910	1:55.066	3.769	4.281	24.161	7.213	289.0	19:21	3:21:48.347
33	3	4:32.676	39.320	2:01.989	1:51.367	3.803	4.206	21.389	7.019	283.1	19:26	3:26:21.023
34	3	4:00.108	37.791	1:31.709	1:50.608	3.754	4.232	21.163	7.035	292.1	19:30	3:30:21.131
35	3	3:58.117	37.033	1:31.215	1:49.869	3.732	4.210	20.963	6.807	291.4	19:34	3:34:19.248
36	3	4:03.333	39.220	1:33.288	1:50.825	3.876	4.205	21.346	6.937	293.7	19:38	3:38:22.581
37	3	3:59.210	37.503	1:30.929	1:50.778	3.802	4.237	21.018	6.901	292.1	19:42	3:42:21.791
38	3	3:58.145	36.856	1:30.867	1:50.422	3.814	4.218	21.155	6.742	292.1	19:46	3:46:19.936
39	3	4:18.252B	37.015	1:32.433	2:08.804		4.209	24.520		293.7	19:50	3:50:38.188

44

Starworks Motorsport

1. Vincente Potolicchio

2. Ryan Dalziel

3. Thomas Kimber-Smith

HPD ARX 03b - Honda

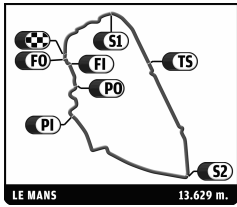
LMP2

1	2	15:10.166B	...	1:34.374	2:01.191			22.982		268.5	16:15	15:10.166
2	2	7:38.005	4:17.466	1:30.896	1:49.643	3.569		21.722	7.041	295.3	16:22	22:48.171
3	2	3:50.304	36.323	1:28.298	1:45.683	3.501	4.099	20.421	6.504	296.1	16:26	26:38.475
4	2	3:47.505	35.608	1:27.873	1:44.024	3.435	4.084	19.515	6.157	295.3	16:30	30:25.980
5	2	3:51.889	37.145	1:28.376	1:46.368	3.479	4.055	19.711	7.590	296.1	16:34	34:17.869
6	2	3:44.906	34.887	1:27.307	1:42.712	3.410	4.061	18.942	6.120	300.2	16:38	38:02.775
7	2	3:41.953	34.440	1:26.162	1:41.351	3.400	4.036	18.310	5.917	296.9	16:41	41:44.728
8	2	4:00.494B	35.016	1:27.361	1:58.117		4.024	20.943		301.0	16:45	45:45.222
9	1	11:52.139	8:20.153	1:36.614	1:55.372	3.786		22.964	7.456	290.6	16:57	57:37.361
10	1	4:00.510	38.076	1:32.013	1:50.421	3.691	4.179	21.134	7.291	295.3	17:01	1:01:37.871
11	1	3:55.377	36.367	1:30.055	1:48.955	3.721	4.140	20.616	6.880	296.9	17:05	1:05:33.248
12	1	3:55.200	36.358	1:31.138	1:47.704	3.716	4.158	20.265	6.927	298.5	17:09	1:09:28.448
13	1	4:09.925B	37.621	1:30.196	2:02.108		4.141	20.898		298.5	17:13	1:13:38.373
14	1	12:00.236	8:35.585	1:33.653	1:50.998	3.749		20.889	7.328	289.0	17:25	1:25:38.609
15	1	3:56.892	37.279	1:30.715	1:48.898	3.683	4.170	20.248	7.165	296.9	17:29	1:29:35.501
16	1	3:57.152	37.227	1:31.405	1:48.520	3.660	4.143	20.372	7.087	300.2	17:33	1:33:32.653
17	1	3:53.318	36.338	1:29.855	1:47.125	3.649	4.140	19.772	6.873	295.3	17:37	1:37:25.971
18	1	3:53.423	36.281	1:29.809	1:47.333	3.696	4.129	19.890	6.961	295.3	17:41	1:41:19.394
19	1	3:52.099	35.960	1:29.789	1:46.350	3.604	4.143	19.907	6.768	296.1	17:45	1:45:11.493
20	1	3:52.801	35.960	1:29.768	1:47.073	3.643	4.109	20.128	6.873	296.9	17:49	1:49:04.294
21	1	5:00.738B	36.257	1:44.513	2:39.968		4.117	29.376		232.5	17:54	1:54:05.032
22	3	12:27.165	9:02.358	1:33.858	1:50.949	3.653		21.569	6.784	294.5	18:06	2:06:32.197
23	3	3:49.892	35.983	1:28.955	1:44.954	3.502	4.126	19.587	6.416	297.7	18:10	2:10:22.089



24 HEURES DU MANS

16-17 JUIN 2012



FIA WEC

80^e Edition des 24 Heures du Mans

Free Practice

Sector Analysis

■ Personal Best ■ Session Best B Crossing the finish line in pit lane

Lap	D	Time	Sector 1	Sector 2	Sector 3	T6	T7	Porsche	Ford	T. Spd	Hour	Elapsed
24	3	3:46.995	36.023	1:27.813	1:43.159	3.554	4.075	18.967	5.962	296.9	18:14	2:14:09.084
25	3	3:46.114	35.232	1:27.717	1:43.165	3.489	4.081	18.784	5.943	296.9	18:17	2:17:55.198
26	3	3:44.000	35.522	1:26.883	1:41.595	3.423	4.084	18.326	5.822	296.9	18:21	2:21:39.198
27	3	3:51.581 B	35.295	1:26.973	1:49.313		4.052	18.170		297.7	18:25	2:25:30.779
28	3	54:38.026	...	1:29.423	1:41.662	3.558		18.063	5.828	294.5	19:20	3:20:08.805
29	3	3:43.667	34.943	1:27.015	1:41.709	3.472	4.096	18.640	5.952	301.0	19:23	3:23:52.472
30	3	3:41.051	34.238	1:26.235	1:40.578	3.422	4.063	18.048	5.761	296.9	19:27	3:27:33.523
31	3	3:40.596	34.215	1:26.249	1:40.132	3.460	4.036	17.837	5.720	297.7	19:31	3:31:14.119
32	3	3:39.669	34.156	1:25.587	1:39.926	3.483	4.059	17.672	5.790	298.5	19:34	3:34:53.788
33	3	3:55.706 B	34.597	1:27.080	1:54.029		4.046	19.513		298.5	19:38	3:38:49.494
34	1	6:49.044	3:27.378	1:32.114	1:49.552	3.618		21.918	6.915	292.1	19:45	3:45:38.538
35	1	3:59.107	37.557	1:32.422	1:49.128	3.706	4.118	21.657	6.864	296.9	19:49	3:49:37.645
36	1	3:54.008	36.117	1:30.926	1:46.965	3.645	4.144	20.064	6.973	276.6	19:53	3:53:31.653
37	1	3:55.213	36.056	1:29.926	1:49.231	3.645	4.113	21.795	7.230	297.7	19:57	3:57:26.866
38	1	3:56.000	36.138	1:31.686	1:48.176	3.655	4.120	20.215	6.803	295.3	20:01	4:01:22.866

45

Boutsen Ginion Racing

1. Bastien Briere
2. Jens Petersen

3. Shinji Nakano

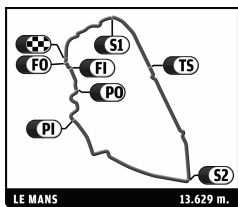
Oreca 03 - Nissan
LMP2

1	3	7:41.114 B	3:58.885	1:40.424	2:01.805			20.360		261.4	16:07	7:41.114
2	3	8:33.930	5:13.638	1:31.483	1:48.809	3.562		20.731	7.000	289.0	16:16	16:15.044
3	3	3:52.695	37.260	1:29.661	1:45.774	3.491	4.102	19.489	6.439	296.9	16:20	20:07.739
4	3	3:46.733	35.938	1:27.675	1:43.120	3.489	4.076	18.182	6.432	295.3	16:23	23:54.472
5	3	4:00.192 B	36.659	1:27.278	1:56.255		4.046	19.818		296.1	16:27	27:54.664
6	3	8:29.468	5:16.569	1:28.859	1:44.040	3.460		18.052	6.709	294.5	16:36	36:24.132
7	3	3:44.737	35.104	1:27.459	1:42.174	3.473	4.068	17.879	6.193	296.1	16:40	40:08.869
8	3	3:46.218	34.910	1:26.719	1:44.589	3.546	4.071	18.590	6.760	295.3	16:43	43:55.087
9	3	3:56.327 B	36.233	1:27.664	1:52.430		4.069	19.515		296.1	16:47	47:51.414
10	3	8:45.996	5:30.806	1:29.298	1:45.892	3.450		20.259	6.834	292.9	16:56	56:37.410
11	3	3:44.585	35.198	1:27.645	1:41.742	3.417	4.053	17.591	6.339	296.1	17:00	1:00:21.995
12	3	3:42.427	34.448	1:26.722	1:41.257	3.378	4.041	18.018	6.179	296.9	17:04	1:04:04.422
13	3	3:45.718	34.468	1:26.056	1:45.194	3.615	4.028	20.215	6.360	296.1	17:07	1:07:50.140
14	3	3:46.127	35.412	1:28.645	1:42.070	3.448	4.133	17.508	6.617	296.9	17:11	1:11:36.267
15	3	3:40.809	34.421	1:26.152	1:40.236	3.430	4.043	17.156	6.156	296.9	17:15	1:15:17.076
16	3	3:54.371 B	35.372	1:27.235	1:51.764		4.034	18.597		296.9	17:19	1:19:11.447
17	1	9:16.854	5:57.133	1:31.320	1:48.401	3.602		20.079	7.051	292.9	17:28	1:28:28.301
18	1	3:54.637	35.961	1:32.710	1:45.966	3.642	4.104	19.540	6.523	298.5	17:32	1:32:22.938
19	1	3:49.399	35.828	1:29.076	1:44.495	3.569	4.114	18.931	6.525	293.7	17:36	1:36:12.337
20	1	3:48.604	35.240	1:28.855	1:44.509	3.638	4.093	18.988	6.509	294.5	17:40	1:40:00.941
21	1	4:01.982 B	36.641	1:29.297	1:56.044		4.099	20.085		292.9	17:44	1:44:02.923
22	1	9:20.176	6:00.243	1:31.313	1:48.620	3.615		19.499	6.593	280.9	17:53	1:53:23.099
23	1	3:48.892	35.724	1:28.664	1:44.504	3.583	4.113	18.850	6.487	293.7	17:57	1:57:11.991
24	1	3:49.623	35.743	1:29.641	1:44.239	3.573	4.081	18.726	6.436	295.3	18:01	2:01:01.614
25	1	3:47.545	35.272	1:28.658	1:43.615	3.584	4.088	18.653	6.488	296.9	18:04	2:04:49.159
26	1	3:46.967	35.164	1:28.026	1:43.777	3.551	4.099	18.471	6.633	293.7	18:08	2:08:36.126
27	1	3:51.281	37.294	1:28.061	1:45.926	3.565	4.073	19.076	6.491	295.3	18:12	2:12:27.407
28	1	3:46.718	35.088	1:28.594	1:43.036	3.560	4.087	18.395	6.292	293.7	18:16	2:16:14.125
29	1	3:57.686 B	36.229	1:27.957	1:53.500		4.074	18.704		296.1	18:20	2:20:11.811
30	2	12:30.599	9:08.859	1:32.662	1:49.078	3.593		21.129	7.083	289.8	18:32	2:32:42.410
31	2	3:50.094	37.025	1:28.852	1:44.217	3.590	4.123	18.644	6.485	296.9	18:36	2:36:32.504
32	2	3:47.668	35.353	1:28.619	1:43.696	3.524	4.126	18.583	6.437	293.7	18:40	2:40:20.172
33	2	3:48.509	35.627	1:28.928	1:43.954	3.589	4.110	18.399	6.534	294.5	18:44	2:44:08.681
34	2	3:57.343	35.665	1:29.425	1:52.253	3.475	4.110	26.309	6.676	292.9	18:48	2:48:06.024
35	2	3:49.516	35.072	1:28.137	1:46.307	3.534	4.069	20.545	6.590	296.1	18:51	2:51:55.540
36	2	3:57.718 B	35.463	1:27.772	1:54.483		4.086	18.484		296.9	18:55	2:55:53.258
37	2	8:09.669	4:56.025	1:29.319	1:44.325	3.529		18.403	6.580	292.9	19:04	3:04:02.927
38	2	3:46.144	35.080	1:27.743	1:43.321	3.565	4.111	18.308	6.445	294.5	19:07	3:07:49.071
39	2	3:47.278	35.611	1:27.775	1:43.892	3.520	4.114	18.716	6.380	294.5	19:11	3:11:36.349



24 HEURES DU MANS

16-17 JUIN 2012



FIA WEC

80^e Edition des 24 Heures du Mans

Free Practice

Sector Analysis

■ Personal Best ■ Session Best B Crossing the finish line in pit lane

Lap	D	Time	Sector 1	Sector 2	Sector 3	T6	T7	Porsche	Ford	T. Spd	Hour	Elapsed
40	2	3:45.876	35.134	1:27.570	1:43.172	3.521	4.094	18.321	6.297	294.5	19:15	3:15:22.225
41	2	3:46.516	35.837	1:27.407	1:43.272	3.501	4.089	18.516	6.292	296.1	19:19	3:19:08.741
42	2	3:45.798	34.996	1:27.423	1:43.379	3.574	4.076	18.423	6.397	295.3	19:22	3:22:54.539
43	2	4:04.774B	35.429	1:30.916	1:58.429		4.093	20.097		251.2	19:26	3:26:59.313
44	3	8:34.318	5:22.146	1:29.232	1:42.940	3.493		17.857	6.296	293.7	19:35	3:35:33.631
45	3	3:47.751	34.648	1:26.649	1:46.454	3.377	4.064	21.803	6.182	294.5	19:39	3:39:21.382
46	3	3:42.486	34.633	1:26.391	1:41.462	3.706	4.010	17.400	6.184	294.5	19:43	3:43:03.868
47	3	3:58.989B	34.965	1:27.605	1:56.419		4.112	18.291		295.3	19:47	3:47:02.857

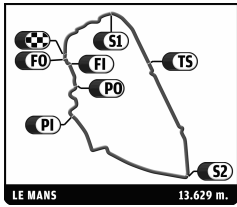
46	Thiriet By TDS Racing											Oreca 03 - Nissan
	1. Mathias Beche											LMP2
	2. Pierre Thiriet	3. Christophe Tinseau										

1	3	6:24.672B	2:44.704	1:38.467	2:01.501			21.940		241.2	16:06	6:24.672
2	3	5:58.604B	2:25.395	1:31.686	2:01.523			18.977		294.5	16:12	12:23.276
3	3	5:37.343	2:21.412	1:29.051	1:46.880	3.585		19.104	7.336	288.3	16:18	18:00.619
4	3	3:50.324	36.626	1:28.614	1:45.084	3.535	4.073	19.460	6.562	300.2	16:21	21:50.943
5	3	3:44.944	35.375	1:27.544	1:42.025	3.539	4.060	17.955	6.482	301.0	16:25	25:35.887
6	3	3:43.582	35.092	1:26.335	1:42.155	3.488	4.058	17.707	6.173	298.5	16:29	29:19.469
7	3	3:54.518B	35.072	1:27.715	1:51.731		4.044	19.057		297.7	16:33	33:13.987
8	3	9:49.836	6:38.114	1:28.357	1:43.365	3.445		19.354	6.159	298.5	16:43	43:03.823
9	3	3:41.899	34.636	1:26.229	1:41.034	3.476	4.022	17.429	6.239	297.7	16:46	46:45.722
10	3	3:56.168B	35.909	1:27.140	1:53.119		4.029	18.962		296.1	16:50	50:41.890
11	3	8:30.926	5:18.319	1:28.543	1:44.064	3.505		19.044	6.366	296.9	16:59	59:12.816
12	3	3:56.286B	35.435	1:28.141	1:52.710		4.073	19.108		294.5	17:03	1:03:09.102
13	1	10:00.536	6:47.392	1:28.650	1:44.494	3.580		18.725	6.378	296.9	17:13	1:13:09.638
14	1	3:51.888	39.319	1:26.961	1:45.608	3.535	4.089	19.199	6.463	296.9	17:17	1:17:01.526
15	1	3:46.147	34.898	1:26.700	1:44.549	3.486	4.068	20.160	6.273	297.7	17:20	1:20:47.673
16	1	3:56.441B	35.360	1:27.769	1:53.312		4.063	18.445		299.3	17:24	1:24:44.114
17	1	5:10.756	1:59.189	1:28.459	1:43.108	3.517		18.356	6.244	290.6	17:29	1:29:54.870
18	1	3:44.359	34.715	1:26.310	1:43.334	3.564	4.067	19.290	6.078	296.9	17:33	1:33:39.229
19	1	3:55.105B	35.274	1:28.023	1:51.808		4.080	18.402		299.3	17:37	1:37:34.334
20	1	6:42.445	3:30.806	1:27.714	1:43.925	3.549		19.051	6.415	296.9	17:44	1:44:16.779
21	1	3:41.832	34.559	1:25.843	1:41.430	3.599	4.064	18.039	6.011	300.2	17:47	1:47:58.611
22	1	3:54.424B	35.445	1:26.309	1:52.670		4.082	18.211		295.3	17:51	1:51:53.035
23	1	10:48.597	7:37.919	1:26.741	1:43.937	3.567		18.030	6.115	298.5	18:02	2:02:41.632
24	1	3:46.038	35.684	1:26.303	1:44.051	3.495	4.064	17.799	6.415	298.5	18:06	2:06:27.670
25	1	3:42.738	34.957	1:25.757	1:42.024	3.507	4.040	18.790	6.198	302.7	18:10	2:10:10.408
26	1	3:51.442B	34.073	1:26.128	1:51.241		4.039	17.665		297.7	18:14	2:14:01.850
27	2	5:46.280	2:31.022	1:29.726	1:45.532	3.594		19.755	6.611	296.1	18:19	2:19:48.130
28	2	3:48.061	35.849	1:27.837	1:44.375	3.642	4.086	19.102	6.531	296.9	18:23	2:23:36.191
29	2	3:53.818B	35.433	1:27.198	1:51.187		4.116	18.911		296.1	18:27	2:27:30.009
30	2	5:36.614	2:22.982	1:28.392	1:45.240	3.709		19.297	6.915	296.1	18:33	2:33:06.623
31	2	3:48.245	36.295	1:27.722	1:44.228	3.659	4.128	18.608	6.595	296.1	18:36	2:36:54.868
32	2	3:47.590	35.382	1:28.842	1:43.366	3.621	4.110	18.550	6.377	299.3	18:40	2:40:42.458
33	2	3:46.912	34.980	1:28.315	1:43.617	3.548	4.106	18.622	6.445	296.9	18:44	2:44:29.370
34	2	4:08.112B	37.333	1:27.789	2:02.990		4.068	20.815		296.9	18:48	2:48:37.482
35	2	15:06.649	...	1:29.328	1:45.537	3.595		18.583	6.706	295.3	19:03	3:03:44.131
36	2	3:48.221	37.157	1:27.681	1:43.383	3.632	4.089	18.131	6.593	297.7	19:07	3:07:32.352
37	2	3:45.018	35.403	1:27.015	1:42.600	3.482	4.095	18.334	6.395	298.5	19:11	3:11:17.370
38	2	3:45.888	34.840	1:26.509	1:44.539	3.477	4.038	19.911	6.432	297.7	19:15	3:15:03.258
39	2	3:43.022	34.636	1:26.017	1:42.369	3.474	4.019	18.206	6.242	301.0	19:18	3:18:46.280
40	2	4:00.863B	34.692	1:25.914	2:00.257		4.030	20.782		298.5	19:22	3:22:47.143
41	2	5:38.283	2:27.597	1:27.262	1:43.424	3.509		18.144	6.236	296.9	19:28	3:28:25.426
42	2	3:46.940	35.577	1:28.222	1:43.141	3.528	4.072	17.930	6.222	296.9	19:32	3:32:12.366
43	2	3:45.516	36.583	1:26.903	1:42.030	3.453	4.078	17.894	6.120	297.7	19:35	3:35:57.882
44	2	3:47.836	34.960	1:30.282	1:42.594	3.471	4.051	18.642	6.135	296.9	19:39	3:39:45.718
45	2	3:51.828B	34.808	1:26.691	1:50.329		4.057	17.896		296.1	19:43	3:43:37.546
46	3	6:00.436	2:39.461	1:35.439	1:45.536	3.580		19.449	6.861	262.6	19:49	3:49:37.982



24 HEURES DU MANS

16-17 JUIN 2012



FIA WEC

80^e Edition des 24 Heures du Mans

Free Practice

Sector Analysis

■ Personal Best ■ Session Best B Crossing the finish line in pit lane

Lap	D	Time	Sector 1	Sector 2	Sector 3	T6	T7	Porsche	Ford	T. Spd	Hour	Elapsed
47	3	3:49.035	36.300	1:29.191	1:43.544	3.536	4.066	18.323	6.356	296.1	19:53	3:53:27.017
48	3	3:45.911	34.990	1:27.882	1:43.039	3.518	4.060	18.026	6.338	298.5	19:57	3:57:12.928
49	3	3:56.446 B	35.705	1:29.241	1:51.500		4.047	18.028		296.9	20:01	4:01:09.374

48

Murphy Prototypes

1.Jody Firth
2.Warren Hughes

3.Brendon Hartley

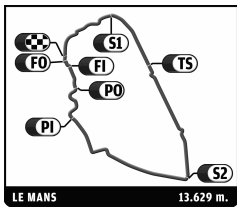
Oreca 03 - Nissan
LMP2

1	3	7:52.537	4:27.254	1:34.034	1:51.249	3.680		21.283	7.119	286.8	16:07	7:52.537
2	3	3:51.565	36.752	1:28.503	1:46.310	3.551	4.134	19.570	6.767	296.1	16:11	11:44.102
3	3	3:53.173	35.945	1:30.971	1:46.257	3.582	4.095	19.336	7.138	296.1	16:15	15:37.275
4	3	3:50.014	36.266	1:28.362	1:45.386	3.546	4.122	20.127	6.612	295.3	16:19	19:27.289
5	3	3:45.346	35.341	1:27.634	1:42.371	3.499	4.102	18.299	6.278	297.7	16:23	23:12.635
6	3	3:54.040 B	34.981	1:26.872	1:52.187		4.072	18.511		296.1	16:27	27:06.675
7	3	7:03.421	3:44.385	1:29.997	1:49.039	3.551		23.186	6.677	296.1	16:34	34:10.096
8	3	3:44.947	35.353	1:27.126	1:42.468	3.499	4.084	18.673	6.175	295.3	16:37	37:55.043
9	3	3:43.725	34.672	1:25.934	1:43.119	3.515	4.064	17.833	6.230	296.9	16:41	41:38.768
10	3	3:43.079	34.481	1:25.947	1:42.651	3.492	4.060	18.843	6.212	298.5	16:45	45:21.847
11	3	3:53.709 B	34.855	1:27.548	1:51.306		4.055	18.190		297.7	16:49	49:15.556
12	3	7:04.592	3:52.902	1:27.489	1:44.201	3.560		19.359	6.365	295.3	16:56	56:20.148
13	3	3:50.883	35.294	1:28.990	1:46.599	3.529	4.102	20.300	6.658	296.9	17:00	1:00:11.031
14	3	3:47.489	35.049	1:26.889	1:45.551	3.514	4.084	19.081	7.394	298.5	17:03	1:03:58.520
15	3	3:56.884 B	36.366	1:27.194	1:53.324	4.079		19.745		297.7	17:07	1:07:55.404
16	3	7:04.160	3:50.113	1:30.213	1:43.834	3.528		18.616	6.378	296.1	17:14	1:14:59.564
17	3	3:56.679 B	35.153	1:29.835	1:51.691		4.072	18.854		298.5	17:18	1:18:56.243
18	1	6:33.254	3:14.833	1:29.801	1:48.620	3.644		20.626	6.713	296.9	17:25	1:25:29.497
19	1	3:51.616	36.454	1:28.600	1:46.562	3.972	4.128	19.212	6.902	296.9	17:29	1:29:21.113
20	1	3:50.366	35.479	1:30.168	1:44.719	3.596	4.213	18.365	6.346	298.5	17:33	1:33:11.479
21	1	3:48.060	35.433	1:27.939	1:44.688	3.615	4.100	18.966	6.579	300.2	17:36	1:36:59.539
22	1	4:06.062 B	36.222	1:32.561	1:57.279		4.102	18.994		296.9	17:41	1:41:05.601
23	1	5:57.935	2:43.679	1:29.271	1:44.985	3.655		18.887	6.445	296.1	17:47	1:47:03.536
24	1	3:47.017	35.243	1:28.024	1:43.750	3.584	4.116	18.339	6.414	296.1	17:50	1:50:50.553
25	1	3:57.791 B	34.932	1:28.988	1:53.871		4.094	20.085		293.7	17:54	1:54:48.344
26	1	10:18.409	7:04.609	1:29.216	1:44.584	3.570		18.547	6.666	296.9	18:05	2:05:06.753
27	1	3:45.127	35.341	1:27.053	1:42.733	3.617	4.097	17.992	6.149	300.2	18:08	2:08:51.880
28	1	3:44.131	34.785	1:26.688	1:42.658	3.650	4.111	18.042	6.158	299.3	18:12	2:12:36.011
29	1	3:58.512 B	35.689	1:28.244	1:54.579		4.118	19.218		295.3	18:16	2:16:34.523
30	1	7:06.544 B	3:37.239	1:29.739	1:59.566			20.805		296.9	18:23	2:23:41.067
31	2	7:01.704	3:42.005	1:30.607	1:49.092	3.532		21.785	6.747	296.1	18:30	2:30:42.771
32	2	3:46.452	35.621	1:27.773	1:43.058	3.510	4.098	18.162	6.224	296.9	18:34	2:34:29.223
33	2	3:49.121	36.886	1:29.475	1:42.760	3.465	4.077	18.252	6.525	300.2	18:38	2:38:18.344
34	2	3:57.855 B	35.521	1:27.219	1:55.115		4.060	21.346		297.7	18:42	2:42:16.199
35	2	12:58.961	9:38.683	1:30.788	1:49.490	3.446		20.442	6.381	295.3	18:55	2:55:15.160
36	2	3:44.855	35.054	1:26.934	1:42.867	3.468	4.045	18.410	6.258	297.7	18:59	2:59:00.015
37	2	3:57.485 B	34.746	1:26.187	1:56.552		4.052	20.861		297.7	19:02	3:02:57.500
38	2	8:02.574	4:34.682	1:41.206	1:46.686	3.491		19.600	6.543	298.5	19:11	3:11:00.074
39	2	3:59.707 B	35.350	1:28.356	1:56.001		4.077	20.645		297.7	19:14	3:14:59.781
40	2	7:32.520 B	4:07.132	1:29.612	1:55.776			20.851		296.1	19:22	3:22:32.301
41	2	6:15.496	3:03.257	1:28.325	1:43.914	3.456		18.013	6.429	296.1	19:28	3:28:47.797
42	2	3:42.269	35.107	1:26.571	1:40.591	3.476	4.047	17.379	5.936	300.2	19:32	3:32:30.066
43	2	3:41.032	34.509	1:25.840	1:40.683	3.467	4.049	17.435	6.040	298.5	19:36	3:36:11.098
44	2	3:57.254 B	34.642	1:25.880	1:56.732		4.053	22.490		298.5	19:40	3:40:08.352
45	2	5:57.339 B	2:34.458	1:30.069	1:52.812			19.406		301.0	19:46	3:46:05.691
46	2	4:42.708	1:28.632	1:28.792	1:45.284	3.450		18.423	6.806	299.3	19:50	3:50:48.399
47	2	3:45.672	34.532	1:29.426	1:41.714	3.469	4.052	17.710	6.249	300.2	19:54	3:54:34.071
48	2	3:40.578	34.368	1:26.204	1:40.006	3.407	4.061	17.272	5.856	297.7	19:58	3:58:14.649
49	2	4:02.395 B	36.242	1:30.038	1:56.115		4.037	20.582		298.5	20:02	4:02:17.044



24 HEURES DU MANS

16-17 JUIN 2012



FIA WEC

80^e Edition des 24 Heures du Mans

Free Practice

Sector Analysis

■ Personal Best ■ Session Best B Crossing the finish line in pit lane

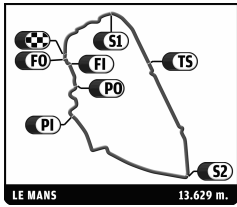
Lap	D	Time	Sector 1	Sector 2	Sector 3	T6	T7	Porsche	Ford	T. Spd	Hour	Elapsed
49		Pecom Racing										Oreca 03 - Nissan
		1.Luis Perez Companc 3.Pierre Kaffer										LMP2
		2.Sohheil Ayari										
1	3	5:59.501 B	2:22.402	1:34.135	2:02.964			25.730		280.9	16:05	5:59.501
2	3	16:19.397	...	1:29.586	1:47.617	3.610		21.036	6.861	294.5	16:22	22:18.898
3	3	3:45.042	35.148	1:26.759	1:43.135	3.493	4.093	18.117	6.416	299.3	16:26	26:03.940
4	3	3:45.509	36.275	1:27.406	1:41.828	3.425	4.047	17.951	6.210	296.9	16:29	29:49.449
5	3	3:42.645	35.056	1:26.928	1:40.661	3.438	4.027	17.583	6.143	294.5	16:33	33:32.094
6	3	3:44.203	35.190	1:26.949	1:42.064	3.442	4.032	17.933	6.687	296.9	16:37	37:16.297
7	3	4:32.790 B	35.126	1:26.192	2:31.472		4.021	19.279		298.5	16:41	41:49.087
8	3	19:04.567	...	1:38.573	1:47.225	3.435		20.661	6.296	226.7	17:00	1:00:53.654
9	3	3:41.181	34.587	1:26.442	1:40.152	3.494	4.056	17.310	5.881	296.1	17:04	1:04:34.835
10	3	3:56.540 B	34.960	1:27.231	1:54.349		4.061	19.148		294.5	17:08	1:08:31.375
11	1	8:57.025	5:40.331	1:30.574	1:46.120	3.595		19.185	6.646	296.1	17:17	1:17:28.400
12	1	3:49.118	36.390	1:27.902	1:44.826	3.473	4.103	18.335	6.866	295.3	17:21	1:21:17.518
13	1	3:48.501	35.336	1:27.847	1:45.318	3.543	4.079	19.654	6.864	295.3	17:25	1:25:06.019
14	1	3:48.686	35.423	1:28.281	1:44.982	3.534	4.089	19.177	6.580	298.5	17:28	1:28:54.705
15	1	3:47.084	35.462	1:28.031	1:43.591	3.534	4.079	18.329	6.621	296.9	17:32	1:32:41.789
16	1	3:48.245	35.481	1:27.407	1:45.357	3.497	4.072	18.965	6.851	296.9	17:36	1:36:30.034
17	1	4:41.560 B	35.339	1:31.510	2:34.711		4.064	28.458		296.1	17:41	1:41:11.594
18	1	28:49.811 B	...	1:31.395	5:13.046			21.932		292.9	18:10	2:10:01.405
19	2	1:09:36.477 B	...	1:37.001	1:57.203			20.330		258.9	19:19	3:19:37.882
20	2	5:47.010	2:33.559	1:29.282	1:44.169	3.539		18.256	6.528	296.1	19:25	3:25:24.892
21	2	3:44.990	35.047	1:27.586	1:42.357	3.613	4.083	17.882	6.129	294.5	19:29	3:29:09.882
22	2	3:47.113	35.469	1:27.357	1:44.287	3.761	4.105	18.046	7.409	297.7	19:32	3:32:56.995
23	2	3:43.734	35.075	1:27.152	1:41.507	3.628	4.148	17.502	6.123	296.9	19:36	3:36:40.729
24	2	3:44.654	34.541	1:26.985	1:43.128	3.567	4.109	18.110	6.195	296.9	19:40	3:40:25.383
25	2	3:42.245	34.863	1:26.487	1:40.895	3.818	4.081	17.371	6.102	296.9	19:44	3:44:07.628
26	2	3:43.214	34.571	1:26.165	1:42.478	3.921	4.151	17.960	6.247	295.3	19:47	3:47:50.842
27	2	3:45.003	34.681	1:28.960	1:41.362	3.480	4.174	17.504	6.332	295.3	19:51	3:51:35.845
28	2	3:42.875	35.230	1:26.972	1:40.673	3.490	4.054	17.288	6.191	296.1	19:55	3:55:18.720
29	2	3:41.008	34.430	1:25.628	1:40.950	3.791	4.047	17.584	6.198	296.9	19:58	3:58:59.728
30	2	5:14.745 B	40.877	1:59.623	2:34.245		4.145	24.561		179.1	20:04	4:04:14.473

50		Larbre Competition										Chevrolet Corvette C6 ZR1
		1.Patrick Bornhauser 3.Pedro Lamy										LMGTE Am
		2.Julien Canal										
1	1	6:58.248 B	2:56.585	1:50.954	2:10.709			24.879		182.1	16:06	6:58.248
2	1	21:42.123	...	1:42.382	2:00.409	3.874		23.420	7.198	256.5	16:28	28:40.371
3	1	4:13.079	39.612	1:38.786	1:54.681	3.828	4.428	22.124	6.889	280.2	16:32	32:53.450
4	1	4:07.340	39.426	1:34.898	1:53.016	3.831	4.416	21.658	6.781	280.9	16:37	37:00.790
5	1	4:07.080	38.959	1:34.438	1:53.683	3.819	4.416	21.808	6.757	281.6	16:41	41:07.870
6	1	4:05.219	38.520	1:33.865	1:52.834	3.768	4.391	22.196	6.657	280.2	16:45	45:13.089
7	1	4:04.430	38.375	1:34.290	1:51.765	3.759	4.363	21.370	6.527	280.2	16:49	49:17.519
8	1	4:18.295 B	40.167	1:35.028	2:03.100		4.380	22.828		279.4	16:53	53:35.814
9	3	7:50.380	4:13.775	1:38.687	1:57.918	3.748		24.755	6.757	263.3	17:01	1:01:26.194
10	3	4:03.953	38.080	1:34.194	1:51.679	3.726	4.378	21.031	6.437	280.9	17:05	1:05:30.147
11	3	4:08.344	37.957	1:34.718	1:55.669	3.724	4.363	22.128	6.858	281.6	17:09	1:09:38.491
12	3	4:02.598	38.193	1:33.720	1:50.685	3.874	4.360	20.617	6.637	284.5	17:13	1:13:41.089
13	3	4:02.461	38.139	1:33.093	1:51.229	3.766	4.404	21.112	6.562	286.0	17:17	1:17:43.550
14	3	4:10.293 B	37.835	1:33.494	1:58.964		4.367	20.526		279.4	17:21	1:21:53.843
15	3	9:41.698	6:10.188	1:35.706	1:55.804	3.733		23.015	6.687	284.5	17:31	1:31:35.541
16	3	4:07.239	39.234	1:35.167	1:52.838	3.724	4.361	21.221	6.729	284.5	17:35	1:35:42.780
17	3	4:03.066	38.495	1:33.594	1:50.977	3.731	4.344	20.877	6.515	286.8	17:39	1:39:45.846
18	3	4:02.901	38.443	1:33.201	1:51.257	3.725	4.363	20.784	6.479	283.8	17:43	1:43:48.747
19	3	4:12.147 B	39.137	1:33.603	1:59.407		4.336	21.304		284.5	17:48	1:48:00.894
20	3	10:15.483	6:30.688	1:51.624	1:53.171	3.664		21.216	6.544	167.3	17:58	1:58:16.377
21	3	3:59.743	37.869	1:32.714	1:49.160	3.676	4.331	20.168	6.319	281.6	18:02	2:02:16.120



24 HEURES DU MANS

16-17 JUN 2012



FIA WEC

80^e Edition des 24 Heures du Mans

Free Practice

Sector Analysis

■ Personal Best ■ Session Best B Crossing the finish line in pit lane

Lap	D	Time	Sector 1	Sector 2	Sector 3	T6	T7	Porsche	Ford	T. Spd	Hour	Elapsed
22	3	3:59.186	37.409	1:32.780	1:48.997	3.701	4.328	20.115	6.302	281.6	18:06	2:06:15.306
23	3	4:11.857 B	37.524	1:33.581	2:00.752		4.341	21.015		281.6	18:10	2:10:27.163
24	2	7:36.823	4:02.379	1:37.802	1:56.642	3.812		23.058	7.221	275.2	18:18	2:18:03.986
25	2	4:06.813	38.661	1:34.963	1:53.189	3.772	4.397	22.571	6.655	282.3	18:22	2:22:10.799
26	2	4:05.206	38.215	1:34.678	1:52.313	3.751	4.404	21.923	6.706	281.6	18:26	2:26:16.005
27	2	4:03.056	37.927	1:33.826	1:51.303	3.781	4.376	21.637	6.519	278.7	18:30	2:30:19.061
28	2	4:02.103	37.726	1:33.484	1:50.893	3.777	4.379	21.279	6.394	280.9	18:34	2:34:21.164
29	2	4:09.774	40.591	1:35.025	1:54.158	3.788	4.377	22.635	7.051	281.6	18:38	2:38:30.938
30	2	4:03.622	38.768	1:33.672	1:51.182	3.778	4.394	21.474	6.525	280.2	18:42	2:42:34.560
31	2	4:17.897 B	37.962	1:33.647	2:06.288		4.373	25.456		281.6	18:46	2:46:52.457
32	2	7:52.385	4:17.983	1:38.025	1:56.377	3.793		24.032	7.009	267.8	18:54	2:54:44.842
33	2	4:03.915	37.961	1:33.737	1:52.217	3.754	4.389	21.741	6.815	280.9	18:58	2:58:48.757
34	2	4:02.341	38.149	1:33.390	1:50.802	3.745	4.391	21.264	6.425	283.1	19:02	3:02:51.098
35	2	4:02.645	37.854	1:33.005	1:51.786	3.791	4.362	21.249	7.193	280.2	19:06	3:06:53.743
36	2	4:01.402	37.870	1:33.252	1:50.280	3.770	4.364	20.869	6.449	284.5	19:10	3:10:55.145
37	2	4:16.807 B	40.702	1:34.653	2:01.452		4.368	22.363		283.1	19:15	3:15:11.952
38	1	7:35.638	3:44.390	1:38.840	2:12.408	3.965		26.547	7.549	269.8	19:22	3:22:47.590
39	1	4:22.099 B	40.180	1:37.766	2:04.153		4.449	22.731		271.1	19:27	3:27:09.689
40	1	7:08.902	3:34.003	1:37.751	1:57.148	3.867		22.839	6.994	278.0	19:34	3:34:18.591
41	1	4:19.437 B	39.652	1:36.693	2:03.092		4.402	22.461		285.3	19:38	3:38:38.028
42	1	6:51.065 B	3:05.012	1:38.091	2:07.962			24.100		280.2	19:45	3:45:29.093
43	3	6:33.821	2:55.625	1:40.924	1:57.272	3.833		23.314	6.909	280.9	19:52	3:52:02.914
44	3	7:55.684 B	38.432	5:03.874	2:13.378		4.397	24.267		278.7	19:59	3:59:58.598

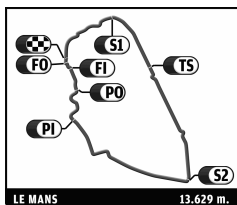
51	AF Corse											Ferrari 458 Italia
	1. Giancarlo Fisichella		3. Toni Vilander									LMGTE Pro
	2. Gianmaria Bruni											

1	3	6:03.458 B	2:01.291	1:47.866	2:14.301			26.473		213.4	16:06	6:03.458
2	3	7:37.337	4:06.073	1:36.447	1:54.817	3.801		21.919	6.962	285.3	16:13	13:40.795
3	3	4:05.185	38.807	1:34.292	1:52.086	3.722	4.432	21.129	6.499	289.0	16:17	17:45.980
4	3	4:11.087 B	37.990	1:33.495	1:59.602		4.402	20.818		290.6	16:21	21:57.067
5	3	7:24.476	3:45.825	1:42.554	1:56.097	3.867		22.067	6.972	226.7	16:29	29:21.543
6	3	4:04.833	38.669	1:34.596	1:51.568	3.694	4.455	20.754	6.474	282.3	16:33	33:26.376
7	3	3:59.999	37.639	1:32.951	1:49.409	3.669	4.388	20.526	6.370	289.8	16:37	37:26.375
8	3	3:58.933	37.540	1:32.309	1:49.084	3.652	4.362	20.519	6.219	289.8	16:41	41:25.308
9	3	4:11.324 B	38.092	1:32.523	2:00.709		4.353	21.162		290.6	16:45	45:36.632
10	3	5:58.830	2:31.041	1:34.846	1:52.943	3.650		21.080	6.377	286.0	16:51	51:35.462
11	3	4:02.071	37.451	1:32.323	1:52.297	3.630	4.368	22.164	6.854	289.8	16:55	55:37.533
12	3	3:58.136	37.398	1:31.996	1:48.742	3.619	4.367	20.262	6.219	289.8	16:59	59:35.669
13	3	4:08.996 B	37.630	1:32.533	1:58.833		4.361	20.771		291.4	17:03	1:03:44.665
14	2	8:11.601	4:45.860	1:34.807	1:50.934	3.700		20.996	6.375	289.0	17:11	1:11:56.266
15	2	3:59.731	37.652	1:33.488	1:48.591	3.621	4.376	20.296	6.143	291.4	17:15	1:15:55.997
16	2	3:57.735	37.021	1:32.045	1:48.669	3.699	4.338	20.206	6.142	289.8	17:19	1:19:53.732
17	2	4:16.305 B	38.969	1:35.163	2:02.173		4.374	21.955		288.3	17:24	1:24:10.037
18	3	15:43.919	...	1:34.252	1:50.316	3.674		20.662	6.507	292.1	17:39	1:39:53.956
19	3	3:59.035	37.498	1:32.403	1:49.134	3.692	4.393	20.357	6.143	289.8	17:43	1:43:52.991
20	3	4:10.046 B	37.306	1:32.314	2:00.426		4.383	21.489		291.4	17:48	1:48:03.037
21	3	7:01.476	3:36.594	1:34.521	1:50.361	3.619		20.725	6.357	287.5	17:55	1:55:04.513
22	3	3:58.836	37.391	1:32.433	1:49.012	3.602	4.364	20.229	6.118	290.6	17:59	1:59:03.349
23	3	4:09.286 B	37.290	1:32.237	1:59.759		4.348	21.495		289.8	18:03	2:03:12.635
24	3	6:17.090	2:50.389	1:35.174	1:51.527	3.621		20.932	6.866	286.8	18:09	2:09:29.725
25	3	3:58.371	37.410	1:32.376	1:48.585	3.581	4.367	20.108	6.058	289.0	18:13	2:13:28.096
26	3	4:11.981 B	37.613	1:33.989	2:00.379		4.337	21.222		289.8	18:17	2:17:40.077
27	3	5:30.246	2:03.285	1:35.679	1:51.282	3.674		20.935	6.432	283.8	18:23	2:23:10.323
28	3	3:59.544	37.504	1:32.521	1:49.519	3.584	4.388	20.351	6.335	290.6	18:27	2:27:09.867
29	3	4:35.631 B	38.969	1:41.146	2:15.516		4.333	23.772		260.8	18:31	2:31:45.498
30	1	5:44.788	2:16.163	1:36.039	1:52.586	3.753		21.442	6.617	273.2	18:37	2:37:30.286
31	1	3:59.947	37.940	1:32.477	1:49.530	3.679	4.406	20.535	6.213	290.6	18:41	2:41:30.233



24 HEURES DU MANS

16-17 JUIN 2012



FIA WEC

80^e Edition des 24 Heures du Mans

Free Practice

Sector Analysis

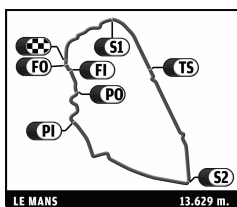
■ Personal Best ■ Session Best B Crossing the finish line in pit lane

Lap	D	Time	Sector 1	Sector 2	Sector 3	T6	T7	Porsche	Ford	T. Spd	Hour	Elapsed
55		JWA-Avila										
		1.Joël Camathias										
		2.Markus Palittala										
		3.Paul Daniels										
		Porsche 911 RSR (997)										
		LMGTE Am										
1	2	7:08.843	2:54.814	1:56.050	2:17.979	4.173		28.721	9.291	207.7	16:07	7:08.843
2	2	4:34.214	45.100	1:40.909	2:08.205	3.994	4.605	26.235	9.074	253.5	16:11	11:43.057
3	2	4:20.994	42.306	1:38.506	2:00.182	3.991	4.533	24.761	7.385	278.0	16:16	16:04.051
4	2	4:15.727	40.719	1:36.847	1:58.161	3.875	4.542	23.859	7.386	285.3	16:20	20:19.778
5	2	4:14.139	40.515	1:36.369	1:57.255	3.901	4.494	23.425	7.554	283.1	16:24	24:33.917
6	2	4:11.927	40.046	1:35.755	1:56.126	3.850	4.483	22.606	7.440	282.3	16:28	28:45.844
7	2	4:37.767 B	41.228	1:40.632	2:15.907		4.472	27.656		281.6	16:33	33:23.611
8	3	12:11.423 B	7:51.199	1:47.499	2:32.725			30.506		218.1	16:45	45:35.034
9	3	1:00:53.359 B	...	1:43.083	2:25.203			27.500		241.2	17:46	1:46:28.393
10	3	5:30.116	1:46.540	1:39.880	2:03.696	4.126		25.909	7.698	276.6	17:51	1:51:58.509
11	3	4:24.847	42.269	1:39.617	2:02.961	4.018	4.554	25.591	7.526	283.8	17:56	1:56:23.356
12	3	4:23.386	41.778	1:38.768	2:02.840	4.069	4.502	25.855	7.641	279.4	18:00	2:00:46.742
13	3	4:22.643	41.568	1:38.393	2:02.682	3.979	4.520	24.791	7.996	276.6	18:05	2:05:09.385
14	3	4:44.179 B	41.121	1:38.768	2:24.290		4.487	26.138		280.9	18:09	2:09:53.564
15	1	10:07.573	6:31.574	1:38.728	1:57.271	3.912		23.050	7.320	275.9	18:20	2:20:01.137
16	1	4:13.886	40.705	1:36.458	1:56.723	3.843	4.514	23.138	7.040	280.9	18:24	2:24:15.023
17	1	4:11.878	39.725	1:36.241	1:55.912	3.836	4.481	22.864	7.007	280.9	18:28	2:28:26.901
18	1	4:19.839 B	40.110	1:36.017	2:03.712		4.481	22.835		281.6	18:32	2:32:46.740
19	1	21:39.802	...	1:37.546	1:55.912	3.818		23.089	6.834	271.1	18:54	2:54:26.542
20	1	4:07.533	38.913	1:34.927	1:53.693	3.812	4.469	22.119	6.779	281.6	18:58	2:58:34.075
21	1	4:06.965	38.755	1:34.913	1:53.297	3.809	4.453	21.954	6.637	280.9	19:02	3:02:41.040
22	1	4:05.977	38.804	1:34.360	1:52.813	3.827	4.452	21.746	6.639	283.8	19:06	3:06:47.017
23	1	4:16.987 B	39.005	1:35.410	2:02.572		4.448	21.956		286.8	19:11	3:11:04.004
24	3	8:53.063	5:08.031	1:42.105	2:02.927	3.993		25.702	8.281	277.3	19:19	3:19:57.067
25	3	4:21.095	41.232	1:38.516	2:01.347	3.990	4.510	25.493	7.744	279.4	19:24	3:24:18.162
26	3	4:19.811	41.437	1:37.910	2:00.464	4.032	4.509	25.107	7.592	280.9	19:28	3:28:37.973
27	3	4:18.364	40.653	1:37.415	2:00.296	4.002	4.528	24.990	7.382	280.2	19:32	3:32:56.337
28	3	4:21.100	41.180	1:38.672	2:01.248	3.980	4.512	25.074	7.712	253.5	19:37	3:37:17.437
29	3	4:20.804	40.967	1:39.713	2:00.124	4.083	4.504	24.653	7.537	282.3	19:41	3:41:38.241
30	3	4:17.769	40.598	1:37.900	1:59.271	4.102	4.530	24.501	7.541	281.6	19:45	3:45:56.010
31	3	4:43.997 B	40.984	1:44.270	2:18.743		4.539	26.184		276.6	19:50	3:50:40.007
32	2	6:28.811	2:46.607	1:39.985	2:02.219	3.966		24.376	7.542	256.5	19:57	3:57:08.818
33	2	4:10.423	39.579	1:35.786	1:55.058	3.832	4.495	22.568	6.984	285.3	20:01	4:01:19.241
57		Krohn Racing										
		1.Tracy Krohn										
		2.Niclas Jansson										
		3.Michele Rugolo										
		Ferrari 458 Italia										
		LMGTE Am										
1	1	5:34.116 B	1:27.764	1:47.116	2:19.236			25.138		238.6	16:05	5:34.116
2	1	7:45.610	4:05.591	1:40.321	1:59.698	3.940		23.884	7.363	270.4	16:13	13:19.726
3	1	4:15.513	41.475	1:36.779	1:57.259	3.935	4.460	23.134	6.994	282.3	16:17	17:35.239
4	1	4:12.124	39.903	1:35.778	1:56.443	4.129	4.455	23.849	6.797	283.1	16:21	21:47.363
5	1	4:12.568	39.328	1:36.087	1:57.153	3.869	4.513	23.531	6.933	286.8	16:25	25:59.931
6	1	4:11.555	40.700	1:35.507	1:55.348	3.937	4.413	23.161	6.960	286.0	16:30	30:11.486
7	1	4:21.588	40.323	1:43.604	1:57.661	3.925	4.435	23.974	6.918	286.0	16:34	34:33.074
8	1	4:16.959 B	39.315	1:35.000	2:02.644		4.432	22.917		284.5	16:38	38:50.033
9	1	17:13.629 B	...	2:26.523	2:24.800			27.580		260.8	16:56	56:03.662
10	1	11:27.901	7:50.252	1:39.752	1:57.897	3.959		23.720	6.989	275.9	17:07	1:07:31.563
11	1	4:20.743	40.575	1:40.203	1:59.965	3.871	4.491	23.866	7.423	266.5	17:11	1:11:52.306
12	1	4:12.793	39.758	1:36.852	1:56.183	3.824	4.437	23.387	6.859	283.1	17:16	1:16:05.099
13	1	4:18.642	41.232	1:38.486	1:58.924	4.070	4.419	23.973	7.356	283.1	17:20	1:20:23.741
14	1	5:38.494 B	41.026	2:34.660	2:22.808		4.521	26.636		283.1	17:26	1:26:02.235
15	1	9:45.545	6:11.318	1:38.064	1:56.163	3.950		23.560	6.766	282.3	17:35	1:35:47.780
16	1	4:09.965	39.679	1:35.857	1:54.429	3.901	4.474	22.364	6.649	286.8	17:39	1:39:57.745
17	1	4:09.915	39.616	1:35.475	1:54.824	3.947	4.449	22.882	6.665	285.3	17:44	1:44:07.660
18	1	4:08.616	39.304	1:34.853	1:54.459	3.844	4.466	22.417	6.661	286.8	17:48	1:48:16.276



24 HEURES DU MANS

16-17 JUN 2012



FIA WEC

80^e Edition des 24 Heures du Mans

Free Practice

Sector Analysis

Lap	D	Time	Sector 1	Sector 2	Sector 3	T6	T7	Porsche	Ford	T. Spd	Hour	Elapsed
19	1	4:08.607	39.634	1:35.029	1:53.944	3.786	4.427	22.394	6.647	285.3	17:52	1:52:24.883
20	1	4:06.849	39.048	1:34.764	1:53.037	3.820	4.398	22.230	6.522	283.1	17:56	1:56:31.732
21	1	4:08.087	38.775	1:34.621	1:54.691	3.784	4.409	22.336	6.636	283.8	18:00	2:00:39.819
22	1	4:16.108 B	39.513	1:34.958	2:01.637		4.397	22.632		283.8	18:04	2:04:55.927
23	1	16:38.076	...	1:40.684	1:56.793	3.821		23.218	6.840	279.4	18:21	2:21:34.003
24	1	4:47.674 B	42.915	1:46.630	2:18.129		4.445	26.282		241.2	18:26	2:26:21.677
25	1	16:30.886	...	1:39.292	1:57.746	3.929		23.577	7.431	262.6	18:42	2:42:52.563
26	1	5:43.271 B	43.970	1:58.687	3:00.614		4.468	34.349		188.1	18:48	2:48:35.834
27	1	6:52.579	3:11.239	1:39.810	2:01.530	3.875		25.680	7.148	278.7	18:55	2:55:28.413
28	1	4:34.096 B	41.319	1:40.247	2:12.530		4.442	25.775		257.1	19:00	3:00:02.509
29	1	32:07.577	...	1:39.897	1:59.109	3.979		23.855	7.007	265.8	19:32	3:32:10.086
30	1	4:14.274	43.210	1:36.181	1:54.883	3.781	4.487	22.882	6.864	284.5	19:36	3:36:24.360
31	1	4:16.007	40.168	1:36.132	1:59.707	3.869	4.413	25.429	6.907	281.6	19:40	3:40:40.367
32	1	4:11.401	39.938	1:35.535	1:55.928	3.880	4.439	23.198	6.812	283.1	19:44	3:44:51.768
33	1	4:25.217 B	39.440	1:35.277	2:10.500		4.441	25.017		281.6	19:49	3:49:16.985

■ Personal Best ■ Session Best ■ Crossing the finish line in pit lane

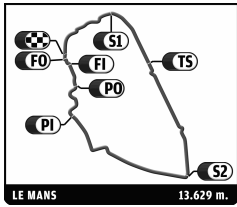
58	Luxury Racing			Ferrari 458 Italia
	1. Pierre Ehret	3. Gunnar Jeannette		LMGTE Am
	2. Franck Montecalvo			

1	2	8:56.628 B	4:19.793	2:06.348	2:30.487			26.946		165.3	16:08	8:56.628
2	2	6:40.432	3:00.427	1:41.774	1:58.231	3.827		23.275	7.327	265.2	16:15	15:37.060
3	2	4:09.144	39.198	1:35.654	1:54.292	3.806	4.463	22.241	7.147	286.0	16:19	19:46.204
4	2	4:07.851	38.897	1:35.278	1:53.676	3.846	4.441	22.050	7.095	285.3	16:23	23:54.055
5	2	4:13.493	39.826	1:34.634	1:59.033	3.793	4.423	22.504	7.032	284.5	16:28	28:07.548
6	2	4:08.658	39.177	1:35.422	1:54.059	3.841	4.418	21.787	6.909	282.3	16:32	32:16.206
7	2	6:01.178 B	43.626	2:28.749	2:48.803	3.841	4.445	28.736		149.3	16:38	38:17.384
8	2	20:01.851	...	1:38.011	1:56.098	3.793		23.178	7.132	245.5	16:58	58:19.235
9	2	4:07.077	38.842	1:35.407	1:52.828	3.757	4.427	21.561	6.763	281.6	17:02	1:02:26.312
10	2	4:05.667	38.623	1:34.774	1:52.270	3.767	4.406	21.469	7.001	283.8	17:06	1:06:31.979
11	2	4:05.489	38.508	1:34.541	1:52.440	3.783	4.408	21.369	6.716	283.8	17:10	1:10:37.468
12	2	4:05.235	38.450	1:34.845	1:51.940	3.751	4.420	21.417	6.791	283.1	17:14	1:14:42.703
13	2	4:04.680	38.401	1:34.225	1:52.054	3.795	4.391	21.365	6.824	283.8	17:18	1:18:47.383
14	2	4:04.167	38.483	1:34.049	1:51.635	3.822	4.416	21.292	6.704	283.8	17:22	1:22:51.550
15	2	4:16.895 B	38.526	1:34.143	2:04.226		4.424	22.015		286.8	17:27	1:27:08.445
16	1	8:03.398	4:29.134	1:37.753	1:56.511	3.848		22.704	7.317	261.4	17:35	1:35:11.843
17	1	4:09.772	39.426	1:36.453	1:53.893	3.825	4.473	22.081	6.809	281.6	17:39	1:39:21.615
18	1	4:07.465	39.110	1:35.144	1:53.211	3.922	4.453	21.687	7.194	283.1	17:43	1:43:29.080
19	1	4:07.777	39.203	1:35.527	1:53.047	3.818	4.493	21.378	6.821	281.6	17:47	1:47:36.857
20	1	4:06.249	38.849	1:35.315	1:52.085	3.825	4.447	21.182	6.660	281.6	17:51	1:51:43.106
21	1	4:05.290	38.828	1:34.177	1:52.285	3.788	4.438	21.609	6.767	286.8	17:55	1:55:48.396
22	1	4:05.329	38.770	1:34.042	1:52.517	3.839	4.427	21.128	7.147	286.0	17:59	1:59:53.725
23	1	4:03.734	38.430	1:33.911	1:51.393	3.896	4.416	21.107	6.544	285.3	18:03	2:03:57.459
24	1	4:05.796	38.449	1:34.283	1:53.064	3.795	4.464	21.426	6.770	284.5	18:08	2:08:03.255
25	1	4:04.987	38.518	1:33.882	1:52.587	3.849	4.418	21.358	6.761	284.5	18:12	2:12:08.242
26	1	4:05.106	38.455	1:34.504	1:52.147	3.753	4.450	21.225	6.617	283.1	18:16	2:16:13.348
27	1	4:04.685	38.914	1:33.749	1:52.022	3.799	4.408	21.071	6.472	286.8	18:20	2:20:18.033
28	1	4:03.816	38.416	1:33.340	1:52.060	3.847	4.416	21.138	6.547	286.8	18:24	2:24:21.849
29	1	4:17.096 B	38.303	1:34.301	2:04.492		4.421	21.404		288.3	18:28	2:28:38.945
30	3	6:44.657	3:16.490	1:35.189	1:52.978	3.768		21.437	6.842	280.9	18:35	2:35:23.602
31	3	4:05.588	38.715	1:34.227	1:52.646	3.807	4.442	21.391	6.632	283.8	18:39	2:39:29.190
32	3	4:03.215	38.295	1:33.823	1:51.097	3.713	4.443	20.999	6.392	281.6	18:43	2:43:32.405
33	3	4:13.960 B	38.193	1:33.317	2:02.450		4.405	23.826		282.3	18:47	2:47:46.365
34	3	11:04.917 B	7:08.877	1:34.691	2:21.349			21.927		281.6	18:58	2:58:51.282
35	3	11:02.922 B	7:15.366	1:39.438	2:08.118			23.539		280.9	19:09	3:09:54.204
36	3	29:57.794	...	1:39.031	1:54.165	3.709		22.240	6.735	280.9	19:39	3:39:51.998
37	3	4:21.072 B	38.168	1:37.972	2:04.932		4.398	22.673		280.9	19:44	3:44:13.070



24 HEURES DU MANS

16-17 JUIN 2012



FIA WEC

80^e Edition des 24 Heures du Mans

Free Practice

Sector Analysis

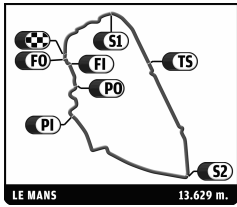
■ Personal Best ■ Session Best B Crossing the finish line in pit lane

Lap	D	Time	Sector 1	Sector 2	Sector 3	T6	T7	Porsche	Ford	T. Spd	Hour	Elapsed	
59		Luxury Racing 1. Frédéric Makowiecki 2. Jaime Melo	3. Dominik Farnbacher										Ferrari 458 Italia LMGTE Pro
1	1	5:19.926 B	1:35.189	1:38.499	2:06.238			23.771		269.8	16:05	5:19.926	
2	1	8:43.710	5:12.915	1:35.348	1:55.447	3.809		22.347	7.129	286.0	16:14	14:03.636	
3	1	4:05.707	38.591	1:33.798	1:53.318	3.839	4.427	21.317	7.044	292.1	16:18	18:09.343	
4	1	4:01.041	38.102	1:32.102	1:50.837	3.615	4.429	21.324	6.333	291.4	16:22	22:10.384	
5	1	4:00.576	37.749	1:32.637	1:50.190	3.614	4.345	20.810	6.111	290.6	16:26	26:10.960	
6	1	3:59.163	37.611	1:31.855	1:49.697	3.634	4.335	20.731	6.190	291.4	16:30	30:10.123	
7	1	4:18.419 B	40.494	1:33.696	2:04.229			21.334		291.4	16:34	34:28.542	
8	2	5:59.176	2:29.838	1:36.163	1:53.175	3.646		21.902	6.683	287.5	16:40	40:27.718	
9	2	4:04.309	39.052	1:33.387	1:51.870	3.691	4.333	21.812	6.428	290.6	16:44	44:32.027	
10	2	4:00.654	38.098	1:32.477	1:50.079	3.637	4.335	20.917	6.281	290.6	16:48	48:32.681	
11	2	4:00.982	37.796	1:32.643	1:50.543	3.613	4.327	21.237	6.406	288.3	16:52	52:33.663	
12	2	4:11.939 B	38.038	1:33.451	2:00.450			22.358		288.3	16:56	56:45.602	
13	3	13:28.206	9:55.576	1:36.848	1:55.782	3.830		22.858	6.988	269.1	17:10	1:10:13.808	
14	3	4:04.501	38.542	1:33.653	1:52.306	3.743	4.434	21.760	6.856	288.3	17:14	1:14:18.309	
15	3	4:14.866 B	40.363	1:33.375	2:01.128			22.035		289.8	17:18	1:18:33.175	
16	3	5:48.984	2:22.278	1:34.413	1:52.293	3.763		21.596	6.828	287.5	17:24	1:24:22.159	
17	3	4:02.266	38.288	1:33.329	1:50.649	3.662	4.400	21.070	6.337	289.8	17:28	1:28:24.425	
18	3	4:03.733	38.135	1:34.807	1:50.791	3.638	4.360	21.036	6.323	289.8	17:32	1:32:28.158	
19	3	4:09.477 B	37.775	1:32.751	1:58.951			20.910		291.4	17:36	1:36:37.635	
20	2	44:23.815	...	1:33.852	1:50.830	3.640		20.469	6.620	286.8	18:21	2:21:01.450	
21	2	3:57.848	37.404	1:31.935	1:48.509	3.654	4.335	20.401	6.247	288.3	18:24	2:24:59.298	
22	2	3:57.478	37.340	1:31.822	1:48.316	3.591	4.347	20.356	6.112	289.8	18:28	2:28:56.776	
23	2	4:08.543 B	38.617	1:33.100	1:56.826			21.123		289.0	18:33	2:33:05.319	
61		AF Corse-Waltrip 1. Robert Kauffman 2. Rui Aguas	3. Brian Vickers										Ferrari 458 Italia LMGTE Am
1	2	7:00.209 B	3:02.516	1:46.329	2:11.364			24.853		203.5	16:07	7:00.209	
2	2	7:08.525	3:22.560	1:41.904	2:04.061	3.844		23.785	7.142	214.7	16:14	14:08.734	
3	2	4:07.591	39.027	1:35.289	1:53.275	3.823	4.453	21.838	6.463	284.5	16:18	18:16.325	
4	2	4:05.952	38.541	1:33.679	1:53.732	3.879	4.432	22.298	6.593	286.8	16:22	22:22.277	
5	2	4:14.062 B	38.634	1:34.070	2:01.358			22.141		287.5	16:26	26:36.339	
6	3	14:37.557	...	1:38.302	2:00.948	3.886		23.834	7.933	281.6	16:41	41:13.896	
7	3	4:11.729	39.452	1:35.803	1:56.474	3.775	4.456	23.681	7.319	283.8	16:45	45:25.625	
8	3	4:20.376 B	39.119	1:36.430	2:04.827			23.501		282.3	16:49	49:46.001	
9	1	8:55.556 B	4:38.314	1:44.095	2:33.147			29.870		283.8	16:58	58:41.557	
10	1	6:19.160	2:34.508	1:42.032	2:02.620	4.186		24.467	7.653	286.8	17:05	1:05:00.717	
11	1	4:18.397	40.819	1:37.381	2:00.197	4.114	4.534	23.920	8.100	285.3	17:09	1:09:19.114	
12	1	4:21.870	40.978	1:38.067	2:02.825	4.120	4.496	24.113	7.448	286.0	17:13	1:13:40.984	
13	1	4:16.897	41.066	1:36.727	1:59.104	4.012	4.530	24.289	7.667	286.8	17:17	1:17:57.881	
14	1	4:15.445	40.498	1:36.740	1:58.207	4.111	4.479	23.933	7.399	283.1	17:22	1:22:13.326	
15	1	4:18.237	40.804	1:38.295	1:59.138	4.143	4.522	23.744	7.674	277.3	17:26	1:26:31.563	
16	1	4:37.482 B	41.984	1:37.751	2:17.747			24.104		286.8	17:31	1:31:09.045	
17	3	22:01.848	...	1:41.515	1:59.552	3.910		24.489	7.601	278.7	17:53	1:53:10.893	
18	3	4:12.888	39.563	1:37.366	1:55.959	3.918	4.486	23.012	7.193	281.6	17:57	1:57:23.781	
19	3	4:11.378	39.714	1:36.353	1:55.311	3.928	4.477	22.738	7.087	282.3	18:01	2:01:35.159	
20	3	4:11.854	39.046	1:37.497	1:55.311	3.817	4.473	22.596	7.069	286.8	18:05	2:05:47.013	
21	3	4:11.103	38.864	1:35.335	1:56.904	4.122	4.432	22.584	8.209	285.3	18:09	2:09:58.116	
22	3	4:08.883	39.422	1:35.032	1:54.429	3.788	4.565	22.365	7.187	284.5	18:14	2:14:06.999	
23	3	4:09.959	39.647	1:35.553	1:54.759	3.816	4.423	22.541	7.079	283.1	18:18	2:18:16.958	
24	3	4:08.563	38.690	1:35.878	1:53.995	3.828	4.435	22.359	7.032	283.8	18:22	2:22:25.521	
25	3	4:10.128	38.728	1:37.057	1:54.343	3.816	4.441	22.369	6.940	284.5	18:26	2:26:35.649	
26	3	4:16.872 B	39.393	1:34.496	2:02.983			23.121		285.3	18:30	2:30:52.521	
27	3	9:12.554	5:14.452	1:51.068	2:07.034	4.511		25.221	8.338	277.3	18:40	2:40:05.075	
28	3	5:05.447	43.460	2:18.808	2:03.179	4.526	4.658	25.044	8.201	283.8	18:45	2:45:10.522	



24 HEURES DU MANS

16-17 JUIN 2012



FIA WEC

80^e Edition des 24 Heures du Mans

Free Practice

Sector Analysis

■ Personal Best ■ Session Best B Crossing the finish line in pit lane

Lap	D	Time	Sector 1	Sector 2	Sector 3	T6	T7	Porsche	Ford	T. Spd	Hour	Elapsed
29	3	4:22.629	41.682	1:39.305	2:01.642	4.389	4.654	25.061	7.879	283.1	18:49	2:49:33.151
30	3	4:47.111 B	43.918	1:40.287	2:22.906		4.596	26.277		281.6	18:54	2:54:20.262
31	1	6:14.742	2:28.853	1:41.700	2:04.189	4.442		24.580	8.261	283.1	19:00	3:00:35.004
32	1	4:23.688	44.014	1:38.197	2:01.477	4.156	4.601	24.265	8.296	285.3	19:04	3:04:58.692
33	1	4:18.796	40.753	1:37.279	2:00.764	4.123	4.524	23.991	7.924	286.8	19:09	3:09:17.488
34	1	4:23.477	40.824	1:38.713	2:03.940	4.263	4.562	24.043	7.782	285.3	19:13	3:13:40.965
35	1	4:19.653	40.838	1:38.793	2:00.022	4.310	4.565	24.009	7.864	257.1	19:18	3:18:00.618
36	1	4:45.210 B	42.238	1:40.839	2:22.133		4.573	26.642		277.3	19:22	3:22:45.828
37	3	16:42.835	...	1:40.946	2:01.665	3.918		25.584	8.363	280.2	19:39	3:39:28.663
38	3	4:23.217 B	39.811	1:36.847	2:06.559		4.468	24.980		281.6	19:43	3:43:51.880

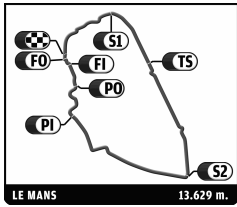
66		JMW Motorsport		3.Roger Wills								Ferrari 458 Italia	
		1.James Walker										LMGTE Pro	
		2.Jonny Cocker											
1	2	19:45.430 B	...	1:50.242	2:28.853			27.213		167.8	16:19	19:45.430	
2	2	14:38.671 B	...	1:43.508	2:16.986			27.397		250.0	16:34	34:24.101	
3	2	16:31.112 B	...	1:37.815	2:14.795			23.920		253.5	16:50	50:55.213	
4	2	1:39:06.589	...	1:40.191	1:59.630	3.800		23.510	6.968	275.9	18:30	2:30:01.802	
5	2	4:08.916	39.475	1:35.644	1:53.797	3.849	4.417	21.879	6.666	286.0	18:34	2:34:10.718	
6	2	4:13.767	40.843	1:39.125	1:53.799	3.828	4.434	21.676	6.640	284.5	18:38	2:38:24.485	
7	2	4:11.737	38.964	1:37.025	1:55.748	3.776	4.422	22.163	6.428	278.0	18:42	2:42:36.222	
8	2	4:19.166 B	38.667	1:36.225	2:04.274		4.391	24.398		283.1	18:46	2:46:55.388	
9	2	7:50.570	4:21.159	1:36.452	1:52.959	3.779		22.272	6.289	278.7	18:54	2:54:45.958	
10	2	4:09.514	38.125	1:33.150	1:58.239	3.690	4.391	21.575	7.131	288.3	18:58	2:58:55.472	
11	2	4:01.512	37.757	1:33.557	1:50.198	3.737	4.373	20.718	6.234	287.5	19:02	3:02:56.984	
12	2	4:00.231	37.716	1:33.085	1:49.430	3.694	4.384	20.581	6.070	286.8	19:06	3:06:57.215	
13	2	4:15.375 B	37.965	1:33.974	2:03.436		4.365	22.281		286.0	19:11	3:11:12.590	
14	3	6:21.066	2:43.633	1:38.589	1:58.844	3.854		24.565	7.066	255.3	19:17	3:17:33.656	
15	3	4:13.979	40.571	1:36.157	1:57.251	3.776	4.443	24.119	6.773	283.1	19:21	3:21:47.635	
16	3	4:11.341	39.727	1:35.547	1:56.067	3.832	4.420	22.998	6.491	286.0	19:25	3:25:58.976	
17	3	4:09.346	39.087	1:35.261	1:54.998	3.860	4.437	22.683	6.576	285.3	19:30	3:30:08.322	
18	3	4:09.110	39.347	1:35.072	1:54.691	3.816	4.457	22.722	6.630	285.3	19:34	3:34:17.432	
19	3	4:19.999 B	39.629	1:35.496	2:04.874		4.433	22.765		283.1	19:38	3:38:37.431	
20	1	16:16.043	...	1:42.817	1:58.548	3.945		23.640	7.111	265.2	19:54	3:54:53.474	
21	1	4:25.041 B	39.852	1:37.006	2:08.183		4.459	22.748		282.3	19:59	3:59:18.515	

67		Imsa Performance Matmut		3.Anthony Pons								Porsche 911 RSR (997)	
		1.Nicolas Armindo										LMGTE Am	
		2.Raymond Narac											
1	3	4:54.523	59.978	1:45.252	2:09.293	4.185		26.913	8.452	257.7	16:04	4:54.523	
2	3	4:26.780	42.704	1:40.166	2:03.910	4.064	4.588	26.362	7.805	269.8	16:09	9:21.303	
3	3	4:19.358	41.052	1:38.249	2:00.057	4.077	4.546	24.413	7.754	260.8	16:13	13:40.661	
4	3	4:19.424	41.672	1:37.146	2:00.606	4.142	4.557	24.287	8.557	284.5	16:18	18:00.085	
5	3	4:18.940	41.646	1:38.958	1:58.336	4.046	4.569	24.056	7.346	283.8	16:22	22:19.025	
6	3	4:24.041 B	40.368	1:38.101	2:05.572		4.530	23.244		282.3	16:26	26:43.066	
7	2	6:22.450	2:44.524	1:41.814	1:56.112	3.893		23.146	7.111	273.8	16:33	33:05.516	
8	2	4:09.896	38.980	1:36.597	1:54.319	3.862	4.472	22.265	6.760	279.4	16:37	37:15.412	
9	2	4:08.070	39.117	1:34.589	1:54.364	3.885	4.450	22.500	6.740	283.1	16:41	41:23.482	
10	2	4:19.154 B	39.516	1:35.133	2:04.505		4.452	22.957		273.8	16:45	45:42.636	
11	1	5:15.150	1:47.410	1:34.917	1:52.823	3.729		21.956	6.374	282.3	16:50	50:57.786	
12	1	4:13.264 B	38.519	1:34.313	2:00.432		4.385	21.884		283.1	16:55	55:11.050	
13	1	5:27.024	2:01.904	1:34.190	1:50.930	3.778		20.958	6.246	286.0	17:00	1:00:38.074	
14	1	4:02.250	38.438	1:33.750	1:50.062	3.688	4.432	20.765	6.016	285.3	17:04	1:04:40.324	
15	1	4:12.935 B	38.212	1:33.830	2:00.893		4.392	22.084		286.0	17:08	1:08:53.259	
16	1	6:16.485	2:48.441	1:36.406	1:51.638	3.747		21.039	6.227	286.8	17:15	1:15:09.744	
17	1	4:01.509	38.053	1:33.181	1:50.275	3.762	4.409	20.759	6.227	284.5	17:19	1:19:11.253	
18	1	4:13.694 B	37.848	1:33.209	2:02.637		4.424	21.499		284.5	17:23	1:23:24.947	
19	1	7:12.764	3:48.171	1:33.873	1:50.720	3.811		21.099	6.049	284.5	17:30	1:30:37.711	
20	1	4:00.955	38.025	1:32.854	1:50.076	3.720	4.445	20.911	6.237	287.5	17:34	1:34:38.666	



24 HEURES DU MANS

16-17 JUN 2012



FIA WEC

80^e Edition des 24 Heures du Mans

Free Practice

Sector Analysis

■ Personal Best ■ Session Best B Crossing the finish line in pit lane

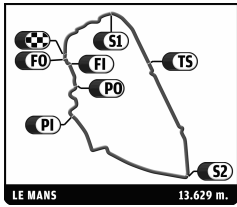
Lap	D	Time	Sector 1	Sector 2	Sector 3	T6	T7	Porsche	Ford	T. Spd	Hour	Elapsed
21	1	4:11.775B	38.079	1:34.483	1:59.213		4.408	21.475		286.0	17:38	1:38:50.441
22	2	7:13.697	3:44.711	1:35.707	1:53.279	3.838		21.809	6.856	283.1	17:46	1:46:04.138
23	2	4:05.833	38.512	1:34.260	1:53.061	3.821	4.443	22.175	6.618	284.5	17:50	1:50:09.971
24	2	4:05.751	38.644	1:34.734	1:52.373	3.796	4.436	21.752	6.660	283.8	17:54	1:54:15.722
25	2	4:04.507	38.378	1:33.982	1:52.147	3.810	4.420	21.630	6.713	286.8	17:58	1:58:20.229
26	2	4:04.104	38.361	1:33.804	1:51.939	3.809	4.432	21.585	6.590	286.8	18:02	2:02:24.333
27	2	4:29.147B	40.684	1:37.233	2:11.230		4.425	24.521		283.8	18:06	2:06:53.480
28	3	10:15.163	6:35.232	1:41.926	1:58.005	3.961		23.443	7.379	252.9	18:17	2:17:08.643
29	3	4:11.714	39.758	1:35.903	1:56.053	3.906	4.503	22.861	7.137	285.3	18:21	2:21:20.357
30	3	4:10.882	39.811	1:35.626	1:55.445	3.935	4.484	22.995	7.209	284.5	18:25	2:25:31.239
31	3	4:10.122	39.797	1:35.260	1:55.065	3.906	4.557	22.732	7.163	286.0	18:29	2:29:41.361
32	3	4:12.176	40.195	1:35.687	1:56.294	3.908	4.456	23.835	7.127	286.8	18:33	2:33:53.537
33	3	4:12.825	40.624	1:36.155	1:56.046	3.933	4.478	24.161	6.965	286.8	18:38	2:38:06.362
34	3	4:10.131	39.394	1:36.024	1:54.713	3.926	4.480	22.709	6.907	284.5	18:42	2:42:16.493
35	3	4:16.552	39.428	1:35.535	2:01.589	3.865	4.482	26.680	7.467	286.8	18:46	2:46:33.045
36	3	4:11.020	39.663	1:35.516	1:55.841	3.904	4.444	23.512	7.269	283.8	18:50	2:50:44.065
37	3	4:09.091	39.350	1:34.928	1:54.813	3.862	4.464	23.078	7.034	284.5	18:54	2:54:53.156
38	3	4:08.638	39.063	1:34.633	1:54.942	3.889	4.443	22.827	7.116	288.3	18:59	2:59:01.794
39	3	4:10.143	39.309	1:35.125	1:55.709	3.850	4.446	23.019	7.290	287.5	19:03	3:03:11.937
40	3	4:11.419	39.564	1:35.365	1:56.490	3.935	4.434	23.384	7.365	288.3	19:07	3:07:23.356
41	3	4:24.668B	41.482	1:37.020	2:06.166		4.477	23.782		269.8	19:11	3:11:48.024
42	1	5:17.611	1:53.513	1:33.183	1:50.915	3.715		21.141	6.193	287.5	19:17	3:17:05.635
43	1	4:00.800	38.010	1:32.603	1:50.187	3.845	4.392	20.865	6.065	286.8	19:21	3:21:06.435
44	1	4:01.891	38.157	1:32.655	1:51.079	3.732	4.441	21.510	6.131	286.0	19:25	3:25:08.326
45	1	4:10.572B	38.437	1:33.037	1:59.098		4.401	21.233		286.8	19:29	3:29:18.898
46	1	6:14.356	2:49.085	1:34.043	1:51.228	3.771		21.237	6.237	283.8	19:35	3:35:33.254
47	1	4:09.962B	38.380	1:33.882	1:57.700		4.421	21.369		283.8	19:39	3:39:43.216
48	2	6:13.905	2:43.908	1:35.511	1:54.486	3.836		22.509	7.009	281.6	19:45	3:45:57.121
49	2	4:18.789	39.953	1:40.278	1:58.558	3.770	4.428	22.733	6.710	286.8	19:50	3:50:15.910
50	2	4:19.938B	38.846	1:36.007	2:05.085		4.403	22.779		287.5	19:54	3:54:35.848

70		Larbre Competition											Chevrolet Corvette C6 ZR1	
		1.Jean-Philippe Belloc		3.Pascal Gibon									LMGTE Am	
		2.Christophe Bourret												
1	1	6:16.556B	2:06.577	1:53.641	2:16.338			26.216		178.2	16:06	6:16.556		
2	1	7:35.103	3:53.626	1:41.576	1:59.901	3.944		24.409	7.377	257.7	16:13	13:51.659		
3	1	4:17.635	40.908	1:38.306	1:58.421	4.007	4.446	23.980	7.123	280.2	16:18	18:09.294		
4	1	4:15.398	40.384	1:35.766	1:59.248	3.950	4.489	25.622	7.410	283.8	16:22	22:24.692		
5	1	4:09.705	39.833	1:35.470	1:54.402	3.889	4.416	22.689	7.002	284.5	16:26	26:34.397		
6	1	4:07.566	39.373	1:34.534	1:53.659	3.860	4.411	22.175	6.888	283.1	16:30	30:41.963		
7	1	4:20.683B	39.793	1:37.032	2:03.858		4.396	22.934		275.9	16:35	35:02.646		
8	3	7:02.012	3:16.023	1:42.932	2:03.057	4.012		25.357	7.784	282.3	16:42	42:04.658		
9	3	4:21.232	41.319	1:37.869	2:02.044	4.042	4.469	25.148	8.081	278.0	16:46	46:25.890		
10	3	4:17.675	40.361	1:37.085	2:00.229	3.920	4.454	24.780	7.708	283.1	16:50	50:43.565		
11	3	4:16.734	40.350	1:37.112	1:59.272	3.969	4.432	24.197	7.493	278.0	16:55	55:00.299		
12	3	4:16.494	40.949	1:36.832	1:58.713	3.976	4.448	24.198	7.536	278.7	16:59	59:16.793		
13	3	4:16.958	41.086	1:36.740	1:59.132	4.050	4.451	23.768	7.594	280.2	17:03	1:03:33.751		
14	3	4:16.626	40.694	1:36.720	1:59.212	4.129	4.467	23.684	7.685	281.6	17:07	1:07:50.377		
15	3	4:19.064	42.037	1:38.121	1:58.906	4.088	4.492	23.924	7.790	269.8	17:12	1:12:09.441		
16	3	4:23.874	40.667	1:40.132	2:03.075	4.137	4.479	24.718	7.607	280.2	17:16	1:16:33.315		
17	3	4:37.563B	41.171	1:40.537	2:15.855		4.476	25.218		275.9	17:21	1:21:10.878		
18	2	8:10.226	4:22.964	1:44.305	2:02.957	4.224		25.396	7.903	232.0	17:29	1:29:21.104		
19	2	4:23.277	40.708	1:41.215	2:01.354	4.166	4.523	25.641	7.813	280.9	17:33	1:33:44.381		
20	2	4:31.491B	40.864	1:39.163	2:11.464		4.496	26.466		283.1	17:38	1:38:15.872		
21	2	6:07.046	2:25.236	1:41.172	2:00.638	4.218		25.043	8.003	246.6	17:44	1:44:22.918		
22	2	4:20.395	40.839	1:37.804	2:01.752	4.009	4.521	24.928	7.447	283.8	17:48	1:48:43.313		
23	2	4:12.089	39.810	1:36.600	1:55.679	4.080	4.450	22.849	7.101	283.8	17:52	1:52:55.402		
24	2	4:10.543	39.338	1:36.277	1:54.928	4.037	4.474	22.814	6.913	282.3	17:57	1:57:05.945		



24 HEURES DU MANS

16-17 JUIN 2012



FIA WEC

80^e Edition des 24 Heures du Mans

Free Practice

Sector Analysis

■ Personal Best ■ Session Best ■ Crossing the finish line in pit lane

Lap	D	Time	Sector 1	Sector 2	Sector 3	T6	T7	Porsche	Ford	T. Spd	Hour	Elapsed
25	2	4:10.144	39.346	1:36.255	1:54.543	4.064	4.456	22.407	7.075	280.9	18:01	2:01:16.089
26	2	4:11.569	39.493	1:36.280	1:55.796	4.220	4.464	23.228	7.099	285.3	18:05	2:05:27.658
27	2	4:10.567	39.224	1:35.588	1:55.755	4.063	4.508	22.757	7.276	284.5	18:09	2:09:38.225
28	2	4:10.458	39.460	1:35.826	1:55.172	3.921	4.460	22.779	6.980	281.6	18:13	2:13:48.683
29	2	4:18.888	39.212	1:38.266	2:01.410	3.980	4.414	24.051	7.300	281.6	18:18	2:18:07.571
30	2	4:10.795	39.717	1:36.148	1:54.930	4.080	4.436	22.393	7.095	281.6	18:22	2:22:18.366
31	2	4:36.618B	41.940	1:42.308	2:12.370		4.461	26.103		226.7	18:26	2:26:54.984
32	1	53:46.218	...	1:44.783	1:58.014	3.866		23.312	7.044	241.2	19:20	3:20:41.202
33	1	4:07.906	39.226	1:35.859	1:52.821	3.879	4.454	21.779	6.828	280.2	19:24	3:24:49.108
34	1	4:18.038B	39.102	1:35.158	2:03.778		4.415	22.175		283.1	19:29	3:29:07.146
35	3	6:45.413	3:03.828	1:39.359	2:02.226	4.072		25.589	7.873	278.7	19:35	3:35:52.559
36	3	4:17.894	40.707	1:37.776	1:59.411	4.236	4.491	24.393	7.680	280.2	19:40	3:40:10.453
37	3	4:16.635	40.717	1:37.634	1:58.284	3.988	4.553	23.826	7.580	277.3	19:44	3:44:27.088
38	3	4:21.760	41.349	1:37.420	2:02.991	4.069	4.464	25.684	7.608	280.2	19:48	3:48:48.848
39	3	4:22.302	41.062	1:41.668	1:59.572	4.080	4.483	24.266	7.639	276.6	19:53	3:53:11.150
40	3	4:17.734	40.473	1:37.961	1:59.300	4.047	4.487	23.735	7.558	274.5	19:57	3:57:28.884
41	3	5:28.597B	42.426	1:40.706	3:05.465		4.478	24.295		281.6	20:02	4:02:57.481

71

AF Corse
1. Andrea Bertolini
2. Olivier Beretta

3. Marco Cioci

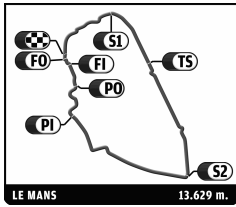
Ferrari 458 Italia
LMGTE Pro

1	1	6:01.952B	2:04.068	1:44.301	2:13.583			25.964		232.5	16:06	6:01.952
2	1	12:34.471	8:51.812	1:40.822	2:01.837	4.036		24.620	7.750	254.7	16:18	18:36.423
3	1	4:25.711B	40.489	1:37.179	2:08.043		4.524	24.539		270.4	16:23	23:02.134
4	1	11:09.077	7:34.303	1:38.199	1:56.575	3.837		23.888	7.103	262.6	16:34	34:11.211
5	1	4:05.893	38.988	1:33.594	1:53.311	3.777	4.413	22.428	6.779	289.8	16:38	38:17.104
6	1	4:01.771	38.346	1:32.582	1:50.843	3.733	4.383	21.302	6.534	290.6	16:42	42:18.875
7	1	4:05.341	37.789	1:32.444	1:55.108	3.723	4.377	24.069	7.070	289.8	16:46	46:24.216
8	1	4:01.236	38.080	1:32.720	1:50.436	3.707	4.345	20.913	6.417	292.1	16:50	50:25.452
9	1	4:22.095B	38.406	1:39.537	2:04.152		4.361	22.620		288.3	16:54	54:47.547
10	1	6:17.016	2:44.650	1:36.931	1:55.435	3.790		23.026	6.879	283.8	17:01	1:01:04.563
11	1	4:03.991	38.333	1:34.020	1:51.638	3.771	4.430	21.557	6.437	287.5	17:05	1:05:08.554
12	1	4:09.245	40.392	1:33.706	1:55.147	3.799	4.402	22.085	7.202	289.0	17:09	1:09:17.799
13	1	4:07.646	39.536	1:34.347	1:53.763	3.733	4.430	22.263	6.873	289.8	17:13	1:13:25.445
14	1	4:02.092	38.044	1:33.141	1:50.907	3.721	4.386	21.407	6.373	292.1	17:17	1:17:27.537
15	1	4:01.216	38.001	1:32.577	1:50.638	3.717	4.381	21.261	6.400	291.4	17:21	1:21:28.753
16	1	4:02.932	37.846	1:33.016	1:52.070	3.715	4.393	22.050	6.618	289.8	17:25	1:25:31.685
17	1	4:00.510	37.749	1:32.204	1:50.557	3.693	4.372	20.932	6.353	292.1	17:29	1:29:32.195
18	1	4:00.778	37.597	1:32.090	1:51.091	3.767	4.358	20.912	7.227	296.1	17:33	1:33:32.973
19	1	3:59.592	37.806	1:32.297	1:49.489	3.770	4.373	20.764	6.270	290.6	17:37	1:37:32.565
20	1	4:00.311	37.818	1:32.457	1:50.036	3.734	4.382	20.915	6.372	289.8	17:41	1:41:32.876
21	1	4:13.394B	38.355	1:33.052	2:01.987		4.391	23.254		289.0	17:45	1:45:46.270
22	3	6:57.958B	3:10.661	1:36.473	2:10.824			24.135		284.5	17:52	1:52:44.228
23	3	7:22.474	3:52.240	1:36.008	1:54.226	3.785		22.418	6.697	287.5	18:00	2:00:06.702
24	3	4:06.954	38.920	1:34.586	1:53.448	3.751	4.439	21.825	6.601	288.3	18:04	2:04:13.656
25	3	4:12.365	38.592	1:38.766	1:55.007	3.781	4.429	22.034	7.174	287.5	18:08	2:08:26.021
26	3	4:06.232	38.604	1:34.507	1:53.121	3.742	4.428	21.854	6.482	289.0	18:12	2:12:32.253
27	3	4:06.118	38.823	1:34.285	1:53.010	3.788	4.415	21.872	6.483	281.6	18:16	2:16:38.371
28	3	4:18.690B	38.308	1:36.156	2:04.226		4.427	22.959		288.3	18:20	2:20:57.061
29	2	8:03.177B	4:01.484	1:54.772	2:06.921			23.796		258.3	18:29	2:29:00.238
30	2	6:32.414	3:04.210	1:35.511	1:52.693	3.848		21.952	6.592	287.5	18:35	2:35:32.652
31	2	4:03.857	38.490	1:33.943	1:51.424	3.724	4.459	21.156	6.427	289.8	18:39	2:39:36.509
32	2	4:01.350	37.709	1:33.145	1:50.496	3.691	4.400	20.672	6.192	289.0	18:43	2:43:37.859
33	2	4:01.192	37.809	1:32.542	1:50.841	3.715	4.385	21.221	6.379	289.0	18:47	2:47:39.051
34	2	3:59.135	37.672	1:32.407	1:49.056	3.683	4.394	20.473	6.017	290.6	18:51	2:51:38.186
35	2	4:01.334	37.822	1:32.828	1:50.684	3.759	4.370	21.309	6.340	288.3	18:55	2:55:39.520
36	2	4:13.282B	37.861	1:33.941	2:01.480		4.405	21.735		289.0	18:59	2:59:52.802
37	2	6:27.073	2:59.681	1:34.482	1:52.910	3.772		21.586	6.338	285.3	19:06	3:06:19.875



24 HEURES DU MANS

16-17 JUIN 2012



FIA WEC

80^e Edition des 24 Heures du Mans

Free Practice

Sector Analysis

■ Personal Best ■ Session Best B Crossing the finish line in pit lane

Lap	D	Time	Sector 1	Sector 2	Sector 3	T6	T7	Porsche	Ford	T. Spd	Hour	Elapsed
38	2	4:03.822	37.986	1:33.153	1:52.683	3.711	4.404	21.579	6.636	290.6	19:10	3:10:23.697
39	2	4:24.238B	38.612	1:39.915	2:05.711		4.380	22.516		289.8	19:14	3:14:47.935
40	2	7:47.424	4:16.547	1:37.988	1:52.889	3.777		22.490	6.341	286.0	19:22	3:22:35.359
41	2	4:22.530B	37.905	1:35.939	2:08.686		4.400	23.769		289.0	19:26	3:26:57.889
42	2	10:07.120	6:40.658	1:35.148	1:51.314	3.898		21.084	6.221	286.0	19:37	3:37:05.009
43	2	4:06.014	38.303	1:36.083	1:51.628	3.799	4.459	21.340	6.272	290.6	19:41	3:41:11.023
44	2	4:04.066	39.243	1:33.543	1:51.280	3.725	4.423	21.222	6.281	289.0	19:45	3:45:15.089
45	2	4:06.509	37.907	1:36.710	1:51.892	3.757	4.389	21.470	6.260	287.5	19:49	3:49:21.598
46	2	4:01.411	38.069	1:33.124	1:50.218	3.735	4.404	20.796	6.199	289.8	19:53	3:53:23.009
47	2	4:06.225	38.383	1:32.779	1:55.063	3.828	4.393	21.394	7.289	291.4	19:57	3:57:29.234
48	2	4:16.795B	38.478	1:35.059	2:03.258		4.411	22.416		290.6	20:01	4:01:46.029

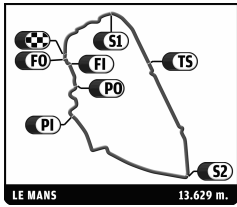
73	Corvette Racing		Chevrolet Corvette C6 ZR1									
	1. Jordan Taylor	3. Jan Magnussen	LMGTE Pro									
	2. Antonio Garcia											

1	3	4:46.075B	55.262	1:43.634	2:07.179			24.341		215.1	16:04	4:46.075
2	3	7:03.689	3:17.690	1:47.929	1:58.070	3.892		22.756	7.177	235.0	16:11	11:49.764
3	3	4:13.288	39.820	1:37.690	1:55.778	3.847	4.429	23.883	6.966	280.2	16:16	16:03.052
4	3	4:03.421	38.146	1:33.490	1:51.785	3.885	4.409	21.323	6.838	286.8	16:20	20:06.473
5	3	4:01.486	38.297	1:32.605	1:50.584	3.739	4.433	21.069	6.715	288.3	16:24	24:07.959
6	3	4:08.763B	37.598	1:32.500	1:58.665		4.347	21.826		286.0	16:28	28:16.722
7	3	6:04.489	2:36.522	1:36.763	1:51.204	3.815		20.971	6.688	286.8	16:34	34:21.211
8	3	4:01.397	37.697	1:33.225	1:50.475	3.785	4.398	20.945	6.692	283.8	16:38	38:22.608
9	3	4:00.452	37.783	1:32.644	1:50.025	3.736	4.374	20.690	6.524	284.5	16:42	42:23.060
10	3	4:00.526	37.714	1:32.610	1:50.202	3.758	4.384	20.766	6.670	285.3	16:46	46:23.586
11	3	4:10.591B	38.266	1:34.301	1:58.024		4.355	21.361		241.2	16:50	50:34.177
12	1	6:27.819	2:48.791	1:39.110	1:59.918	3.963		23.473	8.806	253.5	16:57	57:01.996
13	1	4:11.018	39.452	1:35.615	1:55.951	3.912	4.449	22.564	7.268	280.9	17:01	1:01:13.014
14	1	4:07.333	39.158	1:34.252	1:53.923	3.899	4.446	22.050	6.994	283.8	17:05	1:05:20.347
15	1	4:06.722	38.937	1:34.073	1:53.712	3.852	4.445	22.027	6.956	283.8	17:09	1:09:27.069
16	1	4:10.404	39.688	1:33.301	1:57.415	3.890	4.421	22.478	6.889	287.5	17:13	1:13:37.473
17	1	4:13.813B	38.579	1:33.490	2:01.744		4.418	22.355		283.8	17:17	1:17:51.286
18	1	6:56.315	3:24.567	1:36.539	1:55.209	3.915		22.413	7.082	255.3	17:24	1:24:47.601
19	1	4:08.746	39.281	1:34.828	1:54.637	3.867	4.430	22.206	6.972	283.1	17:28	1:28:56.347
20	1	4:06.446	38.779	1:34.335	1:53.332	3.854	4.419	21.763	6.905	283.8	17:33	1:33:02.793
21	1	4:21.819B	39.881	1:37.838	2:04.100		4.423	23.369		283.8	17:37	1:37:24.612
22	2	6:13.743	2:42.006	1:38.249	1:53.488	3.697		22.018	6.723	257.1	17:43	1:43:38.355
23	2	4:02.793	38.304	1:33.909	1:50.580	3.717	4.373	20.829	6.396	283.1	17:47	1:47:41.148
24	2	4:02.174	37.746	1:34.395	1:50.033	3.660	4.356	20.586	6.630	289.0	17:51	1:51:43.322
25	2	4:00.205	37.763	1:33.214	1:49.228	3.666	4.341	20.413	6.191	283.1	17:55	1:55:43.527
26	2	4:00.379	37.618	1:32.241	1:50.520	3.639	4.346	21.546	6.322	286.0	17:59	1:59:43.906
27	2	4:11.503B	38.977	1:33.848	1:58.678		4.333	20.661		281.6	18:03	2:03:55.409
28	2	6:18.670B	2:41.829	1:33.130	2:03.711			22.555		284.5	18:10	2:10:14.079
29	2	9:56.517	6:32.642	1:34.083	1:49.792	3.645		20.440	6.293	282.3	18:20	2:20:10.596
30	2	3:59.480	37.733	1:32.555	1:49.192	3.644	4.348	20.372	6.129	284.5	18:24	2:24:10.076
31	2	4:00.283	37.909	1:33.222	1:49.152	3.669	4.332	20.355	6.245	286.0	18:28	2:28:10.359
32	2	3:59.561	37.527	1:32.643	1:49.391	3.670	4.352	20.456	6.240	284.5	18:32	2:32:09.920
33	2	4:10.901B	38.094	1:33.369	1:59.438		4.333	20.631		284.5	18:36	2:36:20.821
34	1	12:26.996	8:48.079	1:40.753	1:58.164	3.887		24.085	7.052	236.5	18:48	2:48:47.817
35	1	4:06.538	38.629	1:34.616	1:53.293	3.801	4.451	22.044	6.763	280.2	18:52	2:52:54.355
36	1	4:04.375	38.389	1:33.640	1:52.346	3.799	4.414	21.476	6.803	284.5	18:56	2:56:58.730
37	1	4:04.089	38.380	1:33.587	1:52.122	3.879	4.418	21.467	6.633	281.6	19:01	3:01:02.819
38	1	4:03.075	38.241	1:33.179	1:51.655	3.779	4.418	21.311	6.636	282.3	19:05	3:05:05.894
39	1	4:05.309	38.125	1:33.243	1:53.941	3.850	4.379	21.692	6.825	283.8	19:09	3:09:11.203
40	1	4:16.036B	38.277	1:34.129	2:03.630		4.417	21.867		282.3	19:13	3:13:27.239
41	1	10:33.229	7:02.745	1:35.809	1:54.675	3.807		22.541	6.665	284.5	19:24	3:24:00.468
42	1	4:05.755	38.335	1:34.633	1:52.787	3.767	4.423	21.554	6.643	281.6	19:28	3:28:06.223
43	1	4:13.631B	38.188	1:34.311	2:01.132		4.407	21.918		281.6	19:32	3:32:19.854



24 HEURES DU MANS

16-17 JUIN 2012



FIA WEC

80^e Edition des 24 Heures du Mans

Free Practice

Sector Analysis

■ Personal Best ■ Session Best B Crossing the finish line in pit lane

Lap	D	Time	Sector 1	Sector 2	Sector 3	T6	T7	Porsche	Ford	T. Spd	Hour	Elapsed
44	1	9:38.100	6:06.820	1:36.491	1:54.789	3.824		21.952	6.915	280.9	19:41	3:41:57.954
45	1	4:10.948	39.339	1:38.732	1:52.877	3.825	4.410	21.584	6.762	286.8	19:46	3:46:08.902
46	1	4:13.731 B	38.134	1:35.266	2:00.331		4.418	22.208		285.3	19:50	3:50:22.633

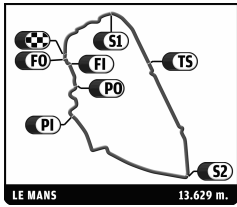
74	Corvette Racing										Chevrolet Corvette C6 ZR1	
	1.Oliver Gavin		3.Richard Westbrook								LMGT Pro	
	2.Tommy Milner											

1	2	4:53.411 B	1:00.548	1:44.629	2:08.234			23.901		217.2	16:04	4:53.411
2	2	6:31.651	3:00.159	1:37.088	1:54.404	3.761		21.967	6.883	260.8	16:11	11:25.062
3	2	4:04.796	38.423	1:34.199	1:52.174	3.674	4.381	22.032	6.445	285.3	16:15	15:29.858
4	2	4:01.757	37.505	1:32.791	1:51.461	3.645	4.358	21.419	6.301	283.8	16:19	19:31.615
5	2	4:05.986	37.530	1:33.534	1:54.922	3.724	4.352	21.568	6.343	274.5	16:23	23:37.601
6	2	4:08.997 B	37.405	1:32.545	1:59.047		4.376	21.642		286.0	16:27	27:46.598
7	2	8:45.361	5:20.379	1:34.114	1:50.868	3.699		20.913	6.516	280.9	16:36	36:31.959
8	2	4:01.814	37.653	1:33.234	1:50.927	3.651	4.380	20.691	6.389	283.8	16:40	40:33.773
9	2	4:12.060 B	39.621	1:33.788	1:58.651		4.336	21.050		284.5	16:44	44:45.833
10	2	6:28.851	2:56.424	1:34.119	1:58.308	3.678		21.928	6.649	282.3	16:51	51:14.684
11	2	4:01.999	37.662	1:33.556	1:50.781	3.719	4.370	21.103	6.513	284.5	16:55	55:16.683
12	2	4:01.167	38.475	1:32.858	1:49.834	3.744	4.366	20.470	6.515	285.3	16:59	59:17.850
13	2	4:01.410	38.188	1:32.800	1:50.422	3.682	4.372	20.533	6.511	283.1	17:03	1:03:19.260
14	2	4:14.452 B	37.985	1:35.731	2:00.736		4.374	20.717		286.8	17:07	1:07:33.712
15	3	6:27.296	2:55.729	1:37.145	1:54.422	3.829		22.645	6.946	278.7	17:14	1:14:01.008
16	3	4:38.958	1:10.553	1:35.218	1:53.187	3.752	4.424	21.789	6.734	283.8	17:18	1:18:39.966
17	3	4:04.776	38.198	1:34.155	1:52.423	3.727	4.371	21.723	6.738	283.1	17:22	1:22:44.742
18	3	4:03.793	38.323	1:33.966	1:51.504	3.735	4.386	21.128	6.636	283.1	17:26	1:26:48.535
19	3	4:03.038	38.000	1:33.659	1:51.379	3.686	4.361	21.587	6.558	283.8	17:30	1:30:51.573
20	3	4:01.530	37.923	1:33.241	1:50.366	3.696	4.360	20.895	6.505	283.8	17:34	1:34:53.103
21	3	4:00.909	37.682	1:33.006	1:50.221	3.695	4.348	20.841	6.395	284.5	17:38	1:38:54.012
22	3	3:59.811	37.489	1:32.630	1:49.692	3.665	4.338	20.603	6.409	283.1	17:42	1:42:53.823
23	3	4:12.582 B	37.422	1:34.017	2:01.143		4.326	22.522		283.1	17:47	1:47:06.405
24	3	7:41.391	4:16.727	1:33.916	1:50.748	3.679		20.906	6.505	282.3	17:54	1:54:47.796
25	3	4:02.550	38.399	1:33.140	1:51.011	3.671	4.368	20.838	6.444	282.3	17:58	1:58:50.346
26	3	3:59.923	37.623	1:32.774	1:49.526	3.697	4.358	20.424	6.244	283.8	18:02	2:02:50.269
27	3	4:00.141	37.719	1:32.581	1:49.841	3.957	4.351	20.470	6.353	286.8	18:06	2:06:50.410
28	3	3:59.917	37.701	1:32.747	1:49.469	3.694	4.439	20.513	6.317	283.8	18:10	2:10:50.327
29	3	4:12.797 B	37.716	1:33.302	2:01.779		4.346	22.306		283.8	18:15	2:15:03.124
30	1	6:45.986	3:18.583	1:35.360	1:52.043	3.712		21.532	6.629	283.1	18:21	2:21:49.110
31	1	4:01.316	38.050	1:33.132	1:50.134	3.678	4.364	20.898	6.393	285.3	18:25	2:25:50.426
32	1	3:59.720	37.704	1:32.474	1:49.542	3.660	4.366	20.716	6.446	286.0	18:29	2:29:50.146
33	1	4:00.292	37.592	1:32.117	1:50.583	3.906	4.337	21.451	6.335	286.8	18:33	2:33:50.438
34	1	4:07.692 B	38.011	1:32.542	1:57.139		4.430	20.730		286.0	18:37	2:37:58.130
35	1	6:08.308	2:43.738	1:33.934	1:50.636	3.778		20.977	6.540	283.8	18:44	2:44:06.438
36	1	4:09.199	37.898	1:34.740	1:56.561	3.704	4.388	25.448	6.654	283.1	18:48	2:48:15.637
37	1	4:10.848 B	37.773	1:32.948	2:00.127		4.352	21.690		283.1	18:52	2:52:26.485
38	1	7:30.860	4:02.140	1:37.133	1:51.587	3.678		21.179	6.366	267.1	18:59	2:59:57.345
39	1	3:58.130	37.227	1:32.284	1:48.619	3.633	4.355	20.163	6.254	283.1	19:03	3:03:55.475
40	1	3:57.518	37.061	1:32.017	1:48.440	3.597	4.332	20.171	6.181	283.1	19:07	3:07:52.993
41	1	3:57.508	37.109	1:32.166	1:48.233	3.647	4.328	20.008	6.238	285.3	19:11	3:11:50.501
42	1	4:06.060 B	37.309	1:32.192	1:56.559		4.322	20.623		284.5	19:15	3:15:56.561
43	3	6:29.588	2:57.497	1:36.076	1:56.015	3.701		22.104	7.203	283.1	19:22	3:22:26.149
44	3	4:00.052	37.804	1:32.627	1:49.621	3.646	4.353	20.451	6.363	286.0	19:26	3:26:26.201
45	3	3:59.252	37.802	1:32.636	1:48.814	3.624	4.330	20.232	6.313	283.8	19:30	3:30:25.453
46	3	3:58.604	37.288	1:32.573	1:48.743	3.662	4.321	20.352	6.245	285.3	19:34	3:34:24.057
47	3	4:19.017 B	39.244	1:33.835	2:05.938		4.334	24.286		283.8	19:38	3:38:43.074
48	3	10:08.644	6:37.585	1:35.033	1:56.026	3.794		23.172	8.441	283.1	19:48	3:48:51.718
49	3	4:06.961	37.862	1:38.899	1:50.200	3.722	4.403	20.634	6.425	282.3	19:52	3:52:58.679
50	3	3:59.824	37.387	1:32.546	1:49.891	3.669	4.369	20.483	6.356	286.8	19:56	3:56:58.503
51	3	3:58.882	37.510	1:32.587	1:48.785	3.673	4.346	20.283	6.212	283.8	20:00	4:00:57.385



24 HEURES DU MANS

16-17 JUIN 2012



FIA WEC

80^e Edition des 24 Heures du Mans

Free Practice

Sector Analysis

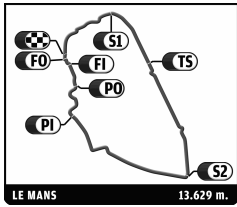
■ Personal Best ■ Session Best B Crossing the finish line in pit lane

Lap	D	Time	Sector 1	Sector 2	Sector 3	T6	T7	Porsche	Ford	T. Spd	Hour	Elapsed	
75		Prospered Competition											
		1.Abdulaziz Alfaisal		3.Sean Edwards								Porsche 911 RSR (997)	
		2.Bret Curtis										LMGTE Am	
1	3	5:07.723 B	1:17.285	1:39.059	2:11.379			23.146		278.0	16:05	5:07.723	
2	3	9:27.808	5:54.324	1:37.618	1:55.866	3.995		22.392	7.030	275.9	16:14	14:35.531	
3	3	4:16.843 B	39.186	1:35.677	2:01.980		4.534	22.006		279.4	16:18	18:52.374	
4	3	18:48.492	...	1:35.334	1:53.272	3.901		21.397	6.562	279.4	16:37	37:40.866	
5	3	4:03.650	38.221	1:34.128	1:51.301	3.791	4.473	20.977	6.404	282.3	16:41	41:44.516	
6	3	4:02.668	38.306	1:33.386	1:50.976	3.771	4.422	21.025	6.395	283.8	16:45	45:47.184	
7	3	4:01.721	37.734	1:33.365	1:50.622	3.864	4.414	20.919	6.271	281.6	16:49	49:48.905	
8	3	4:16.371 B	38.419	1:37.045	2:00.907		4.445	21.507		281.6	16:54	54:05.276	
9	2	12:23.145	8:43.217	1:39.922	2:00.006	4.139		24.367	7.638	276.6	17:06	1:06:28.421	
10	2	4:15.753	41.287	1:37.334	1:57.132	4.107	4.579	23.317	7.300	267.8	17:10	1:10:44.174	
11	2	4:12.924	40.198	1:36.531	1:56.195	4.055	4.558	22.861	7.035	281.6	17:14	1:14:57.098	
12	2	4:14.145	40.312	1:36.457	1:57.376	4.219	4.527	22.973	7.646	282.3	17:19	1:19:11.243	
13	2	4:11.536	40.122	1:35.442	1:55.972	4.071	4.597	22.849	7.382	283.8	17:23	1:23:22.779	
14	2	4:11.941	39.665	1:36.515	1:55.761	3.969	4.535	22.743	7.407	278.7	17:27	1:27:34.720	
15	2	4:22.462 B	40.303	1:36.201	2:05.958		4.491	23.929		280.9	17:31	1:31:57.182	
16	2	23:02.231	...	1:38.210	1:57.501	4.003		23.433	7.545	280.9	17:54	1:54:59.413	
17	2	4:10.948	39.827	1:36.498	1:54.623	3.863	4.502	22.800	6.898	280.2	17:59	1:59:10.361	
18	2	4:25.558 B	39.330	1:37.854	2:08.374		4.439	24.451		282.3	18:03	2:03:35.919	
19	1	10:56.343	7:22.762	1:36.364	1:57.217	3.927		23.242	7.245	278.7	18:14	2:14:32.262	
20	1	4:10.193	39.186	1:36.493	1:54.514	3.898	4.460	22.469	6.857	283.1	18:18	2:18:42.455	
21	1	4:06.433	39.084	1:34.210	1:53.139	3.933	4.446	22.147	6.773	283.1	18:22	2:22:48.888	
22	1	4:05.756	39.395	1:33.392	1:52.969	3.828	4.459	21.820	6.906	284.5	18:26	2:26:54.644	
23	1	4:06.059	38.664	1:34.414	1:52.981	3.840	4.421	21.486	6.920	285.3	18:31	2:31:00.703	
24	1	4:04.544	38.389	1:33.799	1:52.356	3.930	4.415	21.472	6.765	282.3	18:35	2:35:05.247	
25	1	4:05.252	38.678	1:33.613	1:52.961	3.854	4.448	22.099	7.266	282.3	18:39	2:39:10.499	
26	1	4:07.142	38.884	1:34.424	1:53.834	3.835	4.422	21.949	7.294	264.6	18:43	2:43:17.641	
27	1	4:24.990 B	40.537	1:34.041	2:10.412		4.409	30.270		283.1	18:47	2:47:42.631	
28	1	10:53.375 B	6:48.577	1:34.808	2:29.990			23.121		277.3	18:58	2:58:36.006	
29	1	8:09.779	4:41.016	1:34.037	1:54.726	3.840		21.763	6.767	281.6	19:06	3:06:45.785	
30	1	4:17.684 B	38.749	1:34.837	2:04.098		4.422	21.937		283.8	19:11	3:11:03.469	
31	1	7:42.315	4:15.865	1:34.409	1:52.041	3.817		21.443	6.851	279.4	19:18	3:18:45.784	
32	1	4:03.223	38.667	1:33.139	1:51.417	3.764	4.426	21.127	6.841	283.1	19:22	3:22:49.007	
33	1	4:05.851	39.071	1:35.183	1:51.597	3.804	4.397	21.394	6.649	270.4	19:26	3:26:54.858	
34	1	4:02.702	38.065	1:33.156	1:51.481	3.796	4.420	21.576	6.572	282.3	19:30	3:30:57.560	
35	1	4:12.089 B	38.504	1:33.553	2:00.032		4.410	21.618		283.1	19:35	3:35:09.649	
36	2	7:19.130	3:39.996	1:37.034	2:02.100	3.924		23.808	7.407	278.7	19:42	3:42:28.779	
37	2	4:09.085	39.573	1:35.285	1:54.227	3.897	4.464	22.602	6.861	283.8	19:46	3:46:37.864	
38	2	4:12.169	39.414	1:36.941	1:55.814	4.000	4.456	22.843	7.503	282.3	19:50	3:50:50.033	
39	2	4:08.525	39.084	1:35.517	1:53.924	3.919	4.482	22.524	6.955	282.3	19:54	3:54:58.558	
40	2	4:08.732	40.159	1:34.779	1:53.794	3.995	4.462	22.467	7.104	283.8	19:59	3:59:07.290	
41	2	4:18.759 B	38.899	1:36.118	2:03.742		4.484	22.949		273.8	20:03	4:03:26.049	
77		Team Felbermayr-Proton											
		1.Marc Lieb		3.Wolf Henzler								Porsche 911 RSR (997)	
		2.Richard Lietz										LMGTE Pro	
1	1	5:56.520	2:02.651	1:48.324	2:05.545	3.928		26.528	7.576	213.8	16:05	5:56.520	
2	1	4:28.283 B	42.503	1:39.587	2:06.193		4.442	23.511		233.0	16:10	10:24.803	
3	1	35:24.646	...	1:34.647	1:50.326	3.649		20.820	6.504	282.3	16:45	45:49.449	
4	1	4:07.317 B	37.449	1:32.584	1:57.284		4.336	20.688		284.5	16:49	49:56.766	
5	1	11:35.991	8:12.060	1:34.110	1:49.821	3.668		20.609	6.439	281.6	17:01	1:01:32.757	
6	1	3:59.108	37.430	1:32.507	1:49.171	3.638	4.346	20.730	6.188	283.1	17:05	1:05:31.865	
7	1	4:01.370	37.370	1:33.975	1:50.025	3.623	4.330	20.758	6.346	287.5	17:09	1:09:33.235	
8	1	4:10.219 B	37.715	1:32.381	2:00.123		4.327	21.833		286.8	17:13	1:13:43.454	
9	1	9:19.051	5:55.896	1:33.542	1:49.613	3.660		20.501	6.279	280.9	17:23	1:23:02.505	
10	1	3:59.055	37.531	1:32.564	1:48.960	3.673	4.350	20.379	6.267	284.5	17:27	1:27:01.560	



24 HEURES DU MANS

16-17 JUIN 2012



FIA WEC

80^e Edition des 24 Heures du Mans

Free Practice

Sector Analysis

■ Personal Best ■ Session Best B Crossing the finish line in pit lane

Lap	D	Time	Sector 1	Sector 2	Sector 3	T6	T7	Porsche	Ford	T. Spd	Hour	Elapsed
11	1	3:58.798	37.631	1:32.482	1:48.685	3.643	4.347	20.270	6.277	285.3	17:31	1:31:00.358
12	1	4:08.608B	37.580	1:33.791	1:57.237		4.343	20.657		283.8	17:35	1:35:08.966
13	1	8:58.810	5:32.964	1:34.105	1:51.741	3.721		21.740	6.753	282.3	17:44	1:44:07.776
14	1	3:59.545	37.676	1:32.761	1:49.108	3.655	4.366	20.504	6.523	283.8	17:48	1:48:07.321
15	1	4:02.200	38.559	1:34.380	1:49.261	3.745	4.334	20.422	6.381	285.3	17:52	1:52:09.521
16	1	4:08.627B	38.182	1:33.068	1:57.377		4.362	20.602		284.5	17:56	1:56:18.148
17	1	9:38.402	6:06.346	1:35.251	1:56.805	3.646		24.244	6.434	265.8	18:05	2:05:56.550
18	1	4:01.670	37.489	1:32.612	1:51.569	3.970	4.345	20.764	8.084	283.8	18:09	2:09:58.220
19	1	3:58.543	37.578	1:32.401	1:48.564	3.692	4.449	20.120	6.324	283.8	18:13	2:13:56.763
20	1	4:14.612B	38.979	1:34.246	2:01.387		4.358	21.536		278.7	18:18	2:18:11.375
21	2	8:40.741	5:09.373	1:36.561	1:54.807	3.750		23.013	6.598	280.9	18:26	2:26:52.116
22	2	4:19.109	37.785	1:47.256	1:54.068	3.960	4.396	22.005	6.754	285.3	18:31	2:31:11.225
23	2	4:30.349B	41.997	1:41.310	2:07.042		4.460	23.531		226.2	18:35	2:35:41.574
24	2	12:10.581	8:36.367	1:36.480	1:57.734	3.801		24.746	6.749	280.2	18:47	2:47:52.155
25	2	4:04.411	38.331	1:33.747	1:52.333	3.701	4.405	21.978	6.840	280.9	18:51	2:51:56.566
26	2	4:03.273	37.514	1:32.925	1:52.834	3.670	4.364	23.691	6.484	283.8	18:55	2:55:59.839
27	2	3:58.901	37.482	1:32.492	1:48.927	3.710	4.359	20.403	6.276	285.3	18:59	2:59:58.740
28	2	4:07.794B	37.474	1:32.064	1:58.256		4.354	20.804		286.0	19:04	3:04:06.534
29	3	6:13.235	2:39.631	1:37.570	1:56.034	3.736		23.341	7.068	256.5	19:10	3:10:19.769
30	3	4:05.223	38.676	1:34.338	1:52.209	3.704	4.388	21.761	6.609	283.1	19:14	3:14:24.992
31	3	4:03.122	38.043	1:33.591	1:51.488	3.746	4.364	21.179	7.194	282.3	19:18	3:18:28.114
32	3	4:02.812	37.954	1:34.301	1:50.557	3.702	4.377	20.908	6.659	271.1	19:22	3:22:30.926
33	3	4:00.068	37.901	1:32.837	1:49.330	3.672	4.351	20.636	6.218	283.8	19:26	3:26:30.994
34	3	4:00.195	37.732	1:32.798	1:49.665	3.859	4.343	20.430	6.229	283.8	19:30	3:30:31.189
35	3	4:12.820B	38.255	1:33.148	2:01.417		4.422	22.803		283.1	19:34	3:34:44.009
36	3	5:52.416	2:24.731	1:33.395	1:54.290	3.901		22.124	6.445	284.5	19:40	3:40:36.425
37	3	4:00.366	37.867	1:33.025	1:49.474	3.696	4.455	20.556	6.396	281.6	19:44	3:44:36.791
38	3	3:59.560	37.522	1:32.641	1:49.397	3.689	4.360	20.564	6.405	283.8	19:48	3:48:36.351
39	3	4:03.517	37.316	1:34.355	1:51.846	3.796	4.355	21.944	6.712	283.1	19:52	3:52:39.868
40	3	4:01.152	37.646	1:32.638	1:50.868	4.103	4.386	20.712	6.610	283.8	19:56	3:56:41.020
41	3	4:14.943B	38.870	1:35.087	2:00.986		4.486	22.086		283.8	20:00	4:00:55.963

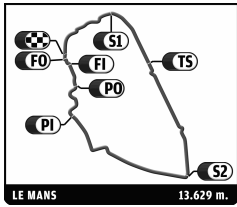
79 Flying Lizard Motorsports Porsche 911 RSR (997)
 1. Seth Neiman 3. Spencer Pumpelly
 2. Patrick Pilet LMGTE Am

1	2	12:34.521B	8:37.363	1:44.441	2:12.717			23.361		190.0	16:12	12:34.521
2	3	6:43.271	3:06.263	1:37.966	1:59.042	3.837		23.066	7.147	286.0	16:19	19:17.792
3	3	4:14.074	39.825	1:39.507	1:54.742	3.843	4.443	22.338	6.696	205.4	16:23	23:31.866
4	3	4:13.393B	38.791	1:34.359	2:00.243		4.431	22.315		286.0	16:27	27:45.259
5	3	10:44.682	7:06.163	1:41.116	1:57.403	3.808		23.043	7.193	200.8	16:38	38:29.941
6	3	4:09.672	39.595	1:37.017	1:53.060	3.845	4.409	21.518	6.513	228.6	16:42	42:39.613
7	3	4:03.167	38.245	1:33.286	1:51.636	3.774	4.442	21.093	6.486	286.8	16:46	46:42.780
8	3	4:04.575	39.196	1:33.936	1:51.443	3.760	4.401	21.022	6.538	284.5	16:50	50:47.355
9	3	4:03.315	38.131	1:34.183	1:51.001	3.734	4.385	21.012	6.404	290.6	16:54	54:50.670
10	3	4:03.453	38.254	1:34.116	1:51.083	3.728	4.390	21.016	6.563	283.8	16:58	58:54.123
11	3	4:12.221B	38.290	1:33.547	2:00.384		4.384	22.887		284.5	17:03	1:03:06.344
12	3	9:19.505	5:53.630	1:34.220	1:51.655	3.748		21.021	6.599	283.8	17:12	1:12:25.849
13	3	4:05.062	37.882	1:33.944	1:53.236	3.749	4.393	22.047	6.755	285.3	17:16	1:16:30.911
14	3	4:04.650	38.881	1:33.995	1:51.774	3.778	4.351	21.285	6.687	289.0	17:20	1:20:35.561
15	3	4:12.094B	38.016	1:34.597	1:59.481		4.406	21.223		286.0	17:24	1:24:47.655
16	2	10:52.463	7:21.634	1:35.963	1:54.866	3.660		22.016	7.554	280.9	17:35	1:35:40.118
17	2	4:03.021	38.592	1:33.338	1:51.091	3.794	4.359	21.363	6.254	286.0	17:39	1:39:43.139
18	2	4:02.806	38.299	1:33.349	1:51.158	3.779	4.409	21.359	6.443	287.5	17:43	1:43:45.945
19	2	4:13.084B	38.102	1:34.020	2:00.962		4.401	22.471		283.1	17:47	1:47:59.029
20	2	6:50.667	3:25.005	1:34.428	1:51.234	3.718		21.592	6.503	281.6	17:54	1:54:49.696
21	2	4:01.265	38.107	1:33.020	1:50.138	3.719	4.371	21.384	6.077	289.0	17:58	1:58:50.961
22	2	4:11.214B	38.189	1:33.487	1:59.538		4.357	21.983		285.3	18:03	2:03:02.175
23	2	5:59.689	2:32.808	1:33.629	1:53.252	3.730		21.531	6.735	283.8	18:09	2:09:01.864



24 HEURES DU MANS

16-17 JUIN 2012



FIA WEC

80^e Edition des 24 Heures du Mans

Free Practice

Sector Analysis

Lap	D	Time	Sector 1	Sector 2	Sector 3	T6	T7	Porsche	Ford	T. Spd	Hour	Elapsed
24	2	4:03.599	39.051	1:33.346	1:51.202	3.707	4.379	21.486	6.292	285.3	18:13	2:13:05.463
25	2	4:15.138B	38.016	1:37.068	2:00.054		4.359	22.176		275.9	18:17	2:17:20.601
26	2	7:19.280	3:52.402	1:34.328	1:52.550	3.668		21.648	6.654	283.1	18:24	2:24:39.881
27	2	4:11.437B	37.989	1:34.740	1:58.708		4.362	21.405		285.3	18:28	2:28:51.318
28	2	4:54.915	1:32.540	1:32.686	1:49.689	3.679		20.801	6.298	288.3	18:33	2:33:46.233
29	2	3:58.267	37.384	1:32.173	1:48.710	3.674	4.358	20.519	6.103	286.0	18:37	2:37:44.500
30	2	4:10.322B	38.539	1:33.109	1:58.674		4.355	21.288		286.8	18:41	2:41:54.822
31	1	7:11.339B	3:18.601	1:39.750	2:12.988			25.235		273.8	18:49	2:49:06.161
32	1	7:19.159	3:41.107	1:38.921	1:59.131	3.977		23.613	7.742	271.1	18:56	2:56:25.320
33	1	4:12.762	39.897	1:36.562	1:56.303	3.950	4.492	23.186	7.050	285.3	19:00	3:00:38.082
34	1	4:12.035	40.427	1:36.290	1:55.318	3.916	4.464	22.717	6.993	284.5	19:04	3:04:50.117
35	1	4:09.610	39.473	1:35.491	1:54.646	3.924	4.447	22.545	7.144	285.3	19:08	3:08:59.727
36	1	4:09.563	39.237	1:35.654	1:54.672	3.883	4.449	22.274	6.838	285.3	19:13	3:13:09.290
37	1	4:08.466	39.269	1:35.041	1:54.156	4.066	4.430	22.182	6.824	286.0	19:17	3:17:17.756
38	1	4:10.288	39.177	1:35.817	1:55.294	4.532	4.489	22.458	6.604	287.5	19:21	3:21:28.044
39	1	4:14.823	39.286	1:35.551	1:59.986	8.738	4.638	22.206	8.158	285.3	19:25	3:25:42.867
40	1	4:11.286	41.454	1:35.287	1:54.545	3.998	5.704	22.117	7.519	284.5	19:29	3:29:54.153
41	1	4:21.692B	39.828	1:36.445	2:05.419		4.466	22.564		286.8	19:34	3:34:15.845
42	3	7:16.380B	3:15.143	1:58.659	2:02.578			22.453		283.8	19:41	3:41:32.225
43	3	6:55.938	3:29.472	1:35.264	1:51.202	3.721		21.308	6.496	280.9	19:48	3:48:28.163
44	3	4:01.855	37.709	1:34.195	1:49.951	3.679	4.376	20.790	6.395	288.3	19:52	3:52:30.018
45	3	4:00.586	37.815	1:33.332	1:49.439	3.677	4.353	20.590	6.511	285.3	19:56	3:56:30.604
46	3	4:00.231	37.893	1:32.886	1:49.452	3.703	4.351	20.870	6.195	286.8	20:00	4:00:30.835

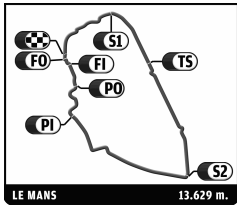
80	Flying Lizard Motorsports	3.Marco Holzer	Porsche 911 RSR (997)
	1.Jörg Bergmeister		LMGTE Pro
	2.Patrick Long		

1	1	12:32.971B	8:37.017	1:43.935	2:12.019			23.108		189.4	16:12	12:32.971
2	1	6:57.858	3:28.716	1:36.205	1:52.937	3.721		21.961	6.387	247.8	16:19	19:30.829
3	1	4:02.712	38.079	1:33.492	1:51.141	3.715	4.405	21.229	6.681	284.5	16:23	23:33.541
4	1	4:18.717B	37.768	1:34.858	2:06.091		4.375	21.835		287.5	16:27	27:52.258
5	1	24:09.280	...	1:37.918	1:58.103	3.865		22.947	6.879	229.1	16:52	52:01.538
6	1	4:07.756	39.820	1:35.335	1:52.601	3.635	4.433	22.548	6.354	273.2	16:56	56:09.294
7	1	4:02.995	37.869	1:33.127	1:51.999	3.679	4.349	21.167	7.753	281.6	17:00	1:00:12.289
8	1	3:59.968	37.772	1:32.663	1:49.533	3.699	4.372	20.958	6.178	283.8	17:04	1:04:12.257
9	1	4:09.122B	37.679	1:33.732	1:57.711		4.369	20.747		268.5	17:08	1:08:21.379
10	1	6:25.330	2:57.275	1:33.280	1:54.775	3.628		22.395	6.306	283.8	17:14	1:14:46.709
11	1	4:08.659	37.403	1:32.429	1:58.827	3.661	4.343	22.181	6.260	284.5	17:18	1:18:55.368
12	1	4:03.977	37.665	1:33.159	1:53.153	3.580	4.364	23.767	6.204	283.1	17:22	1:22:59.345
13	1	3:58.930	37.358	1:32.582	1:48.990	3.653	4.326	20.558	6.101	285.3	17:26	1:26:58.275
14	1	4:13.595B	37.892	1:33.867	2:01.836		4.352	22.208		283.8	17:31	1:31:11.870
15	1	13:19.248	9:52.193	1:34.225	1:52.830	3.651		20.896	6.239	279.4	17:44	1:44:31.118
16	1	4:04.607	37.481	1:33.260	1:53.866	3.666	4.370	20.834	6.195	283.1	17:48	1:48:35.725
17	1	4:09.371B	37.483	1:32.972	1:58.916		4.378	20.629		282.3	17:52	1:52:45.096
18	2	7:13.140	3:44.697	1:35.260	1:53.183	3.756		22.388	6.721	283.1	17:59	1:59:58.236
19	2	4:00.673	37.708	1:33.036	1:49.929	3.798	4.397	21.012	6.270	284.5	18:03	2:03:58.909
20	2	4:02.721	38.131	1:33.608	1:50.982	3.731	4.408	21.088	6.649	286.0	18:08	2:08:01.630
21	2	4:00.803	37.627	1:32.970	1:50.206	3.783	4.381	20.882	6.507	282.3	18:12	2:12:02.433
22	2	4:10.080B	37.691	1:33.042	1:59.347		4.405	22.407		280.9	18:16	2:16:12.513
23	2	8:08.424	4:42.144	1:33.892	1:52.388	3.754		21.269	7.407	280.2	18:24	2:24:20.937
24	2	4:03.576	37.928	1:33.146	1:52.502	3.736	4.410	21.583	6.713	283.1	18:28	2:28:24.513
25	2	4:01.739	38.284	1:32.664	1:50.791	3.761	4.392	21.184	6.381	283.8	18:32	2:32:26.252
26	2	4:02.551	37.855	1:33.051	1:51.645	3.788	4.403	21.061	6.830	281.6	18:36	2:36:28.803
27	2	4:01.810	38.156	1:33.124	1:50.530	3.768	4.405	21.018	6.436	283.8	18:40	2:40:30.613
28	2	4:23.344B	37.754	1:44.061	2:01.529		4.398	22.588		281.6	18:44	2:44:53.957
29	2	7:13.698	3:44.472	1:35.160	1:54.066	3.711		23.112	6.607	265.8	18:52	2:52:07.655
30	2	4:04.168	39.220	1:33.539	1:51.409	3.678	4.370	21.517	6.482	283.1	18:56	2:56:11.823
31	2	4:10.496B	38.282	1:33.088	1:59.126		4.362	22.172		283.1	19:00	3:00:22.319



24 HEURES DU MANS

16-17 JUIN 2012



FIA WEC

80^e Edition des 24 Heures du Mans

Free Practice

Sector Analysis

■ Personal Best ■ Session Best B Crossing the finish line in pit lane

Lap	D	Time	Sector 1	Sector 2	Sector 3	T6	T7	Porsche	Ford	T. Spd	Hour	Elapsed
32	3	6:38.856	3:08.805	1:34.717	1:55.334	3.691		21.958	6.615	274.5	19:07	3:07:01.175
33	3	4:01.524	37.956	1:32.610	1:50.958	3.802	4.354	21.562	6.311	286.0	19:11	3:11:02.699
34	3	4:01.044	38.019	1:32.742	1:50.283	3.679	4.402	20.904	6.512	286.0	19:15	3:15:03.743
35	3	4:00.337	37.732	1:32.578	1:50.027	3.739	4.347	20.670	6.341	282.3	19:19	3:19:04.080
36	3	4:10.471 B	37.817	1:33.169	1:59.485		4.380	21.211		281.6	19:23	3:23:14.551
37	3	7:35.661	4:10.413	1:34.640	1:50.608	3.697		20.788	6.443	278.7	19:30	3:30:50.212
38	3	3:59.285	37.740	1:32.530	1:49.015	3.634	4.368	20.591	6.128	283.1	19:34	3:34:49.497
39	3	4:10.227 B	37.674	1:33.262	1:59.291		4.344	21.323		284.5	19:38	3:38:59.724
40	1	7:26.001	4:01.534	1:34.306	1:50.161	3.657		20.811	6.327	282.3	19:46	3:46:25.725
41	1	4:02.571	37.683	1:35.945	1:48.943	3.576	4.357	20.505	5.965	283.1	19:50	3:50:28.296
42	1	4:00.911	37.576	1:34.421	1:48.914	3.651	4.317	20.690	5.989	282.3	19:54	3:54:29.207
43	1	4:09.759 B	37.419	1:35.504	1:56.836		4.339	20.603		280.9	19:58	3:58:38.966

81

AF Corse
1. Piergiuseppe Perazzini
2. Nicola Cadei

3. Matt Griffin

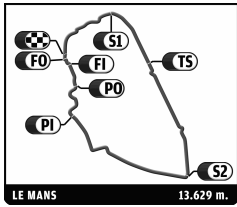
Ferrari 458 Italia
LMGTE Am

1	2	10:49.785 B	6:38.085	1:54.957	2:16.743			26.522		181.2	16:10	10:49.785
2	2	6:45.971	3:13.025	1:36.604	1:56.342	3.848		23.137	6.974	256.5	16:17	17:35.756
3	2	4:09.104	39.691	1:34.885	1:54.528	3.927	4.411	22.240	7.314	283.8	16:21	21:44.860
4	2	4:05.017	38.587	1:33.531	1:52.899	3.914	4.449	21.867	6.683	286.8	16:25	25:49.877
5	2	4:26.048 B	43.343	1:37.611	2:05.094		4.434	23.891	264.6	16:30	30:15.925	
6	2	10:10.834 B	6:20.814	1:40.137	2:09.883			24.572		240.1	16:40	40:26.759
7	2	5:08.010	1:39.425	1:34.107	1:54.478	3.853		22.864	7.144	289.8	16:45	45:34.769
8	2	4:04.247	38.348	1:33.436	1:52.463	4.101	4.397	21.916	6.844	286.0	16:49	49:39.016
9	2	4:03.956	38.327	1:33.136	1:52.493	3.888	4.480	21.751	6.936	285.3	16:53	53:42.972
10	2	4:07.305	40.170	1:33.805	1:53.330	3.847	4.416	22.080	6.957	287.5	16:57	57:50.277
11	2	4:03.139	38.522	1:32.892	1:51.725	3.867	4.405	21.503	6.786	286.0	17:01	1:01:53.416
12	2	4:10.624 B	38.042	1:32.604	1:59.978		4.405	21.433		288.3	17:06	1:06:04.040
13	1	9:12.183	5:35.550	1:38.669	1:57.964	3.944		23.700	7.048	283.1	17:15	1:15:16.223
14	1	4:08.973	39.300	1:34.696	1:54.977	3.963	4.462	23.144	6.821	286.0	17:19	1:19:25.196
15	1	4:10.091	38.742	1:35.303	1:56.046	3.895	4.475	23.117	7.625	284.5	17:23	1:23:35.287
16	1	4:07.007	38.717	1:34.142	1:54.148	3.836	4.437	22.302	6.673	285.3	17:27	1:27:42.294
17	1	4:06.687	38.834	1:34.636	1:53.217	4.007	4.419	22.282	6.633	288.3	17:31	1:31:48.981
18	1	4:07.616	38.495	1:34.970	1:54.151	3.902	4.474	22.610	6.980	287.5	17:35	1:35:56.597
19	1	4:49.566 B	39.384	2:02.131	2:08.051		4.431	24.356		289.8	17:40	1:40:46.163
20	1	8:53.203	5:18.708	1:38.548	1:55.947	3.884		22.853	6.811	277.3	17:49	1:49:39.366
21	1	4:07.631	38.817	1:35.244	1:53.570	3.863	4.431	22.302	6.646	283.8	17:53	1:53:46.997
22	1	4:09.627	38.967	1:36.337	1:54.323	3.887	4.420	22.583	6.793	284.5	17:57	1:57:56.624
23	1	4:06.156	39.046	1:33.958	1:53.152	3.882	4.425	22.367	6.624	288.3	18:02	2:02:02.780
24	1	4:17.712 B	38.741	1:35.980	2:02.991		4.421	22.825		285.3	18:06	2:06:20.492
25	3	6:30.479	2:57.593	1:36.522	1:56.364	3.814		23.548	6.680	283.1	18:12	2:12:50.971
26	3	4:07.667	38.751	1:35.156	1:53.760	3.823	4.435	22.047	6.627	282.3	18:16	2:16:58.638
27	3	4:06.990	38.927	1:34.876	1:53.187	3.823	4.425	21.885	6.608	286.0	18:21	2:21:05.628
28	3	4:04.266	38.333	1:33.867	1:52.066	3.728	4.421	21.423	6.535	284.5	18:25	2:25:09.894
29	3	4:04.213	38.239	1:33.545	1:52.429	3.874	4.392	21.490	6.402	286.0	18:29	2:29:14.107
30	3	4:14.143 B	38.417	1:33.705	2:02.021		4.440	21.776		285.3	18:33	2:33:28.250
31	3	8:26.726	4:58.984	1:34.101	1:53.641	3.736		21.338	6.765	285.3	18:41	2:41:54.976
32	3	4:05.378	37.885	1:33.001	1:54.492	3.727	4.384	23.758	6.742	284.5	18:46	2:46:00.354
33	3	4:02.162	37.819	1:32.679	1:51.664	3.686	4.369	21.507	6.583	286.8	18:50	2:50:02.516
34	3	4:01.985	37.792	1:32.961	1:51.232	3.658	4.348	21.186	6.490	284.5	18:54	2:54:04.501
35	3	4:03.226	37.706	1:33.757	1:51.763	3.840	4.354	21.073	6.670	284.5	18:58	2:58:07.727
36	3	4:10.946 B	38.292	1:33.245	1:59.409		4.424	21.184		283.8	19:02	3:02:18.673
37	2	6:30.966 B	2:42.929	1:39.770	2:08.267			22.896		267.1	19:08	3:08:49.639
38	2	7:11.611	3:43.048	1:35.031	1:53.532	3.800		22.059	6.721	286.0	19:16	3:16:01.250
39	2	4:04.705	38.791	1:33.635	1:52.279	3.867	4.406	21.543	6.713	287.5	19:20	3:20:05.955
40	2	4:12.372	38.130	1:35.139	1:59.103	3.807	4.423	25.941	7.499	287.5	19:24	3:24:18.327
41	2	4:04.191	38.264	1:33.861	1:52.066	3.745	4.381	21.473	6.596	285.3	19:28	3:28:22.518
42	2	4:02.793	38.118	1:33.598	1:51.077	3.771	4.377	21.343	6.446	289.0	19:32	3:32:25.311



24 HEURES DU MANS

16-17 JUIN 2012



FIA WEC

80^e Edition des 24 Heures du Mans

Free Practice

Sector Analysis

■ Personal Best ■ Session Best B Crossing the finish line in pit lane

Lap	D	Time	Sector 1	Sector 2	Sector 3	T6	T7	Porsche	Ford	T. Spd	Hour	Elapsed
43	2	4:09.193B	37.979	1:32.884	1:58.330		4.387	20.994		289.0	19:36	3:36:34.504
44	2	9:06.865	5:34.393	1:36.702	1:55.770	3.894		23.827	6.748	283.8	19:45	3:45:41.369
45	2	4:09.880	39.052	1:36.241	1:54.587	3.835	4.441	23.318	6.798	286.8	19:49	3:49:51.249
46	2	4:08.987	38.914	1:35.918	1:54.155	3.803	4.422	22.848	6.818	287.5	19:54	3:54:00.236
47	2	4:06.831	38.739	1:34.834	1:53.258	3.874	4.414	22.331	6.738	286.8	19:58	3:58:07.067
48	2	4:20.024B	41.195	1:35.018	2:03.811		4.438	22.541		285.3	20:02	4:02:27.091

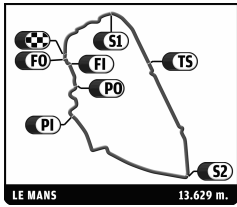
83	JMB Racing											Ferrari 458 Italia
	1.Manuel Rodrigues	3.Philippe Illiano										LMGTE Am
	2.Alain Ferte											

1	2	5:23.391B	1:17.698	1:46.980	2:18.713			27.455		234.0	16:05	5:23.391
2	2	10:09.193	6:25.308	1:43.393	2:00.492	3.977		24.327	7.523	278.0	16:15	15:32.584
3	2	4:20.487	40.410	1:44.904	1:55.173	3.903	4.482	22.231	6.820	273.2	16:19	19:53.071
4	2	4:08.386	39.590	1:35.140	1:53.656	3.874	4.452	21.920	7.027	286.8	16:24	24:01.457
5	2	4:07.332	38.762	1:34.913	1:53.657	3.855	4.416	21.449	6.653	286.8	16:28	28:08.789
6	2	4:13.863B	39.393	1:34.438	2:00.032		4.416	21.380		286.8	16:32	32:22.652
7	3	6:41.952	3:03.932	1:38.201	1:59.819	3.930		25.058	7.388	284.5	16:39	39:04.604
8	3	4:14.008	40.453	1:36.250	1:57.305	3.925	4.433	23.588	7.252	287.5	16:43	43:18.612
9	3	4:14.620	39.867	1:36.501	1:58.252	3.970	4.430	24.031	7.362	278.0	16:47	47:33.232
10	3	4:17.868	40.047	1:36.962	2:00.859	4.023	4.448	23.316	10.626	281.6	16:51	51:51.100
11	3	4:42.939B	45.039	1:41.106	2:16.794		4.475	26.063		246.6	16:56	56:34.039
12	1	6:52.595	3:13.868	1:39.121	1:59.606	4.077		24.557	7.362	283.8	17:03	1:03:26.634
13	1	4:12.921	40.316	1:36.749	1:55.856	3.941	4.497	23.609	7.001	284.5	17:07	1:07:39.555
14	1	4:15.525	39.865	1:36.597	1:59.063	3.896	4.459	25.352	7.046	286.8	17:11	1:11:55.080
15	1	5:24.794B	39.910	2:04.130	2:40.754		4.434	31.834		286.8	17:17	1:17:19.874
16	3	7:49.703	4:10.296	1:39.660	1:59.747	3.907		23.837	7.507	257.7	17:25	1:25:09.577
17	3	4:19.164	40.060	1:39.532	1:59.572	3.935	4.437	23.851	7.807	284.5	17:29	1:29:28.741
18	3	4:13.231	39.787	1:36.368	1:57.076	3.995	4.440	23.726	6.899	283.1	17:33	1:33:41.972
19	3	4:13.353	39.600	1:36.781	1:56.972	3.896	4.459	23.484	7.315	287.5	17:37	1:37:55.325
20	3	4:11.973	39.468	1:36.430	1:56.075	3.922	4.409	22.850	7.202	280.9	17:42	1:42:07.298
21	3	4:11.222	39.414	1:36.102	1:55.706	3.936	4.431	22.713	7.238	286.0	17:46	1:46:18.520
22	3	4:24.579B	39.798	1:35.725	2:09.056		4.428	23.077		284.5	17:50	1:50:43.099
23	1	6:28.095	2:46.920	1:39.375	2:01.800	3.929		24.708	7.362	257.7	17:57	1:57:11.194
24	1	4:20.187	39.732	1:41.759	1:58.696	3.961	4.450	24.494	7.291	285.3	18:01	2:01:31.381
25	1	4:13.899	39.671	1:36.977	1:57.251	3.876	4.453	23.761	7.172	284.5	18:05	2:05:45.280
26	1	4:13.273	39.431	1:35.694	1:58.148	3.907	4.434	23.582	7.488	284.5	18:09	2:09:58.553
27	1	4:18.917	42.461	1:37.872	1:58.584	3.848	4.418	23.916	7.020	237.0	18:14	2:14:17.470
28	1	4:41.512	39.447	1:38.293	2:23.772	4.597	4.412	24.286	31.826	246.1	18:18	2:18:58.982
29	1	4:41.276B	46.469	1:41.238	2:13.569		4.663	25.891		249.5	18:23	2:23:40.258
30	2	9:02.922	5:30.857	1:37.752	1:54.313	3.768		21.976	7.159	273.2	18:32	2:32:43.180
31	2	4:03.535	38.401	1:33.815	1:51.319	4.061	4.381	20.807	6.577	286.0	18:36	2:36:46.715
32	2	4:02.931	38.310	1:33.524	1:51.097	3.755	4.502	21.097	6.469	285.3	18:40	2:40:49.646
33	2	4:16.566B	38.888	1:35.867	2:01.811		4.378	22.630		286.0	18:45	2:45:06.212
34	3	6:39.969	3:03.978	1:38.033	1:57.958	3.950		23.380	7.478	282.3	18:51	2:51:46.181
35	3	4:15.057	39.810	1:36.793	1:58.454	3.871	4.441	23.841	7.531	283.8	18:56	2:56:01.238
36	3	4:14.980	39.899	1:36.515	1:58.566	3.903	4.409	24.619	7.423	286.0	19:00	3:00:16.218
37	3	4:13.566	39.651	1:36.920	1:56.995	3.837	4.430	23.343	7.173	283.1	19:04	3:04:29.784
38	3	4:13.691	39.655	1:35.864	1:58.172	3.886	4.402	23.296	7.794	283.8	19:08	3:08:43.475
39	3	4:14.625	40.004	1:36.812	1:57.809	3.930	4.402	22.453	7.382	281.6	19:12	3:12:58.100
40	3	4:15.695	40.019	1:37.462	1:58.214	4.004	4.434	22.978	7.509	275.9	19:17	3:17:13.795
41	3	4:38.011B	42.128	1:41.562	2:14.321		4.459	24.034		217.2	19:21	3:21:51.806
42	1	15:08.431	...	1:40.655	2:04.610	4.046		25.830	8.100	279.4	19:37	3:37:00.237
43	1	4:22.118	40.579	1:41.094	2:00.445	4.174	4.484	25.016	7.427	272.5	19:41	3:41:22.355
44	1	4:24.144	42.756	1:38.083	2:03.305	4.001	4.530	27.037	8.029	283.8	19:45	3:45:46.499
45	1	4:26.154	40.341	1:43.366	2:02.447	4.304	4.458	24.891	7.778	272.5	19:50	3:50:12.653
46	1	4:24.510	40.980	1:42.210	2:01.320	4.200	4.549	24.379	8.062	284.5	19:54	3:54:37.163
47	1	4:30.513B	41.407	1:39.400	2:09.706		4.510	24.646		272.5	19:59	3:59:07.676



24 HEURES DU MANS

16-17 JUIN 2012



FIA WEC

80^e Edition des 24 Heures du Mans

Free Practice

Sector Analysis

■ Personal Best ■ Session Best B Crossing the finish line in pit lane

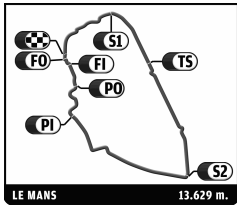
Lap	D	Time	Sector 1	Sector 2	Sector 3	T6	T7	Porsche	Ford	T. Spd	Hour	Elapsed	
88		Team Felbermayr-Proton											
		1.Christian Ried		3.Paolo Ruberti								Porsche 911 RSR (997)	
		2.Gianluca Roda										LMGTE Am	
1	2	6:42.730 B	2:45.078	1:43.243	2:14.409			25.817		213.4	16:06	6:42.730	
2	2	7:05.757	3:14.083	1:46.078	2:05.596	3.794		24.341	7.186	195.5	16:13	13:48.487	
3	2	4:12.041	39.610	1:36.038	1:56.393	3.862	4.408	23.469	7.307	283.1	16:18	18:00.528	
4	2	4:10.660	41.243	1:35.628	1:53.789	3.749	4.418	22.198	6.801	284.5	16:22	22:11.188	
5	2	4:06.595	38.898	1:34.729	1:52.968	3.771	4.373	21.747	6.736	287.5	16:26	26:17.783	
6	2	4:06.248	38.349	1:35.118	1:52.781	3.665	4.387	21.762	6.643	283.1	16:30	30:24.031	
7	2	4:05.967	38.761	1:34.699	1:52.507	3.688	4.344	21.780	6.566	283.8	16:34	34:29.998	
8	2	4:06.061	38.271	1:35.312	1:52.478	3.636	4.354	21.698	6.543	283.1	16:38	38:36.059	
9	2	4:49.900 B	39.894	1:37.911	2:32.095		4.319	29.807		284.5	16:43	43:25.959	
10	2	7:34.497	3:59.069	1:41.195	1:54.233	3.699		22.595	6.569	280.9	16:51	51:00.456	
11	2	6:21.846 B	38.171	1:34.233	4:09.442		4.347	2:26.418		286.0	16:57	57:22.302	
12	1	6:46.259	3:09.914	1:37.019	1:59.326	3.848		24.783	6.956	281.6	17:04	1:04:08.561	
13	1	4:23.883 B	40.151	1:36.150	2:07.582		4.433	25.642		286.0	17:08	1:08:32.444	
14	1	8:10.546	4:38.897	1:36.103	1:55.546	3.879		22.951	6.864	286.0	17:16	1:16:42.990	
15	1	4:10.763	38.783	1:35.199	1:56.781	3.793	4.431	23.572	6.853	284.5	17:20	1:20:53.753	
16	1	4:13.739	38.883	1:36.549	1:58.307	4.107	4.414	23.961	7.432	283.1	17:25	1:25:07.492	
17	1	4:21.059 B	40.821	1:36.119	2:04.119		4.567	23.696		269.8	17:29	1:29:28.551	
18	1	13:43.921	...	1:36.003	1:55.031	3.824		22.741	6.705	279.4	17:43	1:43:12.472	
19	1	4:08.110	39.268	1:35.051	1:53.791	3.805	4.439	22.511	6.707	284.5	17:47	1:47:20.582	
20	1	4:06.558	38.699	1:34.750	1:53.109	3.793	4.436	22.076	6.509	281.6	17:51	1:51:27.140	
21	1	4:07.405	38.875	1:34.731	1:53.799	3.831	4.426	22.179	6.573	281.6	17:55	1:55:34.545	
22	1	4:18.881 B	39.148	1:35.259	2:04.474		4.437	23.243		283.1	17:59	1:59:53.426	
23	2	6:10.817	2:40.311	1:35.890	1:54.616	3.754		22.511	6.977	282.3	18:06	2:06:04.243	
24	2	4:08.168	38.767	1:35.243	1:54.158	3.774	4.394	22.284	6.677	283.8	18:10	2:10:12.411	
25	2	4:06.685	38.450	1:35.040	1:53.195	3.835	4.392	21.658	6.721	283.1	18:14	2:14:19.096	
26	2	4:05.906	38.262	1:34.652	1:52.992	3.842	4.421	21.512	7.207	285.3	18:18	2:18:25.002	
27	2	4:33.725 B	39.926	1:38.703	2:15.096		4.417	25.104		272.5	18:22	2:22:58.727	
28	3	10:08.325	6:36.343	1:38.049	1:53.933	3.806		22.062	6.904	274.5	18:33	2:33:07.052	
29	3	4:04.223	38.647	1:33.800	1:51.776	3.849	4.420	21.488	6.384	283.8	18:37	2:37:11.275	
30	3	4:02.656	38.264	1:33.292	1:51.100	3.744	4.439	21.275	6.417	283.8	18:41	2:41:13.931	
31	3	4:02.551	38.010	1:33.489	1:51.052	3.733	4.392	21.246	6.362	283.1	18:45	2:45:16.482	
32	3	4:18.251 B	38.009	1:35.213	2:05.029		4.386	23.560		286.8	18:49	2:49:34.733	
33	3	11:38.551	8:10.619	1:34.132	1:53.800	3.744		22.524	6.864	283.1	19:01	3:01:13.284	
34	3	4:01.906	38.126	1:33.161	1:50.619	3.738	4.395	21.275	6.369	284.5	19:05	3:05:15.190	
35	3	4:02.322	37.893	1:32.554	1:51.875	3.990	4.385	21.193	7.476	285.3	19:09	3:09:17.512	
36	3	4:01.298	38.217	1:32.878	1:50.203	3.723	4.490	21.026	6.326	286.0	19:13	3:13:18.810	
37	3	4:00.834	38.143	1:32.550	1:50.141	3.763	4.375	20.977	6.269	286.8	19:17	3:17:19.644	
38	3	4:10.556 B	37.980	1:33.397	1:59.179		4.384	21.615		276.6	19:21	3:21:30.200	
39	3	6:40.773	3:16.119	1:33.852	1:50.802	3.782		21.195	6.316	283.1	19:28	3:28:10.973	
40	3	4:01.011	37.900	1:32.494	1:50.617	3.766	4.414	21.161	6.234	287.5	19:32	3:32:11.984	
41	3	4:13.921 B	40.353	1:33.420	2:00.148		4.393	21.585		283.8	19:36	3:36:25.905	
42	1	6:10.772	2:37.501	1:35.759	1:57.512	3.876		23.938	7.825	283.8	19:42	3:42:36.677	
43	1	4:08.553	39.212	1:35.220	1:54.121	3.851	4.462	22.818	6.697	284.5	19:46	3:46:45.230	
44	1	4:10.197	38.740	1:36.594	1:54.863	4.012	4.449	22.228	6.651	284.5	19:50	3:50:55.427	
45	1	4:09.285	38.918	1:36.674	1:53.693	3.920	4.509	22.295	6.550	284.5	19:55	3:55:04.712	
46	1	4:08.786	38.862	1:35.938	1:53.986	3.872	4.471	22.171	6.688	284.5	19:59	3:59:13.498	
47	1	4:08.313	38.685	1:35.180	1:54.448	4.040	4.470	23.259	6.628	285.3	20:03	4:03:21.811	

97		Aston Martin Racing											
		1.Adrian Fernandez		3.Darren Turner								Aston Martin Vantage V8	
		2.Stefan Mücke										LMGTE Pro	
1	1	16:11.138	...	1:45.002	2:04.866	3.965		24.185	7.564	236.0	16:16	16:11.138	
2	1	4:11.949	41.720	1:36.225	1:54.004	3.818	4.632	22.062	6.661	275.9	16:20	20:23.087	
3	1	4:04.618	38.583	1:33.954	1:52.081	3.751	4.402	21.486	6.576	286.0	16:24	24:27.705	
4	1	4:02.190	38.040	1:33.268	1:50.882	3.751	4.361	20.694	6.640	283.1	16:28	28:29.895	



24 HEURES DU MANS

16-17 JUIN 2012



FIA WEC

80^e Edition des 24 Heures du Mans

Free Practice

Sector Analysis

■ Personal Best
 ■ Session Best
 ■ Crossing the finish line in pit lane

Lap	D	Time	Sector 1	Sector 2	Sector 3	T6	T7	Porsche	Ford	T. Spd	Hour	Elapsed
5	1	4:05.001	38.232	1:35.336	1:51.433	3.810	4.367	20.801	6.642	276.6	16:32	32:34.896
6	1	4:02.402	38.251	1:33.081	1:51.070	3.756	4.391	21.014	6.561	282.3	16:36	36:37.298
7	1	4:01.660	38.245	1:32.837	1:50.578	3.823	4.362	20.787	6.550	283.1	16:40	40:38.958
8	1	4:03.293	37.946	1:32.647	1:52.700	3.744	4.374	22.464	6.642	285.3	16:44	44:42.251
9	1	4:01.671	38.189	1:33.210	1:50.272	3.770	4.343	20.543	6.515	280.9	16:48	48:43.922
10	1	4:13.668B	39.589	1:33.742	2:00.337		4.358	21.514		281.6	16:52	52:57.590
11	2	7:37.947	4:11.375	1:35.819	1:50.753	3.753		20.552	6.441	280.2	17:00	1:00:35.537
12	2	4:00.432	38.171	1:32.527	1:49.734	3.755	4.357	20.301	6.418	283.1	17:04	1:04:35.969
13	2	4:08.138B	37.685	1:32.234	1:58.219		4.348	20.628		283.8	17:08	1:08:44.107
14	2	9:34.209	6:09.803	1:34.150	1:50.256	3.764		20.443	6.440	279.4	17:18	1:18:18.316
15	2	3:59.761	37.637	1:33.047	1:49.077	3.731	4.371	20.256	6.370	281.6	17:22	1:22:18.077
16	2	4:13.815B	38.330	1:36.479	1:59.006		4.359	21.093		271.1	17:26	1:26:31.892
17	2	9:16.162	5:50.305	1:34.213	1:51.644	3.764		20.721	6.638	281.6	17:35	1:35:48.054
18	2	4:09.044B	37.988	1:32.761	1:58.295		4.334	20.958		283.1	17:39	1:39:57.098
19	2	10:39.137	7:14.457	1:33.787	1:50.893	3.746		20.778	6.492	280.2	17:50	1:50:36.235
20	2	4:09.292B	37.929	1:32.797	1:58.566		4.341	20.715		283.1	17:54	1:54:45.527
21	2	12:18.085	8:50.872	1:33.892	1:53.321	4.041		21.283	7.151	280.2	18:07	2:07:03.612
22	2	4:10.882B	38.681	1:33.146	1:59.055		4.438	21.255		283.1	18:11	2:11:14.494
23	3	7:20.650	3:51.489	1:35.841	1:53.320	3.818		21.737	7.337	282.3	18:18	2:18:35.144
24	3	4:00.935	38.394	1:32.671	1:49.870	3.760	4.380	20.394	6.667	286.0	18:22	2:22:36.079
25	3	3:59.914	37.764	1:32.431	1:49.719	3.735	4.356	20.332	6.679	283.1	18:26	2:26:35.993
26	3	4:09.288B	37.823	1:32.772	1:58.693		4.334	20.909		282.3	18:30	2:30:45.281
27	3	9:07.994	5:41.938	1:34.489	1:51.567	3.775		20.528	6.818	280.2	18:39	2:39:53.275
28	3	4:18.310B	37.513	1:32.258	2:08.539		4.355	22.552		283.8	18:44	2:44:11.585
29	3	8:23.949	4:45.367	1:44.957	1:53.625	3.789		22.638	6.689	282.3	18:52	2:52:35.534
30	3	4:00.013	37.954	1:32.524	1:49.535	3.749	4.361	20.234	6.649	282.3	18:56	2:56:35.547
31	3	4:11.795B	37.583	1:32.037	2:02.175		4.336	23.741		283.8	19:00	3:00:47.342
32	3	10:12.281	6:49.543	1:32.753	1:49.985	3.802		20.127	6.605	282.3	19:10	3:10:59.623
33	3	3:58.499	37.564	1:32.314	1:48.621	3.713	4.367	20.009	6.516	288.3	19:14	3:14:58.122
34	3	3:57.036	36.945	1:31.570	1:48.521	3.694	4.324	19.932	6.451	283.1	19:18	3:18:55.158
35	3	4:02.868	39.476	1:33.082	1:50.310	3.792	4.318	20.365	6.791	283.1	19:22	3:22:58.026
36	3	4:12.846B	37.357	1:34.062	2:01.427		4.340	22.663		286.0	19:27	3:27:10.872
37	3	10:45.619	7:04.532	1:49.120	1:51.967	3.793		21.323	6.737	279.4	19:37	3:37:56.491
38	3	4:00.488	37.497	1:33.247	1:49.744	3.735	4.371	20.482	6.721	283.1	19:41	3:41:56.979
39	3	4:10.705B	37.411	1:35.104	1:58.190		4.346	21.069		284.5	19:46	3:46:07.684
40	3	10:30.578	7:04.976	1:35.687	1:49.915	3.814		20.087	7.042	278.7	19:56	3:56:38.262
41	3	3:59.277	37.902	1:32.408	1:48.967	3.745	4.368	19.905	6.565	284.5	20:00	4:00:37.539

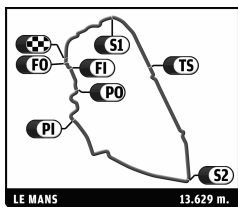
99 **Aston Martin Racing** Aston Martin Vantage V8
 1. Allan Simonsen 3. Kristian Poulsen LMGTE Am
 2. Christoffer Nygaard

1	2	21:17.351	...	1:37.989	1:58.172	3.903		24.141	7.424	275.9	16:21	21:17.351
2	2	4:05.778	39.051	1:33.800	1:52.927	3.805	4.401	22.091	6.910	284.5	16:25	25:23.129
3	2	4:02.797	38.287	1:32.898	1:51.612	3.775	4.358	21.388	6.807	284.5	16:29	29:25.926
4	2	4:03.386	39.357	1:32.918	1:51.111	3.759	4.340	21.041	6.836	286.0	16:33	33:29.312
5	2	4:04.863	38.158	1:34.133	1:52.572	3.851	4.339	22.184	6.717	286.8	16:37	37:34.175
6	2	4:03.813	38.969	1:33.065	1:51.779	3.772	4.368	21.541	6.999	286.0	16:41	41:37.988
7	2	4:10.337B	38.985	1:32.377	1:58.975		4.342	21.843		285.3	16:45	45:48.325
8	1	14:42.588	...	1:35.385	1:56.085	3.920		22.253	7.109	279.4	17:00	1:00:30.913
9	1	4:01.102	38.778	1:32.536	1:49.788	3.747	4.397	20.943	6.538	285.3	17:04	1:04:32.015
10	1	3:58.753	37.566	1:31.733	1:49.454	3.823	4.324	20.637	6.560	288.3	17:08	1:08:30.768
11	1	3:58.913	37.887	1:31.763	1:49.263	3.838	4.357	20.528	6.405	286.0	17:12	1:12:29.681
12	1	4:01.042	37.578	1:31.827	1:51.637	3.792	4.354	22.047	6.912	286.8	17:16	1:16:30.723
13	1	4:10.374B	37.459	1:32.068	2:00.847		4.318	21.712		285.3	17:20	1:20:41.097
14	1	13:34.140	...	1:34.284	1:51.351	3.812		21.284	6.524	281.6	17:34	1:34:15.237
15	1	4:00.333	37.985	1:32.468	1:49.880	3.837	4.382	20.701	6.457	283.8	17:38	1:38:15.570
16	1	4:00.154	38.417	1:32.092	1:49.645	3.812	4.375	20.707	6.454	284.5	17:42	1:42:15.724
17	1	4:14.669B	37.774	1:32.113	2:04.782		4.367	22.848		285.3	17:46	1:46:30.393



24 HEURES DU MANS

16-17 JUIN 2012



FIA WEC

80^e Edition des 24 Heures du Mans

Free Practice

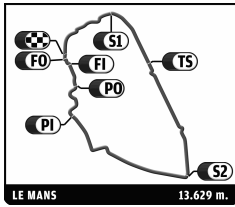
Sector Analysis

Lap	D	Time	Sector 1	Sector 2	Sector 3	T6	T7	Porsche	Ford	T. Spd	Hour	Elapsed
18	3	12:56.034	9:26.464	1:35.780	1:53.790	3.800		22.530	7.015	281.6	17:59	1:59:26.427
19	3	4:47.426 B	57.355	1:39.473	2:10.598		4.358	25.302		256.5	18:04	2:04:13.853
20	3	7:14.779	3:44.095	1:36.542	1:54.142	3.883		22.535	7.058	282.3	18:11	2:11:28.632
21	3	4:06.123	39.504	1:33.769	1:52.850	4.005	4.379	22.035	6.619	284.5	18:15	2:15:34.755
22	3	4:04.308	38.701	1:33.798	1:51.809	3.858	4.413	21.774	6.604	283.8	18:19	2:19:39.063
23	3	4:03.943	38.697	1:33.155	1:52.091	3.791	4.369	21.865	6.903	287.5	18:23	2:23:43.006
24	3	4:03.309	38.273	1:32.926	1:52.110	3.857	4.349	21.858	6.819	287.5	18:27	2:27:46.315
25	3	4:03.801	38.321	1:33.284	1:52.196	3.899	4.361	22.109	6.571	285.3	18:31	2:31:50.116
26	3	4:12.888 B	38.824	1:33.686	2:00.378		4.372	22.705		286.8	18:36	2:36:03.004
27	3	36:36.381	...	1:36.304	1:55.343	3.784		22.162	6.933	281.6	19:12	3:12:39.385
28	3	4:03.089	38.495	1:33.250	1:51.344	3.844	4.360	21.026	6.782	283.1	19:16	3:16:42.474
29	3	4:01.747	38.238	1:32.906	1:50.603	3.762	4.381	20.794	6.873	284.5	19:20	3:20:44.221
30	3	4:01.847	38.088	1:33.168	1:50.591	3.756	4.342	20.867	6.647	287.5	19:24	3:24:46.068
31	3	4:00.758	38.300	1:32.606	1:49.852	3.766	4.339	20.465	6.776	284.5	19:28	3:28:46.826
32	3	4:01.206	38.440	1:32.355	1:50.411	3.744	4.343	20.559	6.582	285.3	19:32	3:32:48.032
33	3	4:07.372 B	37.819	1:32.310	1:57.243		4.335	20.692		284.5	19:36	3:36:55.404
34	1	6:08.423	2:42.657	1:33.756	1:52.010	3.918		21.942	6.568	284.5	19:43	3:43:03.827
35	1	3:59.397	37.801	1:32.079	1:49.517	3.849	4.400	20.746	6.486	286.8	19:47	3:47:03.224
36	1	4:02.734	37.699	1:35.043	1:49.992	3.786	4.362	21.020	6.467	285.3	19:51	3:51:05.958
37	1	4:01.434	37.693	1:34.159	1:49.582	3.805	4.335	20.763	6.267	286.0	19:55	3:55:07.392
38	1	4:01.832	38.431	1:32.154	1:51.247	3.787	4.335	21.716	6.926	288.3	19:59	3:59:09.224
39	1	4:14.884 B	37.641	1:34.733	2:02.510		4.338	21.056		284.5	20:03	4:03:24.108



24 HEURES DU MANS

16-17 JUN 2012



Computerised results and timing service

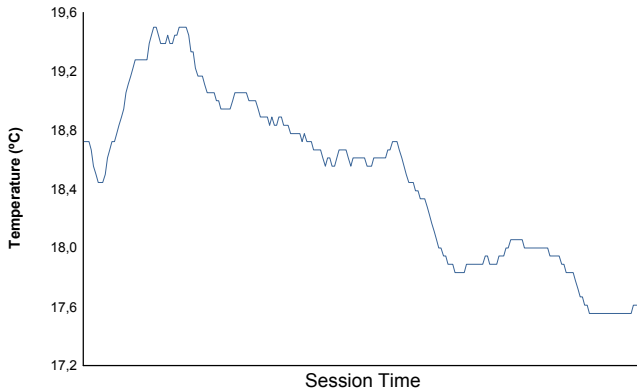
80° Edition des 24 Heures du Mans

FIA WEC

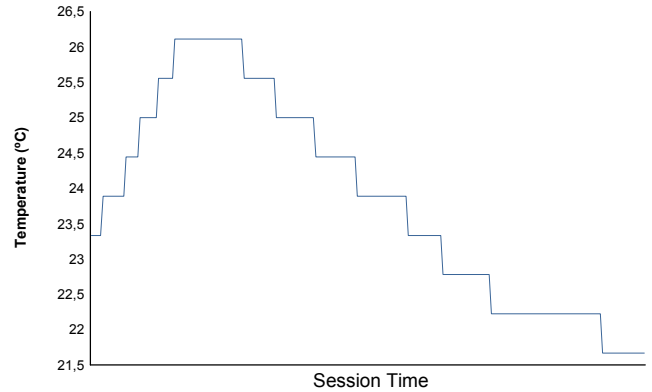
Free Practice

Weather Report

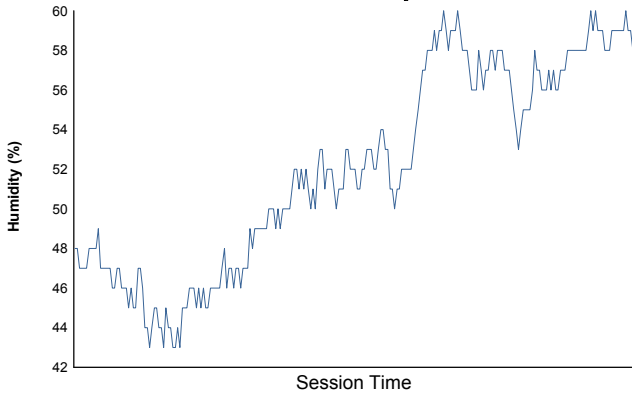
Air Temperature



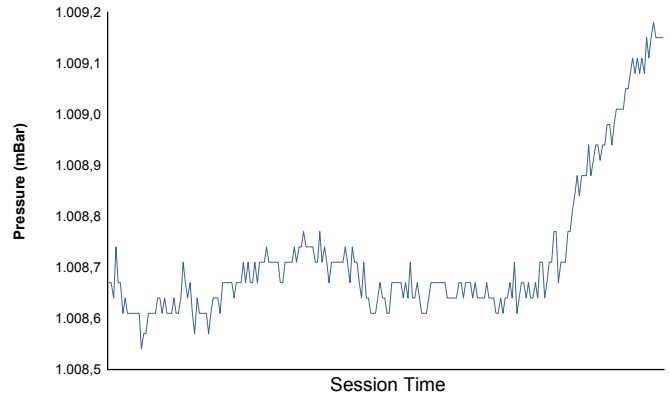
Track Temperature



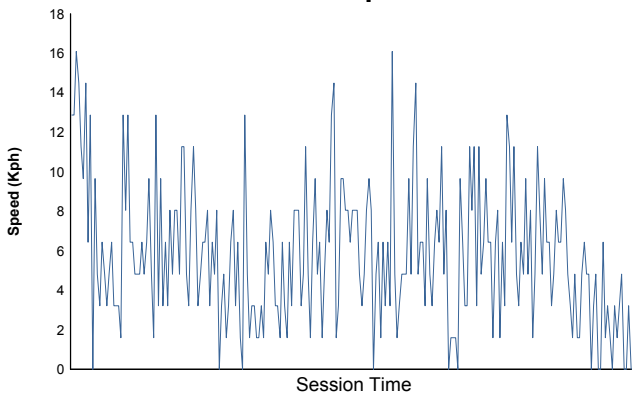
Humidity



Pressure

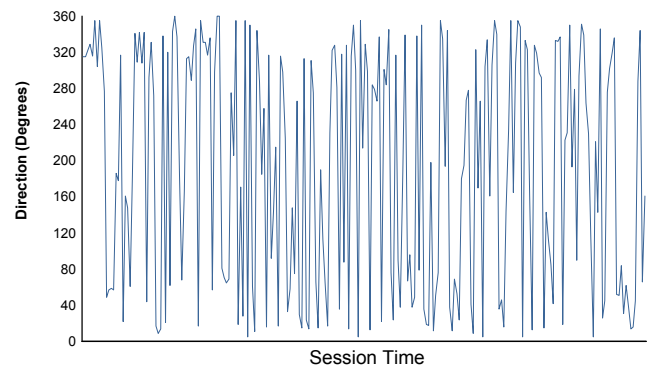


Wind Speed



Wind direction

North = 0°/360° Est = 90° South = 180° West = 270°



Track Status:

DRY