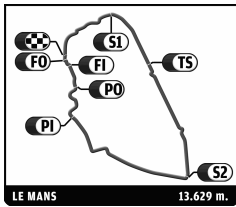




24 HEURES DU MANS

16-17 JUN 2012



FIA WEC

80^e Edition des 24 Heures du Mans

Qualifying Practice Session 3

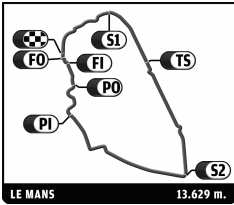
Provisional Classification by Class

Nr.	Team	Drivers	Car	Ty	Time	Lap	Total	Gap	Kph
LMP1									
1	1 Audi Sport Team Joest	M. Fässler / A. Lotterer / B. Tréluyer	Audi R18 e-tron quattro	M	3:23.787	3	29		240.8
2	8 Toyota Racing	A. Davidson / S. Buemi / S. Sarrazin	Toyota TS 030 - Hybrid	M	3:24.842	28	28	+1.055	+1.055 239.5
3	2 Audi Sport Team Joest	D. Capello / T. Kristensen / A. McNish	Audi R18 e-tron quattro	M	3:25.433	6	27	+1.646	+0.591 238.8
4	7 Toyota Racing	A. Wurz / N. Lapierre / K. Nakajima	Toyota TS 030 - Hybrid	M	3:25.488	25	28	+1.701	+0.055 238.8
5	4 Audi Sport North America	M. Bonanomi / O. Jarvis / M. Rockenfeller	Audi R18 Ultra	M	3:26.600	2	26	+2.813	+1.112 237.5
6	3 Audi Sport Team Joest	R. Dumas / L. Duval / M. Gené	Audi R18 Ultra	M	3:27.578	29	31	+3.791	+0.978 236.4
7	17 Pescarolo Team	S. Bourdais / N. Minassian / S. Ara	Dome - Judd	M	3:33.066	3	9	+9.279	+5.488 230.3
8	12 Rebellion Racing	N. Prost / N. Jani / N. Heidfeld	Lola B12/60 Coupe - Toyota	M	3:34.476	6	24	+10.689	+1.410 228.8
9	22 JRM	D. Brabham / K. Chandhok / P. Dumbreck	HPD ARX 03a - Honda	M	3:35.421	13	13	+11.634	+0.945 227.8
10	15 Oak Racing	F. Montagny / B. Baguette / D. Kraihamer	Oak Pescarolo - Judd	D	3:35.584	16	17	+11.797	+0.163 227.6
11	21 Strakka Racing	N. Leventis / D. Watts / J. Kane	HPD ARX 03a - Honda	M	3:37.253	15	16	+13.466	+1.669 225.8
12	13 Rebellion Racing	A. Belicchi / H. Primat / J. Bleekemolen	Lola B12/60 Coupe - Toyota	M	3:41.533	23	25	+17.746	+4.280 221.5
13	16 Pescarolo Team	E. Collard / J. Boullion / S. Hall	Pescarolo 03 - Judd	M	3:48.716	16	21	+24.929	+7.183 214.5
LMP2									
1	25 ADR-Delta	J. Martin / J. Charouz / T. Graves	Oreca 03 - Nissan	D	3:38.181	4	16		224.9
2	30 Status Grand Prix	A. Sims / Y. Buurman / R. Ianneta	Lola - Judd	D	3:40.280	6	19	+2.099	+2.099 222.7
3	49 Pecom Racing	L. Perez Companc / S. Ayari / P. Kaffer	Oreca 03 - Nissan	D	3:40.292	5	22	+2.111	+0.012 222.7
4	24 Oak Racing	J. Nicolet / M. Lahaye / O. Pla	Morgan - Judd	D	3:40.310	15	17	+2.129	+0.018 222.7
5	44 Starworks Motorsport	V. Potolicchio / R. Dalziel / T. Kimber-Smith	HPD ARX 03b - Honda	D	3:40.471	3	22	+2.290	+0.161 222.5
6	35 Oak Racing	D. Heinemeier Hansson / B. Leinders / M. Martin	Morgan - Nissan	D	3:41.707	11	23	+3.526	+1.236 221.3
7	23 Signatech Nissan	F. Mailleux / O. Lombard / J. Tresson	Oreca 03 - Nissan	D	3:41.982	8	28	+3.801	+0.275 221.0
8	46 Thiriet By TDS Racing	M. Beche / P. Thiriet / C. Tinsseau	Oreca 03 - Nissan	D	3:41.990	8	20	+3.809	+0.008 221.0
9	48 Murphy Prototypes	J. Firth / W. Hughes / B. Hartley	Oreca 03 - Nissan	D	3:42.057	4	6	+3.876	+0.067 221.0
10	41 Greaves Motorsport	C. Zugel / R. Gonzalez / E. Julian	Zytek Z11SN - Nissan	D	3:42.292	2	3	+4.111	+0.235 220.7
11	33 Level 5 Motorsport	S. Tucker / C. Bouchut / L. Diaz	HPD ARX 03b - Honda	D	3:42.696	22	23	+4.515	+0.404 220.3
12	45 Boutsen Ginion Racing	B. Briare / J. Petersen / S. Nakano	Oreca 03 - Nissan	D	3:42.949	12	24	+4.768	+0.253 220.1
13	42 Greaves Motorsport	L. Ordoñez / M. Brundle / A. Brundle	Zytek Z11SN - Nissan	D	3:43.230	4	9	+5.049	+0.281 219.8
14	26 Signatech Nissan	N. Panciatichi / P. Ragues / R. Rusinov	Oreca 03 - Nissan	D	3:44.622	9	10	+6.441	+1.392 218.4
15	31 Lotus	T. Holzer / M. Schultis / L. Moro	Lola B12/80 Coupe - Lotus	D	3:45.664	24	24	+7.483	+1.042 217.4
16	40 Race Performance	M. Frey / J. Hirschi / R. Meichtry	Oreca 03 - Judd	D	3:46.200	8	18	+8.019	+0.536 216.9
17	43 Extreme Limit Aric	F. Rosier / P. Thirion / P. Hozeabrouck	Norma MP 2000 - Judd	D	3:48.025	2	13	+9.844	+1.825 215.2
18	29 Gulf Racing Middle East	J. Deletraz / K. Ihara / M. Rostan	Lola B12/80 Coupe - Nissan	D	3:58.895	10	12	+20.714	+10.870 205.4
19	28 Gulf Racing Middle East	F. Giroix / S. Johansson / L. Badey	Lola B12/80 Coupe - Nissan	D	4:15.649	2	2	+37.468	+16.754 191.9
Not classified:									
38	Jota	S. Dolan / S. Hancock / H. Kurosawa	Zytek Z11SN - Nissan	D					
LMGTE Pro									
1	97 Aston Martin Racing	A. Fernandez / S. Mücke / D. Turner	Aston Martin Vantage V8	M	3:56.036	4	19		207.9
2	71 AF Corse	A. Bertolini / O. Beretta / M. Cioi / G. Bruni	Ferrari 458 Italia	M	3:56.484	6	25	+0.448	+0.448 207.5
3	74 Corvette Racing	O. Gavin / T. Milner / R. Westbrook	Chevrolet Corvette C6 ZR1	M	3:57.981	2	24	+1.945	+1.497 206.2
4	59 Luxury Racing	F. Makowiecki / J. Melo / D. Farnbacher	Ferrari 458 Italia	M	3:58.647	2	4	+2.611	+0.666 205.6
5	80 Flying Lizard Motorsports	J. Bergmeister / P. Long / M. Holzer	Porsche 911 RSR (997)	M	3:59.372	7	16	+3.336	+0.725 205.0
6	73 Corvette Racing	J. Taylor / A. Garcia / J. Magnussen	Chevrolet Corvette C6 ZR1	M	3:59.471	5	24	+3.435	+0.099 204.9
7	51 AF Corse	G. Fisichella / G. Bruni / T. Vilander	Ferrari 458 Italia	M	4:00.025	8	8	+3.989	+0.554 204.4
8	66 JMW Motorsport	J. Walker / J. Cocker / R. Wills	Ferrari 458 Italia	D	4:10.192	3	6	+14.156	+10.167 196.1
9	77 Team Felbermayr-Proton	M. Lieb / R. Lietz / W. Henzler	Porsche 911 RSR (997)	M	4:19.147	7	8	+23.111	+8.955 189.3
LMGTE Am									
1	75 Prospeed Competition	A. Alfaisal / B. Curtis / S. Edwards	Porsche 911 RSR (997)	M	3:59.739	19	19		204.7
2	88 Team Felbermayr-Proton	C. Ried / G. Roda / P. Ruberti	Porsche 911 RSR (997)	M	3:59.971	10	12	+0.232	+0.232 204.5
3	81 AF Corse	P. Perazzini / N. Cadei / M. Griffin	Ferrari 458 Italia	M	4:00.924	2	23	+1.185	+0.953 203.7
4	57 Krohn Racing	T. Krohn / N. Jonsson / M. Rugolo	Ferrari 458 Italia	D	4:02.323	4	16	+2.584	+1.399 202.5
5	79 Flying Lizard Motorsports	S. Neiman / P. Pilet / S. Pumpelly	Porsche 911 RSR (997)	M	4:03.420	5	8	+3.681	+1.097 201.6
6	55 JWA-Avila	J. Camathias / M. Palltala / P. Daniels	Porsche 911 RSR (997)	P	4:03.705	16	17	+3.966	+0.285 201.3
7	67 Imsa Performance Matmut	N. Armindo / R. Narac / A. Pons	Porsche 911 RSR (997)	M	4:07.180	8	9	+7.441	+3.475 198.5
8	61 AF Corse-Waltrip	R. Kauffman / R. Aguas / B. Vickers	Ferrari 458 Italia	M	4:08.217	19	20	+8.478	+1.037 197.7
9	70 Larbre Competition	J. Belloc / C. Bourret / P. Gibon	Chevrolet Corvette C6 ZR1	M	4:09.709	5	7	+9.970	+1.492 196.5
10	50 Larbre Competition	P. Bornhauser / J. Canal / P. Lamy	Chevrolet Corvette C6 ZR1	M	4:13.459	3	4	+13.720	+3.750 193.6
11	83 JMB Racing	M. Rodrigues / A. Ferte / P. Illiano	Ferrari 458 Italia	M	4:20.082	2	5	+20.343	+6.623 188.6
Not classified:									
58	Luxury Racing	P. Ehret / F. Montecalvo / G. Jeannette	Ferrari 458 Italia	M					
99	Aston Martin Racing	A. Simonsen / C. Nygaard / K. Poulsen	Aston Martin Vantage V8	M					
CDNT									
1	0 Highcroft Racing	M. Franchitti / M. Krumm / S. Motoyama	Delta Wing Nissan	M	3:50.903	16	18		212.5



24 HEURES DU MANS

16-17 JUN 2012



FIA WEC

80^e Edition des 24 Heures du Mans

Qualifying Practice Session 3

Provisional Classification by Class

Nr.	Team	Drivers	Car	Ty	Time	Lap Total	Gap	Kph
-----	------	---------	-----	----	------	-----------	-----	-----

Published at:

Track Status:

DRY

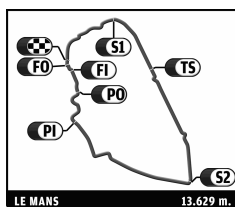
Race Director: Eduardo Freitas

Timekeeper: Christian Crucifix



24 HEURES DU MANS

16-17 JUIN 2012



FIA WEC

80^e Edition des 24 Heures du Mans

Qualifying Practice

Provisional Classification

Nr.	Team	Car	Cl	Session 1		Session 2		Session 3		Time	Gap
				Time	Lap	Time	Lap	Time	Lap		
1	Audi Sport Team Joest	Audi R18 e-tron quattro	LMP1	3:25.453	28	3:24.997	4	3:23.787	3	3:23.787	
2	Audi Sport Team Joest	Audi R18 Ultra	LMP1	3:26.694	23	3:24.078	23	3:27.578	29	3:24.078	+0.291
3	Toyota Racing	Toyota TS 030 - Hybrid	LMP1	3:28.295	21	3:26.151	19	3:24.842	28	3:24.842	+1.055
4	Audi Sport Team Joest	Audi R18 e-tron quattro	LMP1	3:26.536	3	3:26.038	11	3:25.433	6	3:25.433	+1.646
5	Toyota Racing	Toyota TS 030 - Hybrid	LMP1	3:27.191	8	3:26.502	17	3:25.488	25	3:25.488	+1.701
6	Audi Sport North America	Audi R18 Ultra	LMP1	3:27.554	28	3:26.420	17	3:26.600	2	3:26.420	+2.633
7	Strakka Racing	HPD ARX 03a - Honda	LMP1	3:32.750	4	3:29.598	23	3:37.253	15	3:29.622	+5.835
8	Rebellion Racing	Lola B12/60 Coupe - Toyota	LMP1	3:33.211	9	3:29.837	28	3:34.476	6	3:29.837	+6.050
9	Rebellion Racing	Lola B12/60 Coupe - Toyota	LMP1	3:33.140	3	3:31.866	21	3:41.533	23	3:31.866	+8.079
10	Pescarolo Team	Dome - Judd	LMP1	3:34.716	9	3:34.925	12	3:33.066	3	3:33.066	+9.279
11	JRM	HPD ARX 03a - Honda	LMP1	3:37.088	5			3:35.421	13	3:35.421	+11.634
12	Oak Racing	Oak Pescarolo - Judd	LMP1	3:38.414	25	3:37.367	7	3:35.584	16	3:35.584	+11.797
13	Pescarolo Team	Pescarolo 03 - Judd	LMP1			3:37.485	17	3:48.716	16	3:37.485	+13.698
14	ADR-Delta	Oreca 03 - Nissan	LMP2	3:41.791	4	3:40.174	11	3:38.181	4	3:38.181	+14.394
15	Oak Racing	Morgan - Judd	LMP2	3:40.902	17	3:38.598	22	3:40.310	15	3:38.598	+14.811
16	Signatech Nissan	Oreca 03 - Nissan	LMP2	3:42.157	10	3:39.152	22	3:44.622	9	3:39.152	+15.365
17	Thiriet By TDS Racing	Oreca 03 - Nissan	LMP2	3:39.252	9	3:41.975	6	3:41.990	8	3:39.252	+15.465
18	Pecom Racing	Oreca 03 - Nissan	LMP2	3:41.916	12	3:39.711	16	3:40.292	5	3:39.711	+15.924
19	Murphy Prototypes	Oreca 03 - Nissan	LMP2	3:39.877	5	3:40.652	24	3:42.057	4	3:39.877	+16.090
20	Oak Racing	Morgan - Nissan	LMP2	3:41.721	18	3:39.899	20	3:41.707	11	3:39.899	+16.112
21	Status Grand Prix	Lola - Judd	LMP2	3:41.451	6	3:42.518	8	3:40.280	6	3:40.280	+16.493
22	Starworks Motorsport	HPD ARX 03b - Honda	LMP2	3:40.639	3	3:41.863	21	3:40.471	3	3:40.471	+16.684
23	Boutsen Ginion Racing	Oreca 03 - Nissan	LMP2	3:40.727	5	3:43.763	8	3:42.949	12	3:40.727	+16.940
24	Greaves Motorsport	Zytek Z11SN - Nissan	LMP2	3:42.125	7	3:40.738	10	3:43.230	4	3:40.738	+16.951
25	Jota	Zytek Z11SN - Nissan	LMP2	3:41.287	5	3:41.428	20			3:41.287	+17.500
26	Signatech Nissan	Oreca 03 - Nissan	LMP2	3:44.495	16	3:42.581	19	3:41.982	8	3:41.982	+18.195
27	Level 5 Motorsport	HPD ARX 03b - Honda	LMP2	3:42.224	11			3:42.696	22	3:42.224	+18.437
28	Greaves Motorsport	Zytek Z11SN - Nissan	LMP2	3:47.408	7	3:43.406	20	3:42.292	2	3:42.292	+18.505
29	Highcroft Racing	Delta Wing Nissan	CDNT	3:42.612	3	3:48.142	5	3:50.903	16	3:42.612	+18.825
30	Race Performance	Oreca 03 - Judd	LMP2	3:48.124	24	3:43.619	9	3:46.200	8	3:43.619	+19.832
31	Lotus	Lola B12/80 Coupe - Lotus	LMP2	3:48.067	25			3:45.664	24	3:45.664	+21.877
32	Gulf Racing Middle East	Lola B12/80 Coupe - Nissan	LMP2	3:50.526	4	3:47.244	6	4:15.649	2	3:47.244	+23.457
33	Extreme Limit Aric	Norma MP 2000 - Judd	LMP2	3:51.012	14	3:53.560	3	3:48.025	2	3:48.025	+24.238
34	Luxury Racing	Ferrari 458 Italia	LMGTE Pro	3:56.076	4	3:55.393	9	3:58.647	2	3:55.393	+31.606
35	Aston Martin Racing	Aston Martin Vantage V8	LMGTE Pro	3:57.466	19	3:55.870	23	3:56.036	4	3:55.870	+32.083
36	Corvette Racing	Chevrolet Corvette C6 ZR1	LMGTE Pro	3:55.910	3	3:58.214	4	3:57.981	2	3:55.910	+32.123
37	AF Corse	Ferrari 458 Italia	LMGTE Pro	3:57.509	6	3:58.960	8	3:56.484	6	3:56.484	+32.697
38	Corvette Racing	Chevrolet Corvette C6 ZR1	LMGTE Pro	3:57.181	7	3:59.433	5	3:59.471	5	3:57.181	+33.394
39	Flying Lizard Motorsports	Porsche 911 RSR (997)	LMGTE Am	3:57.594	4	4:09.762	10	4:03.420	5	3:57.594	+33.807
40	Team Felbermayr-Proton	Porsche 911 RSR (997)	LMGTE Pro	3:57.648	4	3:57.606	23	4:19.147	7	3:57.606	+33.819
41	Prospeed Competition	Porsche 911 RSR (997)	LMGTE Am	3:58.035	23	4:51.593	2	3:59.739	19	3:58.035	+34.248
42	Flying Lizard Motorsports	Porsche 911 RSR (997)	LMGTE Pro	3:58.717	2	4:00.011	8	3:59.372	7	3:58.717	+34.930
43	Aston Martin Racing	Aston Martin Vantage V8	LMGTE Am	3:58.725	24	4:00.958	10			3:58.725	+34.938
44	Luxury Racing	Ferrari 458 Italia	LMGTE Am	4:00.849	5	3:58.800	24			3:58.800	+35.013
45	Gulf Racing Middle East	Lola B12/80 Coupe - Nissan	LMP2	4:14.086	4			3:58.895	10	3:58.895	+35.108
46	Team Felbermayr-Proton	Porsche 911 RSR (997)	LMGTE Am	3:59.529	9	3:59.181	19	3:59.971	10	3:59.181	+35.394
47	Larbre Competition	Chevrolet Corvette C6 ZR1	LMGTE Am	3:59.192	7	4:05.426	8	4:13.459	3	3:59.192	+35.405
48	JMW Motorsport	Ferrari 458 Italia	LMGTE Pro	4:00.883	5	3:59.638	9	4:10.192	3	3:59.638	+35.851
49	AF Corse	Ferrari 458 Italia	LMGTE Pro					4:00.025	8	4:00.025	+36.238
50	AF Corse	Ferrari 458 Italia	LMGTE Am	4:04.493	19	4:00.288	13	4:00.924	2	4:00.288	+36.501
51	Imsa Performance Matmut	Porsche 911 RSR (997)	LMGTE Am	4:00.332	23	4:00.829	21	4:07.180	8	4:00.332	+36.545
52	AF Corse-Waltrip	Ferrari 458 Italia	LMGTE Am	4:04.861	17	4:00.691	23	4:08.217	19	4:00.691	+36.904
53	Krohn Racing	Ferrari 458 Italia	LMGTE Am	4:04.698	11	4:04.075	21	4:02.323	4	4:02.323	+38.536
54	JMB Racing	Ferrari 458 Italia	LMGTE Am	4:04.416	7	4:02.461	21	4:20.082	2	4:02.461	+38.674
55	Larbre Competition	Chevrolet Corvette C6 ZR1	LMGTE Am	4:03.021	5	4:02.969	8	4:09.709	5	4:02.969	+39.182
56	JWA-Avila	Porsche 911 RSR (997)	LMGTE Am	4:08.170	13	4:03.661	21	4:03.705	16	4:03.661	+39.874

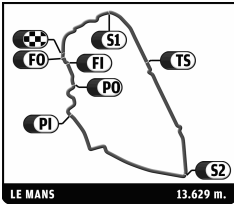
Race Director: Eduardo Freitas

Timekeeper: Christian Crucifix



24 HEURES DU MANS

16-17 JUN 2012



FIA WEC

80^e Edition des 24 Heures du Mans

Qualifying Practice

Provisional Classification by Class

Nr.	Team	Drivers	Session 1		Session 2		Session 3		Time	Gap
			Time	Lap	Time	Lap	Time	Lap		
LMP1										
1	1 Audi Sport Team Joest	M. Fässler / A. Lotterer / B. Tréluyer	3:25.453	28	3:24.997	4	3:23.787	3	3:23.787	
2	3 Audi Sport Team Joest	R. Dumas / L. Duval / M. Gené	3:26.694	23	3:24.078	23	3:27.578	29	3:24.078	+0.291
3	8 Toyota Racing	A. Davidson / S. Buemi / S. Sarrazin	3:28.295	21	3:26.151	19	3:24.842	28	3:24.842	+1.055
4	2 Audi Sport Team Joest	D. Capello / T. Kristensen / A. McNish	3:26.536	3	3:26.038	11	3:25.433	6	3:25.433	+1.646
5	7 Toyota Racing	A. Wurz / N. Lapierre / K. Nakajima	3:27.191	8	3:26.502	17	3:25.488	25	3:25.488	+1.701
6	4 Audi Sport North America	M. Bonanomi / O. Jarvis / M. Rockenfeller	3:27.554	28	3:26.420	17	3:26.600	2	3:26.420	+2.633
7	21 Strakka Racing	N. Leventis / D. Watts / J. Kane	3:32.750	4	3:29.622	23	3:37.253	15	3:29.622	+5.835
8	12 Rebellion Racing	N. Prost / N. Jani / N. Heidfeld	3:33.211	9	3:29.837	28	3:34.476	6	3:29.837	+6.050
9	13 Rebellion Racing	A. Belicchi / H. Primat / J. Bleekemolen	3:33.140	3	3:31.866	21	3:41.533	23	3:31.866	+8.079
10	17 Pescarolo Team	S. Bourdais / N. Minassian / S. Ara	3:34.716	9	3:34.925	12	3:33.066	3	3:33.066	+9.279
11	22 JRM	D. Brabham / K. Chandhok / P. Dumbrack	3:37.088	5			3:35.421	13	3:35.421	+11.634
12	15 Oak Racing	F. Montagny / B. Baguette / D. Kraihamer	3:38.414	25	3:37.367	7	3:35.584	16	3:35.584	+11.797
13	16 Pescarolo Team	E. Collard / J. Boullion / S. Hall			3:37.485	17	3:48.716	16	3:37.485	+13.698
LMP2										
1	25 ADR-Delta	J. Martin / J. Charouz / T. Graves	3:41.791	4	3:40.174	11	3:38.181	4	3:38.181	
2	24 Oak Racing	J. Nicolet / M. Lahaye / O. Pla	3:40.902	17	3:38.598	22	3:40.310	15	3:38.598	+0.417
3	26 Signatech Nissan	N. Panzani / P. Ragusa / R. Rusinov	3:42.157	10	3:39.152	22	3:44.622	9	3:39.152	+0.971
4	46 Thiriet By TDS Racing	M. Beche / P. Thiriet / C. Tinseau	3:39.252	9	3:41.975	6	3:41.990	8	3:39.252	+1.071
5	49 Pecom Racing	L. Perez Companc / S. Ayari / P. Kaffer	3:41.916	12	3:39.711	16	3:40.292	5	3:39.711	+1.530
6	48 Murphy Prototypes	J. Firth / W. Hughes / B. Hartley	3:39.877	5	3:40.652	24	3:42.057	4	3:39.877	+1.696
7	35 Oak Racing	D. Heinemeier Hansson / B. Leinders / M. Martin	3:41.721	18	3:39.899	20	3:41.707	11	3:39.899	+1.718
8	30 Status Grand Prix	A. Sims / Y. Buurman / R. Iannetta	3:41.451	6	3:42.518	8	3:40.280	6	3:40.280	+2.099
9	44 Starworks Motorsport	V. Fotolochio / R. Datzel / T. Kimber-Smith	3:40.639	3	3:41.863	21	3:40.471	3	3:40.471	+2.290
10	45 Boutsen Ginion Racing	B. Briere / J. Petersen / S. Nakano	3:40.727	5	3:43.763	8	3:42.949	12	3:40.727	+2.546
11	42 Greaves Motorsport	L. Ordoñez / M. Brundle / A. Brundle	3:42.125	7	3:40.738	10	3:43.230	4	3:40.738	+2.557
12	38 Jota	S. Dalan / S. Hancock / H. Kurosawa	3:41.287	5	3:41.428	20			3:41.287	+3.106
13	23 Signatech Nissan	F. Mailleux / O. Lombard / J. Tresson	3:44.495	16	3:42.581	19	3:41.982	8	3:41.982	+3.801
14	33 Level 5 Motorsport	S. Tucker / C. Bouchut / L. Diaz	3:42.224	11			3:42.696	22	3:42.224	+4.043
15	41 Greaves Motorsport	C. Zugel / R. Gonzalez / E. Julian	3:47.408	7	3:43.406	20	3:42.292	2	3:42.292	+4.111
16	40 Race Performance	M. Frey / J. Hirschi / R. Meichtry	3:48.124	24	3:43.619	9	3:46.200	8	3:43.619	+5.438
17	31 Lotus	T. Holzer / M. Schultis / L. Moro	3:48.067	25			3:45.664	24	3:45.664	+7.483
18	28 Gulf Racing Middle East	F. Giroix / S. Johansson / L. Badey	3:50.526	4	3:47.244	6	4:15.649	2	3:47.244	+9.063
19	43 Extreme Limit Aric	F. Rosier / P. Thirion / P. Haezebrouck	3:51.012	14	3:53.560	3	3:48.025	2	3:48.025	+9.844
20	29 Gulf Racing Middle East	J. Daletraz / K. Ihara / M. Rostan	4:14.086	4			3:58.895	10	3:58.895	+20.714
LMGTE Pro										
1	59 Luxury Racing	F. Makowiecki / J. Melo / D. Farnbacher	3:56.076	4	3:55.393	9	3:58.647	2	3:55.393	
2	97 Aston Martin Racing	A. Fernandez / S. Mücke / D. Turner	3:57.466	19	3:55.870	23	3:56.036	4	3:55.870	+0.477
3	74 Corvette Racing	O. Gavin / T. Milner / R. Westbrook	3:55.910	3	3:58.214	4	3:57.981	2	3:55.910	+0.517
4	71 AF Corse	A. Bertolini / O. Beretta / M. Cioci / G. Bruni	3:57.509	6	3:58.960	8	3:56.484	6	3:56.484	+1.091
5	73 Corvette Racing	J. Taylor / A. Garcia / J. Magnussen	3:57.181	7	3:59.433	5	3:59.471	5	3:57.181	+1.788
6	77 Team Felbermayr-Proton	M. Lieb / R. Lietz / W. Herzler	3:57.648	4	3:57.606	23	4:19.147	7	3:57.606	+2.213
7	80 Flying Lizard Motorsports	J. Bergmeister / P. Long / M. Holzer	3:58.717	2	4:00.011	8	3:59.372	7	3:58.717	+3.324
8	66 JMW Motorsport	J. Walker / J. Cocker / R. Wills	4:00.883	5	3:59.638	9	4:10.192	3	3:59.638	+4.245
9	51 AF Corse	G. Fisichella / G. Bruni / T. Vilander					4:00.025	8	4:00.025	+4.632
LMGTE Am										
1	79 Flying Lizard Motorsports	S. Neiman / P. Pilet / S. Pumpelly	3:57.594	4	4:09.762	10	4:03.420	5	3:57.594	
2	75 Prospeed Competition	A. Alfaissal / B. Curtis / S. Edwards	3:58.035	23	9:51.593	2	3:59.739	19	3:58.035	+0.441
3	99 Aston Martin Racing	A. Simonsen / C. Nygaard / K. Poulsen	3:58.725	24	4:00.958	10			3:58.725	+1.131
4	58 Luxury Racing	P. Ehret / F. Montecalvo / G. Jeannette	4:00.849	5	3:58.800	24			3:58.800	+1.206
5	88 Team Felbermayr-Proton	C. Ried / G. Roda / P. Ruberti	3:59.529	9	3:59.181	19	3:59.971	10	3:59.181	+1.587
6	50 Larbre Competition	P. Bornhauser / J. Canal / P. Lamy	3:59.192	7	4:05.426	8	4:13.459	3	3:59.192	+1.598
7	81 AF Corse	P. Perazzini / N. Cadei / M. Griffin	4:04.493	19	4:00.288	13	4:00.924	2	4:00.288	+2.694
8	67 Imsa Performance Matmut	N. Armindo / R. Narac / A. Pons	4:00.332	23	4:00.829	21	4:07.180	8	4:00.332	+2.738
9	61 AF Corse-Waltrip	R. Kauffman / R. Aguas / B. Vickers	4:04.861	17	4:00.691	23	4:08.217	19	4:00.691	+3.097
10	57 Krohn Racing	T. Krohn / N. Jonsson / M. Rugolo	4:04.698	11	4:04.075	21	4:02.323	4	4:02.323	+4.729
11	83 JMB Racing	M. Rodrigues / A. Ferte / P. Illiano	4:04.416	7	4:02.461	21	4:20.082	2	4:02.461	+4.867
12	70 Larbre Competition	J. Belloc / C. Bourret / P. Gibon	4:03.021	5	4:02.969	8	4:09.709	5	4:02.969	+5.375
13	55 JWA-Avila	J. Camathias / M. Pallota / P. Daniels	4:08.170	13	4:03.661	21	4:03.705	16	4:03.661	+6.067
CDNT										
1	0 Highcroft Racing	M. Franchitti / M. Krumm / S. Motoyama	3:42.612	3	3:48.142	5	3:50.903	16	3:42.612	

Published at:

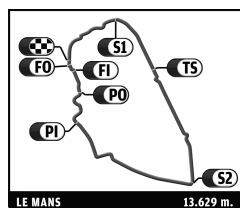
Race Director: Eduardo Freitas

Timekeeper: Christian Crucifix



24 HEURES DU MANS

16-17 JUN 2012



FIA WEC

80^e Edition des 24 Heures du Mans

Qualifying Practice Session 3

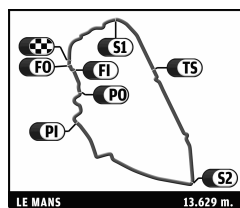
Provisional Classification by Driver Fastest Lap

Nr	Team	Car	Class	Driver	Time	Lap	Total	Gap	Kph
1	Audi Sport Team Joest	Audi R18 e-tron quattro	LMP1	André Lotterer	3:23.787	3	6		240.8
2	Toyota Racing	Toyota TS 030 - Hybrid	LMP1	Anthony Davidson	3:24.842	16	16	1.055	239.5
3	Audi Sport Team Joest	Audi R18 e-tron quattro	LMP1	Tom Kristensen	3:25.433	6	10	1.646	238.8
4	Toyota Racing	Toyota TS 030 - Hybrid	LMP1	Kazuki Nakajima	3:25.488	13	16	1.701	238.8
5	Audi Sport Team Joest	Audi R18 e-tron quattro	LMP1	Marcel Fässler	3:26.396	9	11	2.609	237.7
6	Audi Sport North America	Audi R18 Ultra	LMP1	Oliver Jarvis	3:26.600	2	14	2.813	237.5
7	Audi Sport Team Joest	Audi R18 e-tron quattro	LMP1	Benoit Treluyer	3:26.721	5	12	2.934	237.3
8	Toyota Racing	Toyota TS 030 - Hybrid	LMP1	Nicolas Lapierre	3:26.854	4	7	3.067	237.2
9	Audi Sport Team Joest	Audi R18 Ultra	LMP1	Loic Duval	3:27.578	5	7	3.791	236.4
10	Audi Sport Team Joest	Audi R18 Ultra	LMP1	Romain Dumas	3:27.662	6	12	3.875	236.3
11	Audi Sport Team Joest	Audi R18 Ultra	LMP1	Marc Gené	3:28.246	11	12	4.459	235.6
12	Toyota Racing	Toyota TS 030 - Hybrid	LMP1	Sébastien Buemi	3:28.878	10	12	5.091	234.9
13	Audi Sport North America	Audi R18 Ultra	LMP1	Marco Bonanomi	3:29.390	6	7	5.603	234.3
14	Audi Sport Team Joest	Audi R18 e-tron quattro	LMP1	Allan McNish	3:29.446	4	10	5.659	234.3
15	Toyota Racing	Toyota TS 030 - Hybrid	LMP1	Alexander Wurz	3:29.545	4	5	5.758	234.1
16	Audi Sport Team Joest	Audi R18 e-tron quattro	LMP1	Dindo Capello	3:29.966	6	7	6.179	233.7
17	Audi Sport North America	Audi R18 Ultra	LMP1	Mike Rockenfeller	3:31.253	3	5	7.466	232.3
18	Pescarolo Team	Dome - Judd	LMP1	Sébastien Bourdais	3:33.066	3	4	9.279	230.3
19	Rebellion Racing	Lola B12/60 Coupe - Toyota	LMP1	Neel Jani	3:34.476	6	12	10.689	228.8
20	JRM	HPD ARX 03a - Honda	LMP1	Peter Dumbreck	3:35.421	13	13	11.634	227.8
21	Oak Racing	Oak Pescarolo - Judd	LMP1	Dominik Kraihamer	3:35.584	10	11	11.797	227.6
22	Strakka Racing	HPD ARX 03a - Honda	LMP1	Danny Watts	3:37.253	4	5	13.466	225.8
23	ADR-Delta	Oreca 03 - Nissan	LMP2	John Martin	3:38.181	4	13	14.394	224.9
24	Rebellion Racing	Lola B12/60 Coupe - Toyota	LMP1	Nick Heidfeld	3:38.455	5	12	14.668	224.6
25	Oak Racing	Oak Pescarolo - Judd	LMP1	Franck Montagny	3:39.263	4	6	15.476	223.8
26	Status Grand Prix	Lola - Judd	LMP2	Yelmer Buurman	3:40.280	6	8	16.493	222.7
27	Pecom Racing	Oreca 03 - Nissan	LMP2	Soheil Ayari	3:40.292	5	7	16.505	222.7
28	Oak Racing	Morgan - Judd	LMP2	Olivier Pla	3:40.310	2	4	16.523	222.7
29	Starworks Motorsport	HPD ARX 03b - Honda	LMP2	Thomas Kimber-Smith	3:40.471	3	8	16.684	222.5
30	Strakka Racing	HPD ARX 03a - Honda	LMP2	Jonny Kane	3:40.521	2	6	16.734	222.5
31	Pescarolo Team	Dome - Judd	LMP1	Seiji Ara	3:40.666	3	5	16.879	222.3
32	Status Grand Prix	Lola - Judd	LMP2	Alexander Sims	3:41.500	3	5	17.713	221.5
33	Rebellion Racing	Lola B12/60 Coupe - Toyota	LMP1	Jeroen Bleekemolen	3:41.533	5	7	17.746	221.5
34	Oak Racing	Morgan - Nissan	LMP2	Bas Leinders	3:41.707	11	13	17.920	221.3
35	Signatech Nissan	Oreca 03 - Nissan	LMP2	Franck Mailleux	3:41.982	8	11	18.195	221.0
36	Thiriet By TDS Racing	Oreca 03 - Nissan	LMP2	Mathias Beche	3:41.990	8	10	18.203	221.0
37	Murphy Prototypes	Oreca 03 - Nissan	LMP2	Warren Hughes	3:42.057	4	6	18.270	221.0
38	Greaves Motorsport	Zytek Z11SN - Nissan	LMP2	Ricardo Gonzalez	3:42.292	2	3	18.505	220.7
39	Rebellion Racing	Lola B12/60 Coupe - Toyota	LMP1	Harold Primat	3:42.568	17	18	18.781	220.4
40	Level 5 Motorsport	HPD ARX 03b - Honda	LMP2	Luis Diaz	3:42.696	17	18	18.909	220.3
41	Boutsen Ginion Racing	Oreca 03 - Nissan	LMP2	Shinji Nakano	3:42.949	12	15	19.162	220.1
42	Starworks Motorsport	HPD ARX 03b - Honda	LMP2	Ryan Dalziel	3:43.222	7	7	19.435	219.8
43	Greaves Motorsport	Zytek Z11SN - Nissan	LMP2	Lucas Ordoñez	3:43.230	4	5	19.443	219.8
44	Strakka Racing	HPD ARX 03a - Honda	LMP1	Nick Leventis	3:43.899	3	5	20.112	219.1
45	Oak Racing	Morgan - Nissan	LMP2	David Heinemeier Hansson	3:43.919	9	10	20.132	219.1
46	Oak Racing	Morgan - Judd	LMP2	Mathieu Lahaye	3:44.072	10	13	20.285	219.0
47	Signatech Nissan	Oreca 03 - Nissan	LMP2	Nelson Panciatici	3:44.622	3	4	20.835	218.4
48	Signatech Nissan	Oreca 03 - Nissan	LMP2	Olivier Lombard	3:45.451	5	6	21.664	217.6
49	Lotus	Lola B12/80 Coupe - Lotus	LMP1	Thomas Holzer	3:45.664	9	9	21.877	217.4
50	Pecom Racing	Oreca 03 - Nissan	LMP2	Luis Perez Companc	3:45.949	10	15	22.162	217.1
51	Race Performance	Oreca 03 - Judd	LMP2	Ralph Meichtry	3:46.200	8	9	22.413	216.9
52	ADR-Delta	Oreca 03 - Nissan	LMP2	Jan Charouz	3:46.699	2	3	22.912	216.4
53	Thiriet By TDS Racing	Oreca 03 - Nissan	LMP2	Christophe Tinseau	3:46.790	2	4	23.003	216.3
54	Signatech Nissan	Oreca 03 - Nissan	LMP2	Roman Rusinov	3:46.933	2	6	23.146	216.2
55	Signatech Nissan	Oreca 03 - Nissan	LMP2	Jordan Tresson	3:47.209	9	11	23.422	215.9
56	Thiriet By TDS Racing	Oreca 03 - Nissan	LMP2	Pierre Thiriet	3:47.551	5	6	23.764	215.6
57	Boutsen Ginion Racing	Oreca 03 - Nissan	LMP2	Bastien Briere	3:47.815	9	9	24.028	215.4
58	Extreme Limit Aric	Norma MP 2000 - Judd	LMP1	Fabien Rosier	3:48.025	2	13	24.238	215.2
59	Pescarolo Team	Pescarolo 03 - Judd	LMP1	Stuart Hall	3:48.716	13	18	24.929	214.5
60	Race Performance	Oreca 03 - Judd	LMP2	Jonathan Hirschi	3:50.627	2	6	26.840	212.7
61	Highcroft Racing	Delta Wing Nissan	CDNT	Michael Krumm	3:50.903	6	8	27.116	212.5
62	Race Performance	Oreca 03 - Judd	LMP2	Michel Frey	3:51.221	2	3	27.434	212.2
63	Status Grand Prix	Lola - Judd	LMP2	Romain Iannetta	3:51.596	5	6	27.809	211.9
64	Greaves Motorsport	Zytek Z11SN - Nissan	LMP2	Alex Brundle	3:52.042	2	4	28.255	211.4
65	Level 5 Motorsport	HPD ARX 03b - Honda	LMP2	Scott Tucker	3:52.356	4	5	28.569	211.2
66	Starworks Motorsport	HPD ARX 03b - Honda	LMP2	Vincente Pitolichio	3:52.477	5	7	28.690	211.1
67	Pescarolo Team	Pescarolo 03 - Judd	LMP1	Emmanuel Collard	3:54.583	2	3	30.796	209.2
68	Highcroft Racing	Delta Wing Nissan	CDNT	Satoshi Motoyama	3:54.897	3	5	31.110	208.9



24 HEURES DU MANS

16-17 JUN 2012



FIA WEC

80^e Edition des 24 Heures du Mans

Qualifying Practice Session 3

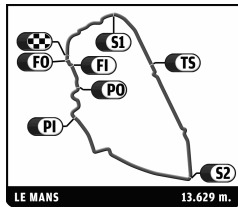
Provisional Classification by Driver Fastest Lap

Nr	Team	Car	Class	Driver	Time	Lap	Total	Gap	Kph	
69	97 Aston Martin Racing	Aston Martin Vantage V8	LMGTE Pro	Darren Turner	3:56.036	4	5	32.249	1.139	207.9
70	31 Lotus	Lola B12/80 Coupe - Lotus	LMP2	Luca Moro	3:56.139	4	9	32.352	0.103	207.8
71	71 AF Corse	Ferrari 458 Italia	LMGTE Pro	Olivier Beretta	3:56.484	6	9	32.697	0.345	207.5
72	71 AF Corse	Ferrari 458 Italia	LMGTE Pro	Giancarlo Fisichella	3:57.933	5	6	34.146	1.449	206.2
73	0 Highcroft Racing	Delta Wing Nissan	CDNT	Marino Franchitti	3:57.968	3	5	34.181	0.035	206.2
74	74 Corvette Racing	Chevrolet Corvette C6 ZR1	LMGTE Pro	Oliver Gavin	3:57.981	2	9	34.194	0.013	206.2
75	59 Luxury Racing	Ferrari 458 Italia	LMGTE Pro	Dominik Farnbacher	3:58.647	2	4	34.860	0.666	205.6
76	74 Corvette Racing	Chevrolet Corvette C6 ZR1	LMGTE Pro	Richard Westbrook	3:58.669	14	15	34.882	0.022	205.6
77	29 Gulf Racing Middle East	Lola B12/80 Coupe - Nissan	LMP2	Marc Rostan	3:58.895	3	5	35.108	0.226	205.4
78	80 Flying Lizard Motorsports	Porsche 911 RSR (997)	LMGTE Pro	Jörg Bergmeister	3:59.372	7	8	35.585	0.477	205.0
79	73 Corvette Racing	Chevrolet Corvette C6 ZR1	LMGTE Pro	Antonio Garcia	3:59.471	5	10	35.684	0.099	204.9
80	75 Prospeed Competition	Porsche 911 RSR (997)	LMGTE Am	Sean Edwards	3:59.739	5	5	35.952	0.268	204.7
81	71 AF Corse	Ferrari 458 Italia	LMGTE Pro	Marco Cioci	3:59.899	4	5	36.112	0.160	204.5
82	88 Team Felbermayr-Proton	Porsche 911 RSR (997)	LMGTE Am	Paolo Ruberti	3:59.971	3	5	36.184	0.072	204.5
83	51 AF Corse	Ferrari 458 Italia	LMGTE Pro	Toni Vilander	4:00.025	8	8	36.238	0.054	204.4
84	29 Gulf Racing Middle East	Lola B12/80 Coupe - Nissan	LMP2	Keiko Ihara	4:00.445	6	7	36.658	0.420	204.1
85	81 AF Corse	Ferrari 458 Italia	LMGTE Am	Nicola Cadei	4:00.924	2	6	37.137	0.479	203.7
86	73 Corvette Racing	Chevrolet Corvette C6 ZR1	LMGTE Pro	Jan Magnussen	4:01.023	5	5	37.236	0.099	203.6
87	80 Flying Lizard Motorsports	Porsche 911 RSR (997)	LMGTE Pro	Patrick Long	4:01.123	4	8	37.336	0.100	203.5
88	71 AF Corse	Ferrari 458 Italia	LMGTE Pro	Andrea Bertolini	4:01.841	4	5	38.054	0.718	202.9
89	57 Krohn Racing	Ferrari 458 Italia	LMGTE Am	Michele Rugolo	4:02.323	4	11	38.536	0.482	202.5
90	79 Flying Lizard Motorsports	Porsche 911 RSR (997)	LMGTE Am	Spencer Pumpelly	4:03.420	5	8	39.633	1.097	201.6
91	55 JWA-Avila	Porsche 911 RSR (997)	LMGTE Am	Markus Paltila	4:03.705	8	9	39.918	0.285	201.3
92	73 Corvette Racing	Chevrolet Corvette C6 ZR1	LMGTE Pro	Jordan Taylor	4:03.901	5	9	40.114	0.196	201.2
93	97 Aston Martin Racing	Aston Martin Vantage V8	LMGTE Pro	Adrian Fernandez	4:04.881	12	14	41.094	0.980	200.4
94	75 Prospeed Competition	Porsche 911 RSR (997)	LMGTE Am	Abdulaziz Alfaisal	4:05.622	6	10	41.835	0.741	199.8
95	31 Lotus	Lola B12/80 Coupe - Lotus	LMP2	Mirco Schultis	4:06.340	4	6	42.553	0.718	199.2
96	67 Imsa Performance Matmut	Porsche 911 RSR (997)	LMGTE Am	Raymond Narac	4:07.180	2	3	43.393	0.840	198.5
97	81 AF Corse	Ferrari 458 Italia	LMGTE Am	Matt Griffin	4:07.422	8	8	43.635	0.242	198.3
98	88 Team Felbermayr-Proton	Porsche 911 RSR (997)	LMGTE Am	Gianluca Roda	4:07.581	6	7	43.794	0.159	198.2
99	55 JWA-Avila	Porsche 911 RSR (997)	LMGTE Am	Joël Camathias	4:08.075	3	5	44.288	0.494	197.8
100	61 AF Corse-Waltrip	Ferrari 458 Italia	LMGTE Am	Rui Aguas	4:08.217	5	6	44.430	0.142	197.7
101	70 Larbre Competition	Chevrolet Corvette C6 ZR1	LMGTE Am	Jean-Philippe Belloc	4:09.709	5	7	45.922	1.492	196.5
102	67 Imsa Performance Matmut	Porsche 911 RSR (997)	LMGTE Am	Nicolas Armindo	4:10.039	2	4	46.252	0.330	196.2
103	81 AF Corse	Ferrari 458 Italia	LMGTE Am	Piergiuseppe Perazzini	4:10.189	8	9	46.402	0.150	196.1
104	66 JMW Motorsport	Ferrari 458 Italia	LMGTE Pro	Roger Wills	4:10.192	3	6	46.405	0.003	196.1
105	75 Prospeed Competition	Porsche 911 RSR (997)	LMGTE Am	Bret Curtis	4:11.878	3	4	48.091	1.686	194.8
106	57 Krohn Racing	Ferrari 458 Italia	LMGTE Am	Tracy Krohn	4:11.898	3	5	48.111	0.020	194.8
107	50 Larbre Competition	Chevrolet Corvette C6 ZR1	LMGTE Am	Julien Canal	4:13.459	3	4	49.672	1.561	193.6
108	28 Gulf Racing Middle East	Lola B12/80 Coupe - Nissan	LMP2	Fabien Giroix	4:15.649	2	2	51.862	2.190	191.9
109	61 AF Corse-Waltrip	Ferrari 458 Italia	LMGTE Am	Brian Vickers	4:18.743	2	4	54.956	3.094	189.6
110	77 Team Felbermayr-Proton	Porsche 911 RSR (997)	LMGTE Pro	Wolf Henzler	4:19.147	7	8	55.360	0.404	189.3
111	83 JMB Racing	Ferrari 458 Italia	LMGTE Am	Manuel Rodrigues	4:20.082	2	2	56.295	0.935	188.6
112	83 JMB Racing	Ferrari 458 Italia	LMGTE Am	Alain Ferte	4:21.869	2	3	58.082	1.787	187.4
113	61 AF Corse-Waltrip	Ferrari 458 Italia	LMGTE Am	Robert Kauffman	4:23.930	9	10	1'00.143	2.061	185.9
114	55 JWA-Avila	Porsche 911 RSR (997)	LMGTE Am	Paul Daniels	4:28.038	2	3	1'04.251	4.108	183.1
115	67 Imsa Performance Matmut	Porsche 911 RSR (997)	LMGTE Am	Anthony Pons	7:40.679	1	2	4'16.892	3'12.641	106.5
116	38 Jota	Zytek Z11SN - Nissan	LMP2	Haruki Kurosawa						
117	41 Greaves Motorsport	Zytek Z11SN - Nissan	LMP2	Christian Zuegel						
118	41 Greaves Motorsport	Zytek Z11SN - Nissan	LMP2	Elton Julian						
119	38 Jota	Zytek Z11SN - Nissan	LMP2	Sam Hancock						
120	33 Level 5 Motorsport	HPD ARX 03b - Honda	LMP2	Christophe Bouchut						
121	35 Oak Racing	Morgan - Nissan	LMP2	Maxime Martin						
122	38 Jota	Zytek Z11SN - Nissan	LMP2	Simon Dolan						
123	48 Murphy Prototypes	Oreca 03 - Nissan	LMP2	Jody Firth						
124	48 Murphy Prototypes	Oreca 03 - Nissan	LMP2	Brendon Hartley						
125	49 Pecom Racing	Oreca 03 - Nissan	LMP2	Pierre Kaffer						
126	45 Boutsen Ginion Racing	Oreca 03 - Nissan	LMP2	Jens Petersen						
127	42 Greaves Motorsport	Zytek Z11SN - Nissan	LMP2	Martin Brundle						
128	43 Extreme Limit Aric	Norma MP 2000 - Judd	LMP2	Philippe Thirion						
129	43 Extreme Limit Aric	Norma MP 2000 - Judd	LMP2	Philippe Haezebrouck						
130	16 Pescarolo Team	Pescarolo 03 - Judd	LMP1	Jean-Christophe Boullion						
131	17 Pescarolo Team	Dome - Judd	LMP1	Nicolas Minassian						
132	22 JRM	HPD ARX 03a - Honda	LMP1	David Brabham						
133	15 Oak Racing	Oak Pescarolo - Judd	LMP1	Bertrand Baguette						
134	8 Toyota Racing	Toyota TS 030 - Hybrid	LMP1	Stéphane Sarrazin						
135	12 Rebellion Racing	Lola B12/60 Coupe - Toyota	LMP1	Nicolas Prost						
136	13 Rebellion Racing	Lola B12/60 Coupe - Toyota	LMP1	Andrea Belicchi						



24 HEURES DU MANS

16-17 JUIN 2012



FIA WEC

80^e Edition des 24 Heures du Mans

Qualifying Practice Session 3

Provisional Classification by Driver Fastest Lap

Nr	Team	Car	Class	Driver	Time	Lap	Total	Gap	Kph
137	28	Gulf Racing Middle East	Lola B12/80 Coupe - Nissan	LMP2	Stefan Johansson				
138	28	Gulf Racing Middle East	Lola B12/80 Coupe - Nissan	LMP2	Ludovic Badey				
139	29	Gulf Racing Middle East	Lola B12/80 Coupe - Nissan	LMP2	Jean-Denis Deletraz				
140	26	Signatech Nissan	Oreca 03 - Nissan	LMP2	Pierre Ragues				
141	22	JRM	HPD ARX 03a - Honda	LMP1	Karun Chandhok				
142	24	Oak Racing	Morgan - Judd	LMP2	Jacques Nicolet				
143	25	ADR-Delta	Oreca 03 - Nissan	LMP2	Tor Graves				
144	70	Larbre Competition	Chevrolet Corvette C6 ZR1	LMGTE Am	Pascal Gibon				
145	79	Flying Lizard Motorsports	Porsche 911 RSR (997)	LMGTE Am	Seth Neiman				
146	79	Flying Lizard Motorsports	Porsche 911 RSR (997)	LMGTE Am	Patrick Pilet				
147	70	Larbre Competition	Chevrolet Corvette C6 ZR1	LMGTE Am	Christophe Bourret				
148	58	Luxury Racing	Ferrari 458 Italia	LMGTE Am	Pierre Ehret				
149	58	Luxury Racing	Ferrari 458 Italia	LMGTE Am	Franck Montecalvo				
150	58	Luxury Racing	Ferrari 458 Italia	LMGTE Am	Gunnar Jeannette				
151	99	Aston Martin Racing	Aston Martin Vantage V8	LMGTE Am	Kristian Poulsen				
152	71	AF Corse	Ferrari 458 Italia	LMGTE Pro	Gianmaria Bruni				
153	71	AF Corse	Ferrari 458 Italia	LMGTE Pro	Toni Vilander				
154	99	Aston Martin Racing	Aston Martin Vantage V8	LMGTE Am	Christoffer Nygaard				
155	83	JMB Racing	Ferrari 458 Italia	LMGTE Am	Philippe Illiano				
156	88	Team Felbermayr-Proton	Porsche 911 RSR (997)	LMGTE Am	Christian Ried				
157	99	Aston Martin Racing	Aston Martin Vantage V8	LMGTE Am	Allan Simonsen				
158	66	JMW Motorsport	Ferrari 458 Italia	LMGTE Pro	James Walker				
159	66	JMW Motorsport	Ferrari 458 Italia	LMGTE Pro	Jonny Cocker				
160	74	Corvette Racing	Chevrolet Corvette C6 ZR1	LMGTE Pro	Tommy Milner				
161	59	Luxury Racing	Ferrari 458 Italia	LMGTE Pro	Jaime Melo				
162	51	AF Corse	Ferrari 458 Italia	LMGTE Pro	Giancarlo Fisichella				
163	51	AF Corse	Ferrari 458 Italia	LMGTE Pro	Gianmaria Bruni				
164	59	Luxury Racing	Ferrari 458 Italia	LMGTE Pro	Frédéric Makowiecki				
165	50	Larbre Competition	Chevrolet Corvette C6 ZR1	LMGTE Am	Patrick Bornhauser				
166	50	Larbre Competition	Chevrolet Corvette C6 ZR1	LMGTE Am	Pedro Lamy				
167	57	Krohn Racing	Ferrari 458 Italia	LMGTE Am	Niclas Jonsson				
168	97	Aston Martin Racing	Aston Martin Vantage V8	LMGTE Pro	Stefan Mücke				
169	77	Team Felbermayr-Proton	Porsche 911 RSR (997)	LMGTE Pro	Marc Lieb				
170	77	Team Felbermayr-Proton	Porsche 911 RSR (997)	LMGTE Pro	Richard Lietz				
171	80	Flying Lizard Motorsports	Porsche 911 RSR (997)	LMGTE Pro	Marco Holzer				

Published at:

Track Status:

DRY

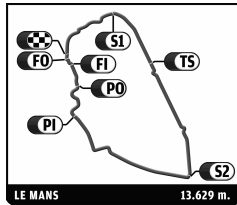
Race Director: **Eduardo Freitas**

Timekeeper: **Christian Crucifix**



24 HEURES DU MANS

16-17 JUN 2012



FIA WEC

80^e Edition des 24 Heures du Mans
After Qualifying Practice Session 3

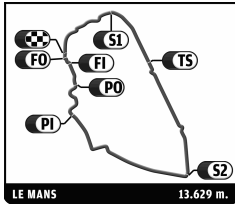
Provisional Classification by Driver Fastest Lap

Nr	Team	Class	Driver	Session 1		Session 2		Session 3		Session 4		Time	Gap	Kph
				Time	Lap	Time	Lap	Time	Lap	Time	Lap			
1	Audi Sport Team Joest	LMP1	André Lotterer	3:25.163	14 / 15	3:25.453	10 / 10	3:24.997	4 / 6	3:23.787	3 / 6	3:23.787		240.8
2	Audi Sport Team Joest	LMP1	Loic Duval	3:27.671	17 / 18	3:26.694	10 / 11	3:24.078	9 / 10	3:27.578	5 / 7	3:24.078	0.291	240.4
3	Toyota Racing	LMP1	Anthony Davidson	3:30.162	5 / 5	3:28.295	10 / 11	3:26.151	7 / 11	3:24.842	16 / 16	3:24.842	1.055	239.5
4	Audi Sport Team Joest	LMP1	Tom Kristensen	3:26.494	10 / 14	3:26.536	3 / 7	3:30.969	2 / 5	3:25.433	6 / 10	3:25.433	1.646	238.8
5	Toyota Racing	LMP1	Kazuki Nakajima	3:28.421	8 / 18	3:35.334	4 / 10	3:26.505	9 / 10	3:25.488	13 / 16	3:25.488	1.701	238.8
6	Audi Sport Team Joest	LMP1	Romain Dumas	3:28.570	12 / 16	3:29.228	8 / 8	3:25.719	10 / 14	3:27.662	6 / 12	3:25.719	1.932	238.5
7	Audi Sport Team Joest	LMP1	Allan McNish	3:32.422	4 / 5	3:32.857	6 / 17	3:26.038	11 / 12	3:29.446	4 / 10	3:26.038	2.251	238.1
8	Audi Sport Team Joest	LMP1	Marcel Fässler	3:27.579	9 / 17	3:31.714	12 / 13	3:26.839	3 / 9	3:26.396	9 / 11	3:26.396	2.609	237.7
9	Audi Sport North America	LMP1	Marco Bonanomi	3:28.356	7 / 14	3:32.128	4 / 6	3:26.420	10 / 12	3:29.390	6 / 7	3:26.420	2.633	237.7
10	Toyota Racing	LMP1	Nicolas Lapierre	3:29.535	16 / 16	3:27.191	8 / 10	3:26.502	7 / 11	3:26.854	4 / 7	3:26.502	2.715	237.6
11	Audi Sport North America	LMP1	Oliver Jarvis	3:27.885	21 / 22	3:29.708	5 / 7	3:27.456	10 / 12	3:26.600	2 / 14	3:26.600	2.813	237.5
12	Audi Sport Team Joest	LMP1	Benoit Treluyer	3:27.230	19 / 24	3:36.489	3 / 5	3:26.998	5 / 9	3:26.721	5 / 12	3:26.721	2.934	237.3
13	Audi Sport Team Joest	LMP1	Marc Gené	3:27.494	19 / 20	3:32.157	5 / 8	3:28.070	7 / 7	3:28.246	11 / 12	3:27.494	3.707	236.5
14	Audi Sport North America	LMP1	Mike Rockenfeller	3:29.278	20 / 24	3:27.554	15 / 16	3:28.024	3 / 7	3:31.253	3 / 5	3:27.554	3.767	236.4
15	Audi Sport Team Joest	LMP1	Dindo Capello	3:27.582	26 / 27	3:32.865	4 / 6	3:29.958	6 / 12	3:29.966	6 / 7	3:27.582	3.795	236.4
16	Toyota Racing	LMP1	Stéphane Sarrazin			3:30.183	9 / 11	3:28.234	5 / 12			3:28.234	4.447	235.6
17	Toyota Racing	LMP1	Alexander Wurz	3:28.459	10 / 19	3:33.062	3 / 5			3:29.545	4 / 5	3:28.459	4.672	235.4
18	Toyota Racing	LMP1	Sébastien Buemi			3:32.776	4 / 4			3:28.878	10 / 12	3:28.878	5.091	234.9
19	Strakka Racing	LMP1	Danny Watts	3:31.651	12 / 13	3:32.750	4 / 5	3:29.622	6 / 7	3:37.253	4 / 5	3:29.622	5.835	234.1
20	Rebellion Racing	LMP1	Neel Jani	3:34.154	10 / 18	3:33.211	6 / 10	3:29.837	10 / 10	3:34.476	6 / 12	3:29.837	6.050	233.8
21	Rebellion Racing	LMP1	Andrea Belicchi	3:35.395	14 / 15	3:33.140	3 / 8	3:31.866	11 / 13			3:31.866	8.079	231.6
22	Rebellion Racing	LMP1	Nicolas Prost	3:35.242	13 / 17	3:45.058	5 / 7	3:33.062	13 / 18			3:33.062	9.275	230.3
23	Pescarolo Team	LMP1	Sébastien Bourdais	3:34.035	20 / 21	3:34.716	9 / 11	3:35.176	4 / 7	3:33.066	3 / 4	3:33.066	9.279	230.3
24	Strakka Racing	LMP1	Jonny Kane	3:34.022	7 / 10	3:42.102	8 / 11	3:33.651	9 / 17	3:40.521	2 / 6	3:33.651	9.864	229.6
25	JRM	LMP1	David Brabham	3:34.641	19 / 20	3:43.257	7 / 8					3:34.641	10.854	228.6
26	Pescarolo Team	LMP1	Nicolas Minassian	3:38.891	6 / 11	3:53.840	3 / 3	3:34.925	7 / 11			3:34.925	11.138	228.3
27	JRM	LMP1	Peter Dumbreck	3:57.272	2 / 2	3:37.088	5 / 6	- / 1		3:35.421	13 / 13	3:35.421	11.634	227.8
28	Oak Racing	LMP1	Dominik Kraiharmer	3:37.843	7 / 13	3:38.669	7 / 18			3:35.584	10 / 11	3:35.584	11.797	227.6
29	Rebellion Racing	LMP1	Nick Heidfeld	3:35.689	16 / 17	3:37.903	5 / 6			3:38.455	5 / 12	3:35.689	11.902	227.5
30	Rebellion Racing	LMP1	Jeroen Bleekemolen	3:37.020	5 / 11	3:45.062	3 / 5	3:37.186	4 / 5	3:41.533	5 / 7	3:37.020	13.233	226.1
31	Oak Racing	LMP1	Bertrand Baguette	3:38.414	7 / 20	3:38.414	7 / 11	3:37.367	7 / 8			3:37.367	13.580	225.7
32	Pescarolo Team	LMP1	Emmanuel Collard	3:39.656	6 / 19			3:37.485	17 / 18	3:54.583	2 / 3	3:37.485	13.698	225.6
33	JRM	LMP1	Karun Chandhok	3:37.555	5 / 7	3:43.402	3 / 5					3:37.555	13.768	225.5
34	Oak Racing	LMP1	Franck Montagny	3:38.433	9 / 18			3:38.071	4 / 6	3:39.263	4 / 6	3:38.071	14.284	225.0
35	ADR-Delta	LMP2	John Martin	3:42.987	10 / 11	3:57.359	4 / 4	3:53.019	2 / 3	3:38.181	4 / 13	3:38.181	14.394	224.9
36	Oak Racing	LMP2	Olivier Pla	3:40.727	4 / 16	3:40.902	7 / 11	3:38.598	15 / 15	3:40.310	2 / 4	3:38.598	14.811	224.5
37	Pescarolo Team	LMP1	Seiji Ara	3:38.972	6 / 12	3:48.516	5 / 10	3:39.473	7 / 9	3:40.666	3 / 5	3:38.972	15.185	224.1
38	Signatech Nissan	LMP2	Nelson Panciatici	3:41.566	19 / 21	3:42.157	10 / 11	3:39.152	11 / 13	3:44.622	3 / 4	3:39.152	15.365	223.9
39	Thiriet By TDS Racing	LMP2	Mathias Beche	3:41.832	9 / 14	3:39.252	9 / 11	3:41.975	6 / 7	3:41.990	8 / 10	3:39.252	15.465	223.8
40	Rebellion Racing	LMP1	Harold Primat	3:41.146	4 / 9	3:43.454	3 / 4	3:39.665	3 / 5	3:42.568	17 / 18	3:39.665	15.878	223.4
41	Starworks Motorsport	LMP2	Thomas Kimber-Smith	3:39.669	11 / 12	3:40.639	3 / 12	3:41.863	4 / 4	3:40.471	3 / 8	3:39.669	15.882	223.4
42	Pecom Racing	LMP2	Soheil Ayari	3:41.008	11 / 12	3:41.916	5 / 6	3:39.711	7 / 10	3:40.292	5 / 7	3:39.711	15.924	223.3
43	Murphy Prototypes	LMP2	Warren Hughes	3:40.578	18 / 19	3:39.877	5 / 7	3:40.652	10 / 11	3:42.057	4 / 6	3:39.877	16.090	223.1
44	Oak Racing	LMP2	Maxime Martin	3:42.439	10 / 19	3:41.721	8 / 11	3:39.899	11 / 12			3:39.899	16.112	223.1
45	Pecom Racing	LMP2	Pierre Kaffer	3:41.181	9 / 10	3:42.258	6 / 11	3:40.022	6 / 9			3:40.022	16.235	223.0
46	Jota	LMP2	Sam Hancock	3:40.167	18 / 19	3:41.287	5 / 7	3:41.428	7 / 9			3:40.167	16.380	222.9
47	ADR-Delta	LMP2	Jan Charouz	3:41.660	7 / 13	3:41.791	4 / 5	3:40.174	11 / 12	3:46.699	2 / 3	3:40.174	16.387	222.8
48	Status Grand Prix	LMP2	Yelmer Buurman	3:43.554	7 / 10	3:41.451	4 / 10	3:42.518	4 / 8	3:40.280	6 / 8	3:40.280	16.493	222.7
49	Boutsen Ginion Racing	LMP2	Shinji Nakano	3:40.809	15 / 20	3:40.727	5 / 6	3:43.763	8 / 9	3:42.949	12 / 15	3:40.727	16.940	222.3
50	Signatech Nissan	LMP2	Pierre Ragues	3:40.734	4 / 12	5:19.726	2 / 2	3:58.135	10 / 11			3:40.734	16.947	222.3
51	Greaves Motorsport	LMP2	Martin Brundle	3:41.426	9 / 10	3:44.155	3 / 6	3:40.738	10 / 11			3:40.738	16.951	222.2
52	Strakka Racing	LMP1	Nick Leventis	3:40.819	12 / 26	3:52.605	2 / 5	3:44.955	4 / 4	3:43.899	3 / 5	3:40.819	17.032	222.2
53	Oak Racing	LMP2	Matthieu Lahaye	3:40.902	18 / 20	3:44.320	4 / 5			3:44.072	10 / 13	3:40.902	17.115	222.1
54	Greaves Motorsport	LMP2	Alex Brundle	3:43.091	6 / 15	3:42.125	7 / 8	3:41.353	2 / 5	3:52.042	2 / 4	3:41.353	17.566	221.7
55	Murphy Prototypes	LMP2	Brendon Hartley	3:43.079	10 / 17	3:44.997	7 / 8	3:41.483	6 / 7			3:41.483	17.696	221.5
56	Status Grand Prix	LMP2	Alexander Sims	3:43.844	8 / 10	3:44.337	8 / 9	3:55.093	4 / 4	3:41.500	3 / 5	3:41.500	17.713	221.5
57	Oak Racing	LMP2	Bas Leinders	3:43.387	14 / 16	3:45.566	4 / 5			3:41.707	11 / 13	3:41.707	17.920	221.3
58	Greaves Motorsport	LMP2	Lucas Ordoñez	3:41.758	7 / 9	3:44.813	6 / 12	3:43.256	5 / 6	3:43.230	4 / 5	3:41.758	17.971	221.3
59	Level 5 Motorsport	LMP2	Christophe Bouchut	3:41.825	10 / 15	3:42.224	11 / 15					3:41.825	18.038	221.2
60	Thiriet By TDS Racing	LMP2	Christophe Tinseau	3:41.899	9 / 16	3:45.822	3 / 8	3:42.598	8 / 9	3:46.790	2 / 4	3:41.899	18.112	221.1
61	Starworks Motorsport	LMP2	Ryan Dalziel	3:41.953	7 / 8	4:02.386	4 / 5	3:44.221	8 / 9	3:43.222	7 / 7	3:41.953	18.166	221.1



24 HEURES DU MANS

16-17 JUN 2012



FIA WEC

80^e Edition des 24 Heures du Mans

After Qualifying Practice Session 3

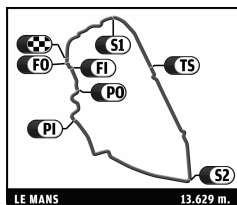
Provisional Classification by Driver Fastest Lap

Nr	Team	Class	Driver	Session 1		Session 2		Session 3		Session 4		Time	Gap	Kph
				Time	Lap	Time	Lap	Time	Lap	Time	Lap			
62	23 Signatech Nissan	LMP2	Franck Mailleux	3:43.648	9 / 10	3:44.495	8 / 10	3:42.581	2 / 6	3:41.982	8 / 11	3:41.982	18.195	221.0
63	26 Signatech Nissan	LMP2	Roman Rusinov	3:42.216	19 / 21					3:46.933	2 / 6	3:42.216	18.429	220.8
64	41 Greaves Motorsport	LMP2	Ricardo Gonzalez	3:42.371	7 / 8	3:47.408	2 / 7	3:43.406	9 / 12	3:42.292	2 / 3	3:42.292	18.505	220.7
65	33 Level 5 Motorsport	LMP2	Luis Diaz	3:42.387	8 / 18	3:52.987	4 / 4			3:42.696	17 / 18	3:42.387	18.600	220.6
66	0 Highcroft Racing	CDNT	Michael Krumm	3:50.236	3 / 4	3:42.612	3 / 3	3:48.142	5 / 7	3:50.903	6 / 8	3:42.612	18.825	220.4
67	48 Murphy Prototypes	LMP2	Jody Firth	3:44.131	11 / 13	3:51.409	7 / 8	3:42.888	4 / 7			3:42.888	19.101	220.1
68	46 Thiriet By TDS Racing	LMP2	Pierre Thiriet	3:43.022	13 / 19	3:44.800	9 / 10	3:43.667	6 / 7	3:47.551	5 / 6	3:43.022	19.235	220.0
69	35 Oak Racing	LMP2	David Heilmann Hansen	3:46.471	14 / 21	3:47.175	3 / 8	3:43.535	8 / 9	3:43.919	9 / 10	3:43.535	19.748	219.5
70	0 Highcroft Racing	CDNT	Satoshi Motoyama	3:43.576	5 / 7					3:54.897	3 / 5	3:43.576	19.789	219.5
71	23 Signatech Nissan	LMP2	Olivier Lombard	3:43.577	16 / 19			3:47.284	10 / 11	3:45.451	5 / 6	3:43.577	19.790	219.5
72	40 Race Performance	LMP2	Michel Frey	3:46.736	11 / 13	3:51.157	6 / 7	3:43.619	9 / 12	3:51.221	2 / 3	3:43.619	19.832	219.4
73	40 Race Performance	LMP2	Ralph Meichtry	3:43.751	6 / 10	3:55.660	3 / 4			3:46.200	8 / 9	3:43.751	19.964	219.3
74	38 Jota	LMP2	Simon Dolan	3:43.800	11 / 13	3:45.891	6 / 8	3:45.237	6 / 7			3:43.800	20.013	219.2
75	45 Boutsen Ginion Racing	LMP2	Jens Petersen	3:45.798	13 / 14	3:50.480	5 / 5	3:44.463	6 / 9			3:44.463	20.676	218.6
76	25 ADR-Delta	LMP2	Tor Graves	3:44.733	8 / 15	3:45.875	8 / 8	3:46.573	2 / 7			3:44.733	20.946	218.3
77	41 Elean Motorsport	LMP2	Elton Julian	3:45.028	3 / 12	3:51.299	4 / 7	3:45.036	3 / 6			3:45.028	21.241	218.0
78	49 Pecom Racing	LMP2	Luis Perez Companc	3:47.084	5 / 8	3:50.177	5 / 6	3:45.105	4 / 4	3:45.949	10 / 15	3:45.105	21.318	218.0
79	38 Jota	LMP2	Haruki Kurosawa	3:47.188	8 / 17	3:50.730	10 / 11	3:45.256	5 / 6			3:45.256	21.469	217.8
80	23 Signatech Nissan	LMP2	Jordan Tresson	3:45.440	11 / 13	3:48.904	7 / 8	3:51.267	5 / 6	3:47.209	9 / 11	3:45.440	21.653	217.6
81	31 Lotus	LMP2	Thomas Holzer	3:47.061	10 / 11	3:48.067	9 / 10			3:45.664	9 / 9	3:45.664	21.877	217.4
82	28 Gulf Racing Middle East	LMP2	Stefan Johansson	3:45.829	6 / 13	3:50.659	4 / 5	3:47.670	3 / 4			3:45.829	22.042	217.3
83	28 Gulf Racing Middle East	LMP2	Ludovic Bodey	3:46.320	6 / 11	3:52.382	5 / 6	3:47.244	2 / 3			3:46.320	22.533	216.8
84	45 Boutsen Ginion Racing	LMP2	Bastien Briere	3:46.718	12 / 13	3:52.151	2 / 4	3:47.492	7 / 8	3:47.815	9 / 9	3:46.718	22.931	216.4
85	16 Pescarolo Team	LMP1	Stuart Hall	3:47.059	10 / 17			4:27.381	2 / 2	3:48.716	13 / 18	3:47.059	23.272	216.1
86	33 Level 5 Motorsport	LMP2	Scott Tucker	3:47.277	11 / 16					3:52.356	4 / 5	3:47.277	23.490	215.9
87	44 Starworks Motorsport	LMP2	Vincente Potolichio	3:52.099	11 / 18	3:59.700	4 / 7	3:47.615	7 / 8	3:52.477	5 / 7	3:47.615	23.828	215.6
88	28 Gulf Racing Middle East	LMP2	Fabien Giroix	3:47.621	11 / 12	3:50.526	4 / 5			4:15.649	2 / 2	3:47.621	23.834	215.6
89	43 Extreme Limit Aric	LMP2	Fabien Rosier	3:48.380	16 / 21	3:51.012	4 / 8	3:53.560	3 / 8	3:48.025	2 / 13	3:48.025	24.238	215.2
90	40 Race Performance	LMP2	Jonathan Hirschi	3:51.946	18 / 19	3:48.124	13 / 13			3:50.627	2 / 6	3:48.124	24.337	215.1
91	0 Highcroft Racing	CDNT	Marino Franchitti	3:50.567	14 / 15			3:48.926	4 / 10	3:57.968	3 / 5	3:48.926	25.139	214.3
92	24 Oak Racing	LMP2	Jacques Nicolet	3:48.937	10 / 16	3:54.339	10 / 12	3:48.985	6 / 7			3:48.937	25.150	214.3
93	30 Status Grand Prix	LMP2	Romain Ianneta	3:49.768	21 / 24	3:56.138	8 / 9			3:51.596	5 / 6	3:49.768	25.981	213.5
94	29 Gulf Racing Middle East	LMP2	Jean-Denis Deletraz	3:50.666	10 / 11	4:14.086	4 / 5					3:50.666	26.879	212.7
95	31 Lotus	LMP2	Luca Moro	3:52.003	8 / 21	3:57.310	3 / 5			3:56.139	4 / 9	3:52.003	28.216	211.5
96	29 Gulf Racing Middle East	LMP2	Marc Rostan	3:53.700	11 / 12					3:58.895	3 / 5	3:53.700	29.913	209.9
97	41 Greaves Motorsport	LMP2	Christian Zugel	3:54.828	21 / 24	4:08.874	4 / 5	3:54.606	4 / 5			3:54.606	30.819	209.1
98	31 Lotus	LMP2	Mirco Schultis	3:55.112	10 / 14	4:03.181	6 / 11			4:06.340	4 / 6	3:55.112	31.325	208.7
99	59 Luxury Racing	LMGTE Pro	Frédéric Makowiecki	3:59.163	6 / 7	3:56.076	4 / 5	3:55.393	3 / 7			3:55.393	31.606	208.4
100	97 Aston Martin Racing	LMGTE Pro	Darren Turner	3:57.036	12 / 19	4:00.788	3 / 5	3:55.870	6 / 8	3:56.036	4 / 5	3:55.870	32.083	208.0
101	74 Corvette Racing	LMGTE Pro	Oliver Gavin	3:57.508	12 / 13	3:55.910	3 / 7			3:57.981	2 / 9	3:55.910	32.123	208.0
102	71 AF Corse	LMGTE Pro	Olivier Beretta	3:59.135	6 / 20	3:57.509	6 / 9	4:01.271	3 / 7	3:56.484	6 / 9	3:56.484	32.697	207.5
103	97 Aston Martin Racing	LMGTE Pro	Stefan Mücke	3:59.761	5 / 12	3:57.466	9 / 10	3:56.924	5 / 6			3:56.924	33.137	207.1
104	73 Corvette Racing	LMGTE Pro	Jan Magnussen	4:00.452	9 / 11	3:57.181	7 / 10	3:59.433	5 / 10	4:01.023	5 / 5	3:57.181	33.394	206.9
105	59 Luxury Racing	LMGTE Pro	Jaime Melo	3:57.478	8 / 9	4:02.073	2 / 5	3:58.348	2 / 3			3:57.478	33.691	206.6
106	79 Flying Lizard Motorsports	LMGTE Am	Patrick Pilet	3:58.267	15 / 16	3:57.594	4 / 7					3:57.594	33.807	206.5
107	77 Team Felbermayr-Proton	LMGTE Pro	Marc Lieb	3:58.543	19 / 20	3:57.648	4 / 9	3:57.606	8 / 10			3:57.606	33.819	206.5
108	51 AF Corse	LMGTE Pro	Gianmaria Bruni	3:57.735	3 / 4							3:57.735	33.948	206.4
109	43 Extreme Limit Aric	LMP2	Philippe Thirion	3:59.709	8 / 9	4:01.588	4 / 8	3:57.859	8 / 9			3:57.859	34.072	206.3
110	71 AF Corse	LMGTE Pro	Giancarlo Fisichella							3:57.933	5 / 6	3:57.933	34.146	206.2
111	75 Prospeed Competition	LMGTE Am	Sean Edwards	4:01.721	7 / 8	3:58.035	12 / 12			3:59.739	5 / 5	3:58.035	34.248	206.1
112	43 Extreme Limit Aric	LMP2	Philippe Haeszbroeck	3:58.117	5 / 9	4:04.961	6 / 6	3:58.451	2 / 4			3:58.117	34.330	206.1
113	51 AF Corse	LMGTE Pro	Toni Vilander	3:58.136	12 / 25					4:00.025	8 / 8	3:58.136	34.349	206.0
114	74 Corvette Racing	LMGTE Pro	Tommy Milner	4:01.167	12 / 14	3:58.363	18 / 19	3:58.214	4 / 15			3:58.214	34.427	206.0
115	74 Corvette Racing	LMGTE Pro	Richard Westbrook	3:58.604	19 / 24			3:59.553	7 / 10	3:58.669	14 / 15	3:58.604	34.817	205.6
116	59 Luxury Racing	LMGTE Pro	Dominik Farnbacher	4:02.266	5 / 7	4:03.408	4 / 5	4:00.916	5 / 6	3:58.647	2 / 4	3:58.647	34.860	205.6
117	80 Flying Lizard Motorsports	LMGTE Pro	Jörg Bergmeister	3:58.930	13 / 21	3:58.717	2 / 5	4:08.505	2 / 2	3:59.372	7 / 8	3:58.717	34.930	205.5
118	99 Aston Martin Racing	LMGTE Am	Allan Simonsen	3:58.753	3 / 16	3:58.725	6 / 6	6:05.158	1 / 1			3:58.725	34.938	205.5
119	58 Luxury Racing	LMGTE Am	Gunnar Jeannette	4:03.215	3 / 8	4:00.849	5 / 6	3:58.800	5 / 6			3:58.800	35.013	205.5
120	77 Team Felbermayr-Proton	LMGTE Pro	Richard Lietz	3:58.901	7 / 8	4:00.296	4 / 5	3:59.492	8 / 9			3:58.901	35.114	205.4
121	71 AF Corse	LMGTE Pro	Marco Cioci	4:06.118	6 / 7	4:10.034	3 / 5	3:58.960	8 / 10	3:59.899	4 / 5	3:58.960	35.173	205.3
122	88 Team Felbermayr-Proton	LMGTE Am	Paolo Ruberti	4:00.834	10 / 14	3:59.529	4 / 9	3:59.181	3 / 5	3:59.971	3 / 5	3:59.181	35.394	205.1
123	50 Larbre Competition	LMGTE Am	Pedro Lamy	3:59.186	14 / 17	3:59.192	7 / 10	4:08.442	3 / 4			3:59.186	35.399	205.1
124	80 Flying Lizard Motorsports	LMGTE Pro	Marco Holzer	3:59.285	7 / 8	3:59.343	4 / 5	4:00.011	8 / 9			3:59.285	35.498	205.0
125	71 AF Corse	LMGTE Pro	Andrea Bertolini	3:59.592	19 / 21	4:06.020	5 / 7	3:59.437	9 / 10	4:01.841	4 / 5	3:59.437	35.650	204.9
126	73 Corvette Racing	LMGTE Pro	Antonio Garcia	3:59.480	9 / 12					3:59.471	5 / 10	3:59.471	35.684	204.9



24 HEURES DU MANS

16-17 JUN 2012



FIA WEC

80^e Edition des 24 Heures du Mans
After Qualifying Practice Session 3

Provisional Classification by Driver Fastest Lap

Nr	Team	Class	Driver	Session 1		Session 2		Session 3		Session 4		Time	Gap	Kph
				Time	Lap	Time	Lap	Time	Lap	Time	Lap			
127	77 Team Felbermayr-Proton	LMGTE Pro	Wolf Henzler	3:59.560	10 / 13	4:01.365	3 / 5	3:59.787	3 / 6	4:19.147	7 / 8	3:59.560	35.773	204.8
128	66 JMW Motorsport	LMGTE Pro	Jonny Cocker	4:00.231	12 / 13	4:00.883	5 / 7	3:59.638	4 / 5			3:59.638	35.851	204.7
129	51 AF Corse	LMGTE Pro	Giancarlo Fisichella	3:59.947	2 / 2							3:59.947	36.160	204.5
130	71 AF Corse	LMGTE Pro	Gianmaria Bruni			4:00.028	3 / 4					4:00.028	36.241	204.4
131	79 Flying Lizard Motorsports	LMGTE Am	Spencer Pumpelly	4:00.231	19 / 19	4:01.401	5 / 9			4:03.420	5 / 8	4:00.231	36.444	204.2
132	81 AF Corse	LMGTE Am	Matt Griffin	4:01.985	10 / 12	4:06.465	4 / 10	4:00.288	8 / 10	4:07.422	8 / 8	4:00.288	36.501	204.2
133	67 Imsa Performance Matmut	LMGTE Am	Nicolas Armindo	4:00.800	13 / 17	4:00.332	9 / 10	4:00.829	3 / 6	4:10.039	2 / 4	4:00.332	36.545	204.2
134	29 Gulf Racing Middle East	LMP2	Keiko Ihara	4:05.125	6 / 6	4:31.752	2 / 2			4:00.445	6 / 7	4:00.445	36.658	204.1
135	80 Flying Lizard Motorsports	LMGTE Pro	Patrick Long	4:00.673	2 / 14	4:01.589	10 / 11			4:01.123	4 / 8	4:00.673	36.886	203.9
136	61 AF Corse-Waltrip	LMGTE Am	Rui Aguas	4:05.952	4 / 5	4:04.861	4 / 7	4:00.691	8 / 11	4:08.217	5 / 6	4:00.691	36.904	203.8
137	99 Aston Martin Racing	LMGTE Am	Christoffer Nygaard	4:02.797	3 / 7	4:00.753	8 / 9	4:00.958	10 / 11			4:00.753	36.966	203.8
138	99 Aston Martin Racing	LMGTE Am	Kristian Poulsen	4:00.758	14 / 16	4:04.535	8 / 9	4:02.757	3 / 5			4:00.758	36.971	203.8
139	81 AF Corse	LMGTE Am	Nicola Codei	4:02.793	18 / 24	4:04.493	6 / 8	4:02.638	3 / 5	4:00.924	2 / 6	4:00.924	37.137	203.7
140	97 Aston Martin Racing	LMGTE Pro	Adrian Fernandez	4:01.660	7 / 10	4:03.913	3 / 5	4:01.007	8 / 11	4:04.881	12 / 14	4:01.007	37.220	203.6
141	50 Larbre Competition	LMGTE Am	Julien Canal	4:01.402	13 / 14	4:12.876	3 / 6			4:13.459	3 / 4	4:01.402	37.615	203.2
142	73 Corvette Racing	LMGTE Pro	Jordan Taylor	4:01.402	15 / 23	4:10.738	3 / 9	4:01.802	12 / 14	4:03.901	5 / 9	4:01.802	38.015	202.9
143	57 Krohn Racing	LMGTE Am	Michele Rugolo			4:12.459	3 / 5	4:04.075	3 / 4	4:02.323	4 / 11	4:02.323	38.536	202.5
144	83 JMB Racing	LMGTE Am	Manuel Rodrigues	4:12.921	2 / 17	4:28.846	3 / 5	4:02.461	6 / 4	4:20.082	2 / 2	4:02.461	38.674	202.4
145	75 Prospeed Competition	LMGTE Am	Abdulaziz Alfaisal	4:02.702	16 / 17	4:04.042	5 / 6			4:05.622	6 / 10	4:02.702	38.915	202.2
146	83 JMB Racing	LMGTE Am	Alain Ferte	4:02.931	9 / 10	4:04.416	7 / 10	4:03.675	3 / 10	4:21.869	2 / 3	4:02.931	39.144	202.0
147	70 Larbre Competition	LMGTE Am	Jean-Philippe Belloc	4:07.566	6 / 10	4:03.021	5 / 9	4:02.969	8 / 12	4:09.709	5 / 7	4:02.969	39.182	201.9
148	67 Imsa Performance Matmut	LMGTE Am	Raymond Narac	4:04.104	9 / 13	4:03.984	4 / 9	4:03.247	6 / 7	4:07.180	2 / 3	4:03.247	39.460	201.7
149	66 JMW Motorsport	LMGTE Pro	James Walker	4:25.041	2 / 2	4:03.266	4 / 7	4:08.806	4 / 5			4:03.266	39.479	201.7
150	55 JWA-Avila	LMGTE Am	Joël Camathias	4:05.977	8 / 9	4:08.170	6 / 7	4:03.661	7 / 8	4:08.075	3 / 5	4:03.661	39.874	201.4
151	55 JWA-Avila	LMGTE Am	Markus Palttala	4:10.423	9 / 9	4:11.189	3 / 3	4:07.134	5 / 8	4:03.705	8 / 9	4:03.705	39.918	201.3
152	58 Luxury Racing	LMGTE Am	Pierre Ehret	4:03.734	8 / 14	4:06.820	5 / 7	4:05.715	3 / 8			4:03.734	39.947	201.3
153	61 AF Corse-Waltrip	LMGTE Am	Brian Vickers	4:08.563	11 / 19	4:21.032	2 / 8	4:03.773	7 / 8	4:18.743	2 / 4	4:03.773	39.986	201.3
154	88 Team Felbermayr-Proton	LMGTE Am	Gianluca Roda	4:05.906	15 / 16	4:06.915	12 / 12	4:03.956	9 / 10	4:07.581	6 / 7	4:03.956	40.169	201.1
155	58 Luxury Racing	LMGTE Am	Franck Montecalvo	4:04.167	14 / 15	4:30.874	4 / 5	4:05.104	9 / 11			4:04.167	40.380	200.9
156	50 Larbre Competition	LMGTE Am	Patrick Bornhauser	4:04.430	7 / 13	4:10.476	6 / 7	4:05.426	4 / 7			4:04.430	40.643	200.7
157	57 Krohn Racing	LMGTE Am	Niclas Jonsson			4:04.698	11 / 13					4:04.698	40.911	200.5
158	81 AF Corse	LMGTE Am	Piergiuseppe Perazzini	4:06.156	11 / 12	4:12.138	7 / 7	4:08.103	3 / 5	4:10.189	8 / 9	4:06.156	42.369	199.3
159	88 Team Felbermayr-Proton	LMGTE Am	Christian Ried	4:06.558	9 / 17	4:09.114	3 / 5	4:08.980	4 / 6			4:06.558	42.771	199.0
160	57 Krohn Racing	LMGTE Am	Tracy Krohn	4:06.849	20 / 33	4:25.842	2 / 5	4:06.590	17 / 18	4:11.898	3 / 5	4:06.590	42.803	199.0
161	79 Flying Lizard Motorsports	LMGTE Am	Seth Neiman	4:08.466	7 / 11	4:13.339	4 / 5	4:09.762	10 / 17			4:08.466	44.679	197.5
162	75 Prospeed Competition	LMGTE Am	Bret Curtis	4:08.525	14 / 16	4:08.885	4 / 5	9:51.593	2 / 2	4:11.878	3 / 4	4:08.525	44.738	197.4
163	67 Imsa Performance Matmut	LMGTE Am	Anthony Pons	4:08.638	17 / 20	4:09.815	7 / 8	4:09.820	10 / 11	7:40.679	1 / 2	4:08.638	44.851	197.3
164	66 JMW Motorsport	LMGTE Pro	Roger Wills	4:09.110	5 / 6	4:17.507	3 / 5			4:10.192	3 / 6	4:09.110	45.323	197.0
165	70 Larbre Competition	LMGTE Am	Christophe Bourret	4:10.144	8 / 14	4:23.253	4 / 6	4:14.030	4 / 11			4:10.144	46.357	196.1
166	83 JMB Racing	LMGTE Am	Philippe Illiano	4:11.222	11 / 20	4:24.670	2 / 9	4:10.442	9 / 10			4:10.442	46.655	195.9
167	55 JWA-Avila	LMGTE Am	Paul Daniels	12:11.423	1 / 2	4:20.958	5 / 7	4:13.448	4 / 6	4:28.038	2 / 3	4:13.448	49.661	193.6
168	61 AF Corse-Waltrip	LMGTE Am	Robert Kauffman	4:15.445	6 / 14	4:22.513	4 / 5	4:16.574	3 / 7	4:23.930	9 / 10	4:15.445	51.658	192.1
169	70 Larbre Competition	LMGTE Am	Pascal Gibon	4:16.494	5 / 17	4:31.471	2 / 7					4:16.494	52.707	191.3
170	16 Pescarolo Team	LMP1	Jean-Christophe Bouillon	6:43.186	1 / 1							6:43.186	319.399	121.7
171	71 AF Corse	LMGTE Pro	Toni Vilander											

Published at:

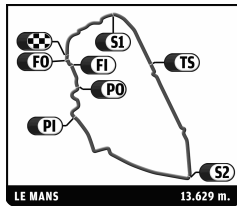
Race Director: Eduardo Freitas

Timekeeper: Christian Crucifix



24 HEURES DU MANS

16-17 JUN 2012



FIA WEC

80^e Edition des 24 Heures du Mans
After Qualifying Practice Session 3

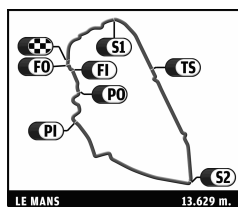
Provisional Classification by Driver And Class Fastest Lap

Nr	Team	Car	Class	Driver	Time	Laps	Gap	Kph	Session
LMP1									
1	1 Audi Sport Team Joest	Audi R18 e-tron quattro	LMP1	André Lotterer	3:23.787	37		240.8	Qualifying Practice Session
2	3 Audi Sport Team Joest	Audi R18 Ultra	LMP1	Loic Duval	3:24.078	46	0.291	240.4	Qualifying Practice Session
3	8 Toyota Racing	Toyota TS 030 - Hybrid	LMP1	Anthony Davidson	3:24.842	43	1.055	239.5	Qualifying Practice Session
4	2 Audi Sport Team Joest	Audi R18 e-tron quattro	LMP1	Tom Kristensen	3:25.433	36	1.646	238.8	Qualifying Practice Session
5	7 Toyota Racing	Toyota TS 030 - Hybrid	LMP1	Kazuki Nakajima	3:25.488	54	1.701	238.8	Qualifying Practice Session
6	3 Audi Sport Team Joest	Audi R18 Ultra	LMP1	Romain Dumas	3:25.719	50	1.932	238.5	Qualifying Practice Session
7	2 Audi Sport Team Joest	Audi R18 e-tron quattro	LMP1	Allan McNish	3:26.038	44	2.251	238.1	Qualifying Practice Session
8	1 Audi Sport Team Joest	Audi R18 e-tron quattro	LMP1	Marcel Fässler	3:26.396	50	2.609	237.7	Qualifying Practice Session
9	4 Audi Sport North America	Audi R18 Ultra	LMP1	Marco Bonanomi	3:26.420	39	2.633	237.7	Qualifying Practice Session
10	7 Toyota Racing	Toyota TS 030 - Hybrid	LMP1	Nicolas Lapierre	3:26.502	44	2.715	237.6	Qualifying Practice Session
11	4 Audi Sport North America	Audi R18 Ultra	LMP1	Oliver Jarvis	3:26.600	55	2.813	237.5	Qualifying Practice Session
12	1 Audi Sport Team Joest	Audi R18 e-tron quattro	LMP1	Benoit Treliuyer	3:26.721	50	2.934	237.3	Qualifying Practice Session
13	3 Audi Sport Team Joest	Audi R18 Ultra	LMP1	Marc Gené	3:27.494	47	3.707	236.5	Free Practice
14	4 Audi Sport North America	Audi R18 Ultra	LMP1	Mike Rockenfeller	3:27.554	52	3.767	236.4	Qualifying Practice Session
15	2 Audi Sport Team Joest	Audi R18 e-tron quattro	LMP1	Dindo Capello	3:27.582	52	3.795	236.4	Free Practice
16	8 Toyota Racing	Toyota TS 030 - Hybrid	LMP1	Stéphane Sarrazin	3:28.234	23	4.447	235.6	Qualifying Practice Session
17	7 Toyota Racing	Toyota TS 030 - Hybrid	LMP1	Alexander Wurz	3:28.459	29	4.672	235.4	Free Practice
18	8 Toyota Racing	Toyota TS 030 - Hybrid	LMP1	Sébastien Buemi	3:28.878	16	5.091	234.9	Qualifying Practice Session
19	21 Strakka Racing	HPD ARX 03a - Honda	LMP1	Danny Watts	3:29.622	30	5.835	234.1	Qualifying Practice Session
20	12 Rebellion Racing	Lola B12/60 Coupe - Toyota	LMP1	Neel Jani	3:29.837	50	6.050	233.8	Qualifying Practice Session
21	13 Rebellion Racing	Lola B12/60 Coupe - Toyota	LMP1	Andrea Belicchi	3:31.866	36	8.079	231.6	Qualifying Practice Session
22	12 Rebellion Racing	Lola B12/60 Coupe - Toyota	LMP1	Nicolas Prost	3:33.062	42	9.275	230.3	Qualifying Practice Session
23	17 Pescarolo Team	Dome - Judd	LMP1	Sébastien Bourdais	3:33.066	43	9.279	230.3	Qualifying Practice Session
24	21 Strakka Racing	HPD ARX 03a - Honda	LMP1	Jonny Kane	3:33.651	44	9.864	229.6	Qualifying Practice Session
25	22 JRM	HPD ARX 03a - Honda	LMP1	David Brabham	3:34.641	28	10.854	228.6	Free Practice
26	17 Pescarolo Team	Dome - Judd	LMP1	Nicolas Minassian	3:34.925	25	11.138	228.3	Qualifying Practice Session
27	22 JRM	HPD ARX 03a - Honda	LMP1	Peter Dumbreck	3:35.421	22	11.634	227.8	Qualifying Practice Session
28	15 Oak Racing	Oak Pescarolo - Judd	LMP1	Dominik Kraihamer	3:35.584	42	11.797	227.6	Qualifying Practice Session
29	12 Rebellion Racing	Lola B12/60 Coupe - Toyota	LMP1	Nick Heidfeld	3:35.689	35	11.902	227.5	Free Practice
30	13 Rebellion Racing	Lola B12/60 Coupe - Toyota	LMP1	Jeroen Bleekemolen	3:37.020	28	13.233	226.1	Free Practice
31	15 Oak Racing	Oak Pescarolo - Judd	LMP1	Bertrand Baguette	3:37.367	39	13.580	225.7	Qualifying Practice Session
32	16 Pescarolo Team	Pescarolo 03 - Judd	LMP1	Emmanuel Collard	3:37.485	40	13.698	225.6	Qualifying Practice Session
33	22 JRM	HPD ARX 03a - Honda	LMP1	Karun Chandhok	3:37.555	12	13.768	225.5	Free Practice
34	15 Oak Racing	Oak Pescarolo - Judd	LMP1	Franck Montagny	3:38.071	30	14.284	225.0	Qualifying Practice Session
35	17 Pescarolo Team	Dome - Judd	LMP1	Seiji Ara	3:38.972	36	15.185	224.1	Free Practice
36	13 Rebellion Racing	Lola B12/60 Coupe - Toyota	LMP1	Harold Primat	3:39.665	36	15.878	223.4	Qualifying Practice Session
37	21 Strakka Racing	HPD ARX 03a - Honda	LMP1	Nick Leventis	3:40.819	40	17.032	222.2	Free Practice
38	16 Pescarolo Team	Pescarolo 03 - Judd	LMP1	Stuart Hall	3:47.059	37	23.272	216.1	Free Practice
39	16 Pescarolo Team	Pescarolo 03 - Judd	LMP1	Jean-Christophe Boullion	6:43.186	1	3:19.399	121.7	Free Practice
LMP2									
1	25 ADR-Delta	Oreca 03 - Nissan	LMP2	John Martin	3:38.181	31		224.9	Qualifying Practice Session
2	24 Oak Racing	Morgan - Judd	LMP2	Olivier Pla	3:38.598	46	0.417	224.5	Qualifying Practice Session
3	26 Signatech Nissan	Oreca 03 - Nissan	LMP2	Nelson Panciatici	3:39.152	49	0.971	223.9	Qualifying Practice Session
4	46 Thiriet By TDS Racing	Oreca 03 - Nissan	LMP2	Mathias Beche	3:39.252	42	1.071	223.8	Qualifying Practice Session
5	44 Starworks Motorsport	HPD ARX 03b - Honda	LMP2	Thomas Kimber-Smith	3:39.669	36	1.488	223.4	Free Practice
6	49 Pecom Racing	Oreca 03 - Nissan	LMP2	Soheil Ayari	3:39.711	35	1.530	223.3	Qualifying Practice Session
7	48 Murphy Prototypes	Oreca 03 - Nissan	LMP2	Warren Hughes	3:39.877	43	1.696	223.1	Qualifying Practice Session
8	35 Oak Racing	Morgan - Nissan	LMP2	Maxime Martin	3:39.899	42	1.718	223.1	Qualifying Practice Session
9	49 Pecom Racing	Oreca 03 - Nissan	LMP2	Pierre Kaffer	3:40.022	30	1.841	223.0	Qualifying Practice Session
10	38 Jota	Zytek Z11SN - Nissan	LMP2	Sam Hancock	3:40.167	35	1.986	222.9	Free Practice
11	25 ADR-Delta	Oreca 03 - Nissan	LMP2	Jan Charouz	3:40.174	33	1.993	222.8	Qualifying Practice Session
12	30 Status Grand Prix	Lola - Judd	LMP2	Yelmer Buurman	3:40.280	36	2.099	222.7	Qualifying Practice Session
13	45 Boutsen Ginion Racing	Oreca 03 - Nissan	LMP2	Shinji Nakano	3:40.727	50	2.546	222.3	Qualifying Practice Session
14	26 Signatech Nissan	Oreca 03 - Nissan	LMP2	Pierre Ragues	3:40.734	25	2.553	222.3	Free Practice
15	42 Greaves Motorsport	Zytek Z11SN - Nissan	LMP2	Martin Brundle	3:40.738	27	2.557	222.3	Qualifying Practice Session
16	24 Oak Racing	Morgan - Judd	LMP2	Matthieu Lahaye	3:40.902	38	2.721	222.1	Free Practice
17	42 Greaves Motorsport	Zytek Z11SN - Nissan	LMP2	Alex Brundle	3:41.353	32	3.172	221.7	Qualifying Practice Session
18	48 Murphy Prototypes	Oreca 03 - Nissan	LMP2	Brendon Hartley	3:41.483	32	3.302	221.5	Qualifying Practice Session
19	30 Status Grand Prix	Lola - Judd	LMP2	Alexander Sims	3:41.500	28	3.319	221.5	Qualifying Practice Session
20	35 Oak Racing	Morgan - Nissan	LMP2	Bas Leinders	3:41.707	34	3.526	221.3	Qualifying Practice Session



24 HEURES DU MANS

16-17 JUN 2012



FIA WEC

80^e Edition des 24 Heures du Mans
After Qualifying Practice Session 3

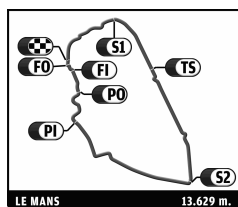
Provisional Classification by Driver And Class Fastest Lap

Nr	Team	Car	Class	Driver	Time	Laps	Gap	Kph	Session
21	42 Greaves Motorsport	Zytek Z11SN - Nissan	LMP2	Lucas Ordoñez	3:41.758	32	3.577	221.3	Free Practice
22	33 Level 5 Motorsport	HPD ARX 03b - Honda	LMP2	Christophe Bouchut	3:41.825	30	3.644	221.2	Free Practice
23	46 Thiriet By TDS Racing	Oreca 03 - Nissan	LMP2	Christophe Tinseau	3:41.899	37	3.718	221.1	Free Practice
24	44 Starworks Motorsport	HPD ARX 03b - Honda	LMP2	Ryan Dalziel	3:41.953	29	3.772	221.1	Free Practice
25	23 Signatech Nissan	Oreca 03 - Nissan	LMP2	Franck Mailleux	3:41.982	37	3.801	221.0	Qualifying Practice Session
26	26 Signatech Nissan	Oreca 03 - Nissan	LMP2	Roman Rusinov	3:42.216	27	4.035	220.8	Free Practice
27	41 Greaves Motorsport	Zytek Z11SN - Nissan	LMP2	Ricardo Gonzalez	3:42.292	30	4.111	220.7	Qualifying Practice Session
28	33 Level 5 Motorsport	HPD ARX 03b - Honda	LMP2	Luis Diaz	3:42.387	40	4.206	220.6	Free Practice
29	48 Murphy Prototypes	Oreca 03 - Nissan	LMP2	Jody Firth	3:42.888	28	4.707	220.1	Qualifying Practice Session
30	46 Thiriet By TDS Racing	Oreca 03 - Nissan	LMP2	Pierre Thiriet	3:43.022	42	4.841	220.0	Free Practice
31	35 Oak Racing	Morgan - Nissan	LMP2	David Heinemeier Hansson	3:43.535	48	5.354	219.5	Qualifying Practice Session
32	23 Signatech Nissan	Oreca 03 - Nissan	LMP2	Olivier Lombard	3:43.577	36	5.396	219.5	Free Practice
33	40 Race Performance	Oreca 03 - Judd	LMP2	Michel Frey	3:43.619	35	5.438	219.4	Qualifying Practice Session
34	40 Race Performance	Oreca 03 - Judd	LMP2	Ralph Meichtry	3:43.751	23	5.570	219.3	Free Practice
35	38 Jota	Zytek Z11SN - Nissan	LMP2	Simon Dolan	3:43.800	28	5.619	219.2	Free Practice
36	45 Boutsen Ginion Racing	Oreca 03 - Nissan	LMP2	Jens Petersen	3:44.463	28	6.282	218.6	Qualifying Practice Session
37	25 ADR-Delta	Oreca 03 - Nissan	LMP2	Tor Graves	3:44.733	30	6.552	218.3	Free Practice
38	41 Greaves Motorsport	Zytek Z11SN - Nissan	LMP2	Elton Julian	3:45.028	25	6.847	218.0	Free Practice
39	49 Pecom Racing	Oreca 03 - Nissan	LMP2	Luis Perez Companc	3:45.105	33	6.924	218.0	Qualifying Practice Session
40	38 Jota	Zytek Z11SN - Nissan	LMP2	Haruki Kurosawa	3:45.256	34	7.075	217.8	Qualifying Practice Session
41	23 Signatech Nissan	Oreca 03 - Nissan	LMP2	Jordan Tresson	3:45.440	38	7.259	217.6	Free Practice
42	31 Lotus	Lola B12/80 Coupe - Lotus	LMP2	Thomas Holzer	3:45.664	30	7.483	217.4	Qualifying Practice Session
43	28 Gulf Racing Middle East	Lola B12/80 Coupe - Nissan	LMP2	Stefan Johansson	3:45.829	22	7.648	217.3	Free Practice
44	28 Gulf Racing Middle East	Lola B12/80 Coupe - Nissan	LMP2	Ludovic Badey	3:46.320	20	8.139	216.8	Free Practice
45	45 Boutsen Ginion Racing	Oreca 03 - Nissan	LMP2	Bastien Briere	3:46.718	34	8.537	216.4	Free Practice
46	33 Level 5 Motorsport	HPD ARX 03b - Honda	LMP2	Scott Tucker	3:47.277	21	9.096	215.9	Free Practice
47	44 Starworks Motorsport	HPD ARX 03b - Honda	LMP2	Vincente Potolicchio	3:47.615	40	9.434	215.6	Qualifying Practice Session
48	28 Gulf Racing Middle East	Lola B12/80 Coupe - Nissan	LMP2	Fabien Giroix	3:47.621	19	9.440	215.6	Free Practice
49	43 Extreme Limit Aric	Norma MP 2000 - Judd	LMP2	Fabien Rosier	3:48.025	50	9.844	215.2	Qualifying Practice Session
50	40 Race Performance	Oreca 03 - Judd	LMP2	Jonathan Hirschi	3:48.124	38	9.943	215.1	Qualifying Practice Session
51	24 Oak Racing	Morgan - Judd	LMP2	Jacques Nicolet	3:48.937	35	10.756	214.3	Free Practice
52	30 Status Grand Prix	Lola - Judd	LMP2	Romain Iannetta	3:49.768	39	11.587	213.5	Free Practice
53	29 Gulf Racing Middle East	Lola B12/80 Coupe - Nissan	LMP2	Jean-Denis Deletraz	3:50.666	16	12.485	212.7	Free Practice
54	31 Lotus	Lola B12/80 Coupe - Lotus	LMP2	Luca Moro	3:52.003	35	13.822	211.5	Free Practice
55	29 Gulf Racing Middle East	Lola B12/80 Coupe - Nissan	LMP2	Marc Rostan	3:53.700	17	15.519	209.9	Free Practice
56	41 Greaves Motorsport	Zytek Z11SN - Nissan	LMP2	Christian Zugel	3:54.606	34	16.425	209.1	Qualifying Practice Session
57	31 Lotus	Lola B12/80 Coupe - Lotus	LMP2	Mirco Schultis	3:55.112	31	16.931	208.7	Free Practice
58	43 Extreme Limit Aric	Norma MP 2000 - Judd	LMP2	Philippe Thirion	3:57.859	26	19.678	206.3	Qualifying Practice Session
59	43 Extreme Limit Aric	Norma MP 2000 - Judd	LMP2	Philippe Haезbrouck	3:58.117	19	19.936	206.1	Free Practice
60	29 Gulf Racing Middle East	Lola B12/80 Coupe - Nissan	LMP2	Keiko Ihara	4:00.445	15	22.264	204.1	Qualifying Practice Session
LMGTE Pro									
1	59 Luxury Racing	Ferrari 458 Italia	LMGTE Pro	Frédéric Makowiecki	3:55.393	19		208.4	Qualifying Practice Session
2	97 Aston Martin Racing	Aston Martin Vantage V8	LMGTE Pro	Darren Turner	3:55.870	37	0.477	208.0	Qualifying Practice Session
3	74 Corvette Racing	Chevrolet Corvette C6 ZR1	LMGTE Pro	Oliver Gavin	3:55.910	29	0.517	208.0	Qualifying Practice Session
4	71 AF Corse	Ferrari 458 Italia	LMGTE Pro	Olivier Beretta	3:56.484	45	1.091	207.5	Qualifying Practice Session
5	97 Aston Martin Racing	Aston Martin Vantage V8	LMGTE Pro	Stefan Mücke	3:56.924	28	1.531	207.1	Qualifying Practice Session
6	73 Corvette Racing	Chevrolet Corvette C6 ZR1	LMGTE Pro	Jan Magnussen	3:57.181	36	1.788	206.9	Qualifying Practice Session
7	59 Luxury Racing	Ferrari 458 Italia	LMGTE Pro	Jaime Melo	3:57.478	17	2.085	206.6	Free Practice
8	77 Team Felbermayr-Proton	Porsche 911 RSR (997)	LMGTE Pro	Marc Lieb	3:57.606	39	2.213	206.5	Qualifying Practice Session
9	51 AF Corse	Ferrari 458 Italia	LMGTE Pro	Gianmaria Bruni	3:57.735	4	2.342	206.4	Free Practice
10	71 AF Corse	Ferrari 458 Italia	LMGTE Pro	Giancarlo Fisichella	3:57.933	6	2.540	206.2	Qualifying Practice Session
11	51 AF Corse	Ferrari 458 Italia	LMGTE Pro	Toni Vilander	3:58.136	33	2.743	206.0	Free Practice
12	74 Corvette Racing	Chevrolet Corvette C6 ZR1	LMGTE Pro	Tommy Milner	3:58.214	48	2.821	206.0	Qualifying Practice Session
13	74 Corvette Racing	Chevrolet Corvette C6 ZR1	LMGTE Pro	Richard Westbrook	3:58.604	49	3.211	205.6	Free Practice
14	59 Luxury Racing	Ferrari 458 Italia	LMGTE Pro	Dominik Farnbacher	3:58.647	22	3.254	205.6	Qualifying Practice Session
15	80 Flying Lizard Motorsports	Porsche 911 RSR (997)	LMGTE Pro	Jörg Bergmeister	3:58.717	36	3.324	205.5	Qualifying Practice Session
16	77 Team Felbermayr-Proton	Porsche 911 RSR (997)	LMGTE Pro	Richard Lietz	3:58.901	22	3.508	205.4	Free Practice
17	71 AF Corse	Ferrari 458 Italia	LMGTE Pro	Marco Cioci	3:58.960	27	3.567	205.3	Qualifying Practice Session
18	80 Flying Lizard Motorsports	Porsche 911 RSR (997)	LMGTE Pro	Marco Holzer	3:59.285	22	3.892	205.0	Free Practice
19	71 AF Corse	Ferrari 458 Italia	LMGTE Pro	Andrea Bertolini	3:59.437	43	4.044	204.9	Qualifying Practice Session
20	73 Corvette Racing	Chevrolet Corvette C6 ZR1	LMGTE Pro	Antonio Garcia	3:59.471	22	4.078	204.9	Qualifying Practice Session



24 HEURES DU MANS

16-17 JUN 2012



FIA WEC

80^e Edition des 24 Heures du Mans
After Qualifying Practice Session 3

Provisional Classification by Driver And Class Fastest Lap

Nr	Team	Car	Class	Driver	Time	Laps	Gap	Kph	Session
21	77 Team Felbermayr-Proton	Porsche 911 RSR (997)	LMGTE Pro	Wolf Henzler	3:59.560	32	4.167	204.8	Free Practice
22	66 JMW Motorsport	Ferrari 458 Italia	LMGTE Pro	Jonny Cocker	3:59.638	25	4.245	204.7	Qualifying Practice Session
23	51 AF Corse	Ferrari 458 Italia	LMGTE Pro	Giancarlo Fisichella	3:59.947	2	4.554	204.5	Free Practice
24	71 AF Corse	Ferrari 458 Italia	LMGTE Pro	Gianmaria Bruni	4:00.028	4	4.635	204.4	Qualifying Practice Session
25	80 Flying Lizard Motorsports	Porsche 911 RSR (997)	LMGTE Pro	Patrick Long	4:00.673	33	5.280	203.9	Free Practice
26	97 Aston Martin Racing	Aston Martin Vantage V8	LMGTE Pro	Adrian Fernandez	4:01.007	40	5.614	203.6	Qualifying Practice Session
27	73 Corvette Racing	Chevrolet Corvette C6 ZR1	LMGTE Pro	Jordan Taylor	4:01.802	55	6.409	202.9	Qualifying Practice Session
28	66 JMW Motorsport	Ferrari 458 Italia	LMGTE Pro	James Walker	4:03.266	14	7.873	201.7	Qualifying Practice Session
29	66 JMW Motorsport	Ferrari 458 Italia	LMGTE Pro	Roger Wills	4:09.110	17	13.717	197.0	Free Practice
1	71 AF Corse	Ferrari 458 Italia	LMGTE Pro	Toni Vilander					
LMGTE Am									
1	79 Flying Lizard Motorsports	Porsche 911 RSR (997)	LMGTE Am	Patrick Pilet	3:57.594	23		206.5	Qualifying Practice Session
2	75 Prospeed Competition	Porsche 911 RSR (997)	LMGTE Am	Sean Edwards	3:58.035	25	0.441	206.1	Qualifying Practice Session
3	99 Aston Martin Racing	Aston Martin Vantage V8	LMGTE Am	Allan Simonsen	3:58.725	23	1.131	205.5	Qualifying Practice Session
4	58 Luxury Racing	Ferrari 458 Italia	LMGTE Am	Gunnar Jeannette	3:58.800	20	1.206	205.5	Qualifying Practice Session
5	88 Team Felbermayr-Proton	Porsche 911 RSR (997)	LMGTE Am	Paolo Ruberti	3:59.181	33	1.587	205.1	Qualifying Practice Session
6	50 Larbre Competition	Chevrolet Corvette C6 ZR1	LMGTE Am	Pedro Lamy	3:59.186	31	1.592	205.1	Free Practice
7	79 Flying Lizard Motorsports	Porsche 911 RSR (997)	LMGTE Am	Spencer Pumpelly	4:00.231	36	2.637	204.2	Free Practice
8	81 AF Corse	Ferrari 458 Italia	LMGTE Am	Matt Griffin	4:00.288	40	2.694	204.2	Qualifying Practice Session
9	Imsa Performance Matmut	Porsche 911 RSR (997)	LMGTE Am	Nicolas Armindo	4:00.332	37	2.738	204.2	Qualifying Practice Session
10	61 AF Corse-Waltrip	Ferrari 458 Italia	LMGTE Am	Rui Aguas	4:00.691	29	3.097	203.8	Qualifying Practice Session
11	99 Aston Martin Racing	Aston Martin Vantage V8	LMGTE Am	Christoffer Nygaard	4:00.753	27	3.159	203.8	Qualifying Practice Session
12	99 Aston Martin Racing	Aston Martin Vantage V8	LMGTE Am	Kristian Poulsen	4:00.758	30	3.164	203.8	Free Practice
13	81 AF Corse	Ferrari 458 Italia	LMGTE Am	Nicola Cadei	4:00.924	43	3.330	203.7	Qualifying Practice Session
14	50 Larbre Competition	Chevrolet Corvette C6 ZR1	LMGTE Am	Julien Canal	4:01.402	24	3.808	203.2	Free Practice
15	57 Krohn Racing	Ferrari 458 Italia	LMGTE Am	Michele Rugolo	4:02.323	20	4.729	202.5	Qualifying Practice Session
16	83 JMB Racing	Ferrari 458 Italia	LMGTE Am	Manuel Rodrigues	4:02.461	28	4.867	202.4	Qualifying Practice Session
17	75 Prospeed Competition	Porsche 911 RSR (997)	LMGTE Am	Abdulaziz Alfaisal	4:02.702	33	5.108	202.2	Free Practice
18	83 JMB Racing	Ferrari 458 Italia	LMGTE Am	Alain Ferte	4:02.931	33	5.337	202.0	Free Practice
19	70 Larbre Competition	Chevrolet Corvette C6 ZR1	LMGTE Am	Jean-Philippe Belloc	4:02.969	38	5.375	201.9	Qualifying Practice Session
20	67 Imsa Performance Matmut	Porsche 911 RSR (997)	LMGTE Am	Raymond Narac	4:03.247	32	5.653	201.7	Qualifying Practice Session
21	55 JWA-Avila	Porsche 911 RSR (997)	LMGTE Am	Joël Camathias	4:03.661	29	6.067	201.4	Qualifying Practice Session
22	55 JWA-Avila	Porsche 911 RSR (997)	LMGTE Am	Markus Palttala	4:03.705	29	6.111	201.3	Qualifying Practice Session
23	58 Luxury Racing	Ferrari 458 Italia	LMGTE Am	Pierre Ehret	4:03.734	29	6.140	201.3	Free Practice
24	61 AF Corse-Waltrip	Ferrari 458 Italia	LMGTE Am	Brian Vickers	4:03.773	39	6.179	201.3	Qualifying Practice Session
25	88 Team Felbermayr-Proton	Porsche 911 RSR (997)	LMGTE Am	Gianluca Roda	4:03.956	45	6.362	201.1	Qualifying Practice Session
26	58 Luxury Racing	Ferrari 458 Italia	LMGTE Am	Franck Montecalvo	4:04.167	31	6.573	200.9	Free Practice
27	50 Larbre Competition	Chevrolet Corvette C6 ZR1	LMGTE Am	Patrick Bornhauser	4:04.430	27	6.836	200.7	Free Practice
28	57 Krohn Racing	Ferrari 458 Italia	LMGTE Am	Niclas Jonsson	4:04.698	13	7.104	200.5	Qualifying Practice Session
29	81 AF Corse	Ferrari 458 Italia	LMGTE Am	Piergiuseppe Perazzini	4:06.156	33	8.562	199.3	Free Practice
30	88 Team Felbermayr-Proton	Porsche 911 RSR (997)	LMGTE Am	Christian Ried	4:06.558	28	8.964	199.0	Free Practice
31	57 Krohn Racing	Ferrari 458 Italia	LMGTE Am	Tracy Krohn	4:06.590	61	8.996	199.0	Qualifying Practice Session
32	79 Flying Lizard Motorsports	Porsche 911 RSR (997)	LMGTE Am	Seth Neiman	4:08.466	33	10.872	197.5	Free Practice
33	75 Prospeed Competition	Porsche 911 RSR (997)	LMGTE Am	Bret Curtis	4:08.525	27	10.931	197.4	Free Practice
34	67 Imsa Performance Matmut	Porsche 911 RSR (997)	LMGTE Am	Anthony Pons	4:08.638	41	11.044	197.3	Free Practice
35	70 Larbre Competition	Chevrolet Corvette C6 ZR1	LMGTE Am	Christophe Bourret	4:10.144	31	12.550	196.1	Free Practice
36	83 JMB Racing	Ferrari 458 Italia	LMGTE Am	Philippe Illiano	4:10.442	39	12.848	195.9	Qualifying Practice Session
37	55 JWA-Avila	Porsche 911 RSR (997)	LMGTE Am	Paul Daniels	4:13.448	18	15.854	193.6	Qualifying Practice Session
38	61 AF Corse-Waltrip	Ferrari 458 Italia	LMGTE Am	Robert Kauffman	4:15.445	36	17.851	192.1	Free Practice
39	70 Larbre Competition	Chevrolet Corvette C6 ZR1	LMGTE Am	Pascal Gibon	4:16.494	24	18.900	191.3	Free Practice
CDNT									
1	0 Highcroft Racing	Delta Wing Nissan	CDNT	Michael Krumm	3:42.612	22		220.4	Qualifying Practice Session
2	0 Highcroft Racing	Delta Wing Nissan	CDNT	Satoshi Motoyama	3:43.576	12	0.964	219.5	Free Practice
3	0 Highcroft Racing	Delta Wing Nissan	CDNT	Marino Franchitti	3:48.926	30	6.314	214.3	Qualifying Practice Session

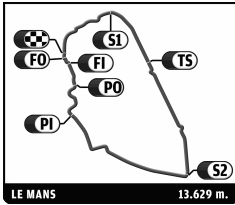
Published at:

Race Director: Eduardo Freitas	Timekeeper: Christian Crucifix
---------------------------------------	---------------------------------------



24 HEURES DU MANS

16-17 JUN 2012



FIA WEC

80^e Edition des 24 Heures du Mans

Qualifying Practice Session 3

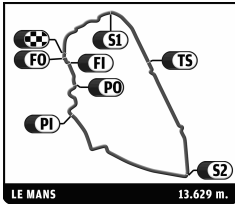
Best Sector Times

SECTOR 1			SECTOR 2			SECTOR 3			Pos	Team	Cl	Ideal Lap	Best Lap
Pos	Driver	Time	Driver	Time	Driver	Time	Pos	Team					
1	A.Lotterer	31.829	8 A.Davidson	1:19.349	1 A.Lotterer	1:31.939	1	Audi Sport Team Joest	LMP1	3'23.177	3:23.787	(1)	
2	7 K.Nakajima	31.985	1 A.Lotterer	1:19.409	8 A.Davidson	1:32.736	2	8 Toyota Racing	LMP1	3'24.313	3:24.842	(2)	
3	2 T.Kristensen	32.041	7 K.Nakajima	1:19.637	7 K.Nakajima	1:32.925	3	7 Toyota Racing	LMP1	3'24.547	3:25.488	(4)	
4	4 O.Jarvis	32.174	2 T.Kristensen	1:19.917	2 T.Kristensen	1:33.037	4	2 Audi Sport Team Joest	LMP1	3'24.995	3:25.433	(3)	
5	8 A.Davidson	32.228	4 O.Jarvis	1:20.022	3 L.Duval	1:33.732	5	4 Audi Sport North America	LMP1	3'26.129	3:26.600	(5)	
6	3 R.Dumas	32.241	3 L.Duval	1:20.360	4 O.Jarvis	1:33.933	6	3 Audi Sport Team Joest	LMP1	3'26.333	3:27.578	(6)	
7	17 S.Bourdais	33.189	17 S.Bourdais	1:22.481	17 S.Bourdais	1:37.396	7	17 Pescarolo Team	LMP1	3'33.066	3:33.066	(7)	
8	12 N.Jani	33.362	12 N.Jani	1:23.028	12 N.Jani	1:37.587	8	12 Rebellion Racing	LMP1	3'33.977	3:34.476	(8)	
9	15 D.Kraihamer	33.367	22 P.Dumbreck	1:23.464	15 D.Kraihamer	1:38.234	9	22 JRM	LMP1	3'35.421	3:35.421	(9)	
10	22 P.Dumbreck	33.592	21 D.Watts	1:23.946	22 P.Dumbreck	1:38.365	10	15 Oak Racing	LMP1	3'35.584	3:35.584	(10)	
11	25 J.Martin	33.912	15 D.Kraihamer	1:23.983	21 D.Watts	1:38.536	11	21 Strakka Racing	LMP1	3'36.517	3:37.253	(11)	
12	46 M.Beche	34.009	13 J.Bleekemolen	1:25.142	25 J.Martin	1:38.958	12	25 ADR-Delta	LMP2	3'38.181	3:38.181	(12)	
13	21 J.Kane	34.035	25 J.Martin	1:25.311	30 Y.Buurman	1:39.291	13	30 Status Grand Prix	LMP2	3'39.506	3:40.280	(13)	
14	44 R.Dalziel	34.125	46 M.Beche	1:25.546	49 S.Ayari	1:39.737	14	49 Pecom Racing	LMP2	3'40.130	3:40.292	(14)	
15	30 Y.Buurman	34.206	24 O.Pla	1:25.672	23 F.Mailleux	1:39.987	15	24 Oak Racing	LMP2	3'40.161	3:40.310	(15)	
16	13 J.Bleekemolen	34.272	49 S.Ayari	1:25.834	44 T.Kimber-Smith	1:40.045	16	44 Starworks Motorsport	LMP2	3'40.353	3:40.471	(16)	
17	24 O.Pla	34.306	30 Y.Buurman	1:26.009	24 O.Pla	1:40.183	17	13 Rebellion Racing	LMP1	3'40.365	3:41.533	(17)	
18	48 W.Hughes	34.309	48 W.Hughes	1:26.057	35 B.Leinders	1:40.807	18	46 Thiriet By TDS Racing	LMP2	3'40.744	3:41.990	(20)	
19	23 F.Mailleux	34.398	44 T.Kimber-Smith	1:26.183	41 R.Gonzalez	1:40.886	19	23 Signatech Nissan	LMP2	3'40.799	3:41.982	(19)	
20	42 L.Ordoñez	34.415	35 B.Leinders	1:26.254	48 W.Hughes	1:40.950	20	48 Murphy Prototypes	LMP2	3'41.316	3:42.057	(21)	
21	45 S.Nakano	34.476	23 F.Mailleux	1:26.414	13 J.Bleekemolen	1:40.951	21	35 Oak Racing	LMP2	3'41.652	3:41.707	(18)	
22	41 R.Gonzalez	34.539	40 R.Meichtry	1:26.475	33 L.Diaz	1:41.119	22	41 Greaves Motorsport	LMP2	3'42.292	3:42.292	(22)	
23	26 N.Panciatichi	34.559	45 S.Nakano	1:26.562	46 M.Beche	1:41.189	23	33 Level 5 Motorsport	LMP2	3'42.440	3:42.696	(23)	
24	49 S.Ayari	34.559	33 L.Diaz	1:26.724	45 S.Nakano	1:41.413	24	45 Boutsens Ginion Racing	LMP2	3'42.451	3:42.949	(24)	
25	35 B.Leinders	34.591	41 R.Gonzalez	1:26.867	42 L.Ordoñez	1:41.444	25	42 Greaves Motorsport	LMP2	3'42.834	3:43.230	(25)	
26	33 L.Diaz	34.597	42 L.Ordoñez	1:26.975	26 N.Panciatichi	1:41.541	26	26 Signatech Nissan	LMP2	3'43.513	3:44.622	(26)	
27	40 R.Meichtry	34.903	26 N.Panciatichi	1:27.413	31 T.Holzer	1:42.719	27	40 Race Performance	LMP2	3'45.057	3:46.200	(28)	
28	31 T.Holzer	35.154	31 T.Holzer	1:27.519	40 R.Meichtry	1:43.679	28	31 Lotus	LMP2	3'45.392	3:45.664	(27)	
29	43 F.Rosier	35.438	43 F.Rosier	1:27.816	43 F.Rosier	1:44.181	29	43 Extreme Limit Aric	LMP2	3'47.435	3:48.025	(29)	
30	16 S.Hall	35.644	16 S.Hall	1:27.968	16 S.Hall	1:44.462	30	16 Pescarolo Team	LMP1	3'48.074	3:48.716	(30)	
31	0 S.Motoyama	36.137	0 S.Motoyama	1:29.933	0 M.Krumm	1:46.636	31	0 Highcroft Racing	CDNT	3'52.706	3:50.903	(31)	
32	29 K.Ihara	36.583	28 F.Giroix	1:30.636	71 O.Beretta	1:47.260	32	71 AF Corse	LMGTE Pro	3'55.740	3:56.484	(33)	
33	97 D.Turner	36.882	71 G.Fisichella	1:31.558	97 D.Turner	1:47.313	33	97 Aston Martin Racing	LMGTE Pro	3'55.863	3:56.036	(32)	
34	71 O.Beretta	36.922	29 K.Ihara	1:31.576	74 O.Gavin	1:48.312	34	74 Corvette Racing	LMGTE Pro	3'57.255	3:57.981	(34)	
35	28 F.Giroix	36.929	97 D.Turner	1:31.668	75 S.Edwards	1:48.549	35	29 Gulf Racing Middle East	LMP2	3'58.105	3:58.895	(36)	
36	74 O.Gavin	37.045	74 O.Gavin	1:31.898	73 A.Garcia	1:48.766	36	59 Luxury Racing	LMGTE Pro	3'58.647	3:58.647	(35)	
37	80 J.Bergmeister	37.282	59 D.Farnbacher	1:32.208	59 D.Farnbacher	1:48.867	37	80 Flying Lizard Motorsports	LMGTE Pro	3'58.886	3:59.372	(37)	
38	75 S.Edwards	37.498	80 P.Long	1:32.630	80 J.Bergmeister	1:48.974	38	73 Corvette Racing	LMGTE Pro	3'59.229	3:59.471	(38)	
39	81 N.Cadei	37.557	88 P.Ruberti	1:32.671	88 P.Ruberti	1:49.177	39	88 Team Felbermayr-Proton	LMGTE Am	3'59.443	3:59.971	(40)	
40	59 D.Farnbacher	37.572	73 A.Garcia	1:32.851	51 T.Vilander	1:49.357	40	75 Prospeed Competition	LMGTE Am	3'59.594	3:59.739	(39)	
41	88 P.Ruberti	37.595	51 T.Vilander	1:32.982	81 N.Cadei	1:49.634	41	51 AF Corse	LMGTE Pro	4'00.025	4:00.025	(41)	
42	73 A.Garcia	37.612	81 N.Cadei	1:33.115	29 M.Rostan	1:49.946	42	28 Gulf Racing Middle East	LMP2	4'00.259	4:15.649	(51)	
43	51 T.Vilander	37.686	67 N.Armindo	1:33.353	57 M.Rugolo	1:50.628	43	81 AF Corse	LMGTE Am	4'00.306	4:00.924	(42)	
44	57 M.Rugolo	37.785	79 S.Pumpelly	1:33.469	67 N.Armindo	1:50.831	44	57 Krohn Racing	LMGTE Am	4'02.242	4:02.323	(43)	
45	55 M.Paltila	38.057	75 S.Edwards	1:33.547	79 S.Pumpelly	1:51.207	45	67 Imsa Performance Matmut	LMGTE Am	4'02.456	4:07.180	(46)	
46	67 N.Armindo	38.272	55 M.Paltila	1:33.592	55 M.Paltila	1:51.816	46	79 Flying Lizard Motorsports	LMGTE Am	4'02.958	4:03.420	(44)	
47	79 S.Pumpelly	38.282	57 M.Rugolo	1:33.829	28 F.Giroix	1:52.694	47	55 JWA-Avila	LMGTE Am	4'03.465	4:03.705	(45)	
48	70 J.Belloc	38.678	66 R.Wills	1:35.702	61 R.Aguas	1:53.005	48	61 AF Corse-Waltrip	LMGTE Am	4'08.217	4:08.217	(47)	
49	61 R.Aguas	38.867	70 J.Belloc	1:36.010	70 J.Belloc	1:54.246	49	70 Larbre Competition	LMGTE Am	4'08.934	4:09.709	(48)	
50	66 R.Wills	39.121	61 R.Aguas	1:36.345	66 R.Wills	1:54.511	50	66 JMW Motorsport	LMGTE Pro	4'09.334	4:10.192	(49)	
51	50 J.Canal	39.193	83 M.Rodrigues	1:36.496	50 J.Canal	1:56.765	51	50 Larbre Competition	LMGTE Am	4'13.279	4:13.459	(50)	
52	77 W.Henzler	39.978	50 J.Canal	1:37.321	83 M.Rodrigues	1:58.345	52	83 JMB Racing	LMGTE Am	4'15.081	4:20.082	(53)	



24 HEURES DU MANS

16-17 JUIN 2012



FIA WEC

80^e Edition des 24 Heures du Mans
Qualifying Practice Session 3

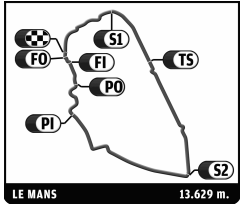
Best Sector Times

Pos	SECTOR 1		SECTOR 2		SECTOR 3		Pos	Team	Cl	Ideal Lap	Best Lap
	Driver	Time	Driver	Time	Driver	Time					
53	83 M.Rodrigues	40.240	77 W.Henzler	1:38.237	77 W.Henzler	2:00.222	53	77 Team Felbermayr-Proton	LMGTE Pro	4:18.437	4:19.147 (52)



24 HEURES DU MANS

16-17 JUN 2012



FIA WEC

80^e Edition des 24 Heures du Mans

Qualifying Practice Session 3

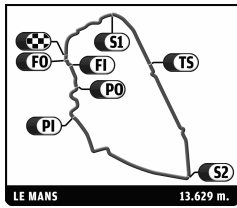
Best Specific Sectors

T6			T7			PORSCHE			FORD			T6+ T7	
Pos	Driver	Time Kph	Driver	Time Kph	Driver	Time Kph	Driver	Time Kph	Driver	Time Kph	Driver	Time Kph	
1	M. Fässler	3.098 179,9	8.A. Davidson	3.660 240,2	M. Fässler	15.463 262,6	M. Fässler	5.333 174,5	7.N. Lapierre	6.778 211,9			
2	7.K. Nakajima	3.111 179,1	7.K. Nakajima	3.664 239,9	3.L. Duval	15.705 258,5	75.S. Edwards	5.404 172,2	1.A. Lotterer	6.821 210,6			
3	75.S. Edwards	3.159 176,4	1.M. Fässler	3.702 237,5	4.O. Jarvis	15.761 257,6	8.A. Davidson	5.450 170,8	8.A. Davidson	6.831 210,3			
4	8.A. Davidson	3.171 175,7	2.T. Kristensen	3.746 234,7	7.K. Nakajima	15.819 256,6	7.K. Nakajima	5.470 170,2	2.T. Kristensen	6.962 206,3			
5	2.T. Kristensen	3.206 173,8	4.O. Jarvis	3.791 231,9	2.T. Kristensen	15.825 256,6	3.L. Duval	5.474 170,0	3.R. Dumais	7.038 204,1			
6	3.L. Duval	3.241 171,9	3.L. Duval	3.791 231,9	8.A. Davidson	15.915 255,1	2.T. Kristensen	5.537 168,1	4.O. Jarvis	7.072 203,1			
7	4.O. Jarvis	3.279 170,0	21.D. Watts	3.884 226,3	17.S. Ara	16.447 246,8	17.S. Ara	5.603 166,1	17.S. Bourdais	7.233 198,6			
8	17.S. Ara	3.303 168,7	12.N. Heidfeld	3.889 226,1	30.R. Ianneta	16.472 246,5	4.O. Jarvis	5.614 165,8	21.N. Leventis	7.259 197,9			
9	12.N. Heidfeld	3.358 166,0	22.P. Dumbrack	3.907 225,0	12.N. Heidfeld	16.729 242,7	44.R. Dalziel	5.668 164,2	12.N. Jani	7.261 197,8			
10	33.L. Diaz	3.369 165,4	17.S. Ara	3.921 224,2	23.J. Tresson	16.862 240,8	15.D. Kraihamer	5.686 163,7	22.P. Dumbrack	7.330 196,0			
11	21.D. Watts	3.375 165,1	13.J. Bleekemolen	3.933 223,5	49.L. Perez Companc	16.913 240,0	88.P. Ruberti	5.724 162,6	15.F. Montagny	7.353 195,3			
12	44.R. Dalziel	3.376 165,1	15.D. Kraihamer	3.960 222,0	15.D. Kraihamer	17.077 237,7	33.L. Diaz	5.738 162,2	33.S. Tucker	7.406 194,0			
13	71.M. Cioci	3.383 164,7	44.R. Dalziel	4.030 218,1	25.J. Charouz	17.080 237,7	71.M. Cioci	5.738 162,2	44.T. Kimber-Smith	7.406 194,0			
14	15.D. Kraihamer	3.393 164,2	33.L. Diaz	4.037 217,8	22.P. Dumbrack	17.279 235,0	12.N. Heidfeld	5.801 160,5	13.H. Primat	7.415 193,7			
15	45.B. Briere	3.406 163,6	45.B. Briere	4.038 217,7	45.B. Briere	17.299 234,7	25.J. Charouz	5.837 159,5	45.S. Nakano	7.444 193,0			
16	22.P. Dumbrack	3.418 163,0	46.C. Tinsseau	4.046 217,3	44.R. Dalziel	17.325 234,3	35 ^{D. Heinemeier Hansson}	5.839 159,4	23.F. Mailloux	7.475 192,2			
17	23.J. Tresson	3.419 163,0	35 ^{D. Heinemeier Hansson}	4.048 217,2	46.C. Tinsseau	17.329 234,3	30.R. Ianneta	5.860 158,8	46.M. Beche	7.486 191,9			
18	24.O. Pla	3.430 162,5	23.J. Tresson	4.049 217,1	24.O. Pla	17.417 233,1	22.P. Dumbrack	5.879 158,3	24.M. Lahaye	7.495 191,6			
19	46.C. Tinsseau	3.440 162,0	48.W. Hughes	4.051 217,0	48.W. Hughes	17.437 232,8	31.T. Holzer	5.902 157,7	48.W. Hughes	7.503 191,4			
20	40.M. Frey	3.447 161,7	25.J. Charouz	4.057 216,7	21.D. Watts	17.449 232,7	26.N. Panciatichi	5.906 157,6	40.R. Meichtry	7.518 191,1			
21	48.W. Hughes	3.452 161,4	24.O. Pla	4.064 216,3	35 ^{D. Heinemeier Hansson}	17.525 231,7	24.O. Pla	5.906 157,6	26.R. Rusinov	7.532 190,7			
22	26.N. Panciatichi	3.463 160,9	16.S. Hall	4.066 216,2	41.R. Gonzalez	17.575 231,0	21.D. Watts	5.952 156,4	31.L. Moro	7.557 190,1			
23	31.T. Holzer	3.475 160,4	26.N. Panciatichi	4.066 216,2	42.A. Brundle	17.618 230,4	49.L. Perez Companc	5.987 155,5	35.B. Leinders	7.557 190,1			
24	30.R. Ianneta	3.480 160,1	42.A. Brundle	4.071 215,9	26.N. Panciatichi	17.722 229,1	80.P. Long	5.988 155,4	30.Y. Burman	7.570 189,7			
25	13.J. Bleekemolen	3.482 160,0	40.M. Frey	4.071 215,9	33.L. Diaz	17.805 228,0	23.J. Tresson	6.010 154,9	42.L. Ordoñez	7.571 189,7			
26	41.R. Gonzalez	3.494 159,5	49.L. Perez Companc	4.072 215,9	13.J. Bleekemolen	17.953 226,1	42.A. Brundle	6.034 154,3	41.R. Gonzalez	7.573 189,7			
27	42.A. Brundle	3.499 159,3	41.R. Gonzalez	4.079 215,5	40.M. Frey	18.044 225,0	59.D. Farnbacher	6.051 153,8	25.J. Martin	7.577 189,6			
28	35 ^{D. Heinemeier Hansson}	3.500 159,2	31.T. Holzer	4.082 215,4	43.F. Rosier	18.525 219,2	45.B. Briere	6.055 153,7	49.S. Ayari	7.581 189,5			
29	49.L. Perez Companc	3.509 158,8	30.R. Ianneta	4.090 214,9	31.T. Holzer	18.578 218,5	67.R. Narac	6.069 153,4	71.O. Beretta	7.582 189,4			
30	25.J. Charouz	3.520 158,3	43.F. Rosier	4.119 213,4	16.S. Hall	19.215 211,3	57.T. Krohn	6.098 152,6	16.S. Hall	7.641 188,0			
31	43.F. Rosier	3.520 158,3	0.M. Krumm	4.130 212,9	97.A. Fernandez	19.324 210,1	41.R. Gonzalez	6.114 152,2	43.F. Rosier	7.643 187,9			
32	16.S. Hall	3.575 155,9	29.M. Rostan	4.160 211,3	0.M. Krumm	19.599 207,2	81.M. Griffin	6.122 152,0	75.B. Curtis	7.692 186,7			
33	88.P. Ruberti	3.582 155,6	71.M. Cioci	4.199 209,4	73.J. Magnussen	20.096 202,0	46.C. Tinsseau	6.133 151,8	0.S. Motoyama	7.748 185,4			
34	59.D. Farnbacher	3.597 154,9	28.F. Giroix	4.240 207,3	80.P. Long	20.177 201,2	48.W. Hughes	6.153 151,3	29.K. Iihara	7.876 182,4			
35	51.T. Vilander	3.605 154,6	75.S. Edwards	4.274 205,7	74.O. Gavin	20.232 200,7	16.S. Hall	6.167 150,9	88.G. Roda	7.887 182,1			
36	80.P. Long	3.608 154,5	88.P. Ruberti	4.305 204,2	71.M. Cioci	20.293 200,1	13.J. Bleekemolen	6.168 150,9	59.D. Farnbacher	7.929 181,2			
37	81.M. Griffin	3.616 154,1	81.M. Griffin	4.324 203,3	29.M. Rostan	20.320 199,8	74.O. Gavin	6.175 150,7	81.N. Cadei	7.940 180,9			
38	0.M. Krumm	3.617 154,1	97.A. Fernandez	4.326 203,2	59.D. Farnbacher	20.566 197,4	43.F. Rosier	6.184 150,5	51.T. Vilander	7.947 180,7			
39	74.O. Gavin	3.627 153,6	51.T. Vilander	4.330 203,0	75.S. Edwards	20.585 197,2	73.J. Magnussen	6.191 150,3	80.J. Bergmeister	7.954 180,6			
40	73.J. Magnussen	3.631 153,5	73.J. Magnussen	4.330 203,0	51.T. Vilander	20.591 197,2	51.T. Vilander	6.282 148,2	74.O. Gavin	7.969 180,2			
41	67.R. Narac	3.701 150,6	59.D. Farnbacher	4.332 202,9	88.P. Ruberti	20.730 195,8	40.M. Frey	6.338 146,9	73.A. Garcia	7.990 179,8			
42	97.A. Fernandez	3.716 150,0	74.O. Gavin	4.339 202,6	57.T. Krohn	20.881 194,4	97.A. Fernandez	6.380 145,9	97.D. Turner	8.043 178,6			
43	29.M. Rostan	3.716 150,0	80.P. Long	4.346 202,3	81.M. Griffin	20.988 193,4	79.S. Pumpelly	6.468 143,9	28.F. Giroix	8.066 178,1			
44	57.T. Krohn	3.731 149,4	57.T. Krohn	4.374 201,0	67.R. Narac	21.087 192,5	55.M. PalTTala	6.480 143,6	57.M. Rugolo	8.108 177,2			
45	79.S. Pumpelly	3.765 148,0	70.J. Belloc	4.408 199,4	79.S. Pumpelly	21.254 191,0	61.R. Aguas	6.570 141,7	67.N. Armindo	8.115 177,0			
46	55.M. PalTTala	3.770 147,8	67.R. Narac	4.414 199,2	55.M. PalTTala	21.346 190,2	66.R. Wills	6.651 139,9	79.S. Pumpelly	8.186 175,5			
47	66.R. Wills	3.773 147,7	61.R. Aguas	4.419 198,9	61.R. Aguas	21.766 186,5	0.M. Krumm	6.819 136,5	55.M. PalTTala	8.196 175,3			
48	28.F. Giroix	3.826 145,7	79.S. Pumpelly	4.419 198,9	28.F. Giroix	21.926 185,2	70.J. Belloc	6.858 135,7	66.R. Wills	8.203 175,1			
49	61.R. Aguas	3.836 145,3	55.M. PalTTala	4.424 198,7	83.A. Ferte	22.083 183,8	29.M. Rostan	6.953 133,9	61.R. Kauffman	8.255 174,0			
50	70.J. Belloc	3.858 144,4	66.R. Wills	4.430 198,4	70.J. Belloc	22.365 181,5	50.J. Canal	7.058 131,9	70.J. Belloc	8.266 173,8			
51	50.J. Canal	3.893 143,1	50.J. Canal	4.448 197,6	77.W. Henzler	22.404 181,2	28.F. Giroix	7.168 129,9	50.J. Canal	8.349 172,0			
52	83.A. Ferte	3.904 142,7	83.A. Ferte	4.489 195,8	66.R. Wills	22.547 180,1	83.A. Ferte	7.331 127,0	83.M. Rodrigues	8.393 171,1			
53	77.W. Henzler	4.043 137,8	77.W. Henzler	4.526 194,2	50.J. Canal	23.238 174,7	77.W. Henzler	7.861 118,4	77.W. Henzler	8.569 167,6			



24 HEURES DU MANS

16-17 JUN 2012



FIA WEC

80^e Edition des 24 Heures du Mans
Qualifying Practice Session 3

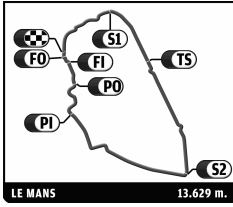
Best Top Speeds

Team	Car	Class	Top Speed Driver	Top 1		Top 2		Top 3		Top 4		Top 5		Avg
				Kph	Lap	Kph	Lap	Kph	Lap	Kph	Lap	Kph	Lap	
8 Toyota Racing	Toyota TS 030 - Hybrid	LMP1	S. Buemi	331.1	17	330.1	5	330.1	4	330.1	27	329.1	16	330.1
7 Toyota Racing	Toyota TS 030 - Hybrid	LMP1	K. Nakajima	329.1	11	328.1	10	328.1	26	328.1	24	327.1	15	328.1
4 Audi Sport North America	Audi R18 Ultra	LMP1	M. Bonanomi	326.1	15	326.1	5	324.2	24	324.2	4	323.3	26	324.8
1 Audi Sport Team Joest	Audi R18 e-tron quattro	LMP1	B. Tréluyer	326.1	12	326.1	27	326.1	4	326.1	11	325.2	15	325.9
3 Audi Sport Team Joest	Audi R18 Ultra	LMP1	R. Dumas	325.2	6	325.2	9	324.2	22	323.3	12	323.3	4	324.2
2 Audi Sport Team Joest	Audi R18 e-tron quattro	LMP1	D. Capello	323.3	13	323.3	11	322.3	4	322.3	26	322.3	5	322.7
21 Strakka Racing	HPD ARX 03a - Honda	LMP1	D. Watts	323.3	15	320.4	7	319.5	16	318.5	14	317.6	11	319.7
22 JRM	HPD ARX 03a - Honda	LMP1	P. Dumbréck	315.8	4	314.9	2	313.1	8	312.2	13	312.2	7	313.6
13 Rebellion Racing	Lola B12/60 Coupe - Toyota	LMP1	J. Bleekemolen	314.0	22	312.2	3	312.2	17	312.2	18	311.3	10	312.4
17 Pescarolo Team	Dome - Judd	LMP1	S. Bourdais	313.1	3	312.2	4	312.2	2	310.4	8	308.6	9	311.3
12 Rebellion Racing	Lola B12/60 Coupe - Toyota	LMP1	N. Jani	313.1	5	311.3	4	310.4	14	310.4	6	310.4	10	311.1
15 Oak Racing	Oak Pescarolo - Judd	LMP1	D. Kraihamer	313.1	16	311.3	6	311.3	5	310.4	11	310.4	12	311.3
24 Oak Racing	Morgan - Judd	LMP2	M. Lahaye	306.1	7	304.3	16	303.5	15	302.7	11	301.8	17	303.7
35 Oak Racing	Morgan - Nissan	LMP2	B. Leinders	305.2	12	302.7	4	301.8	11	301.8	9	301.8	2	302.7
0 Highcroft Racing	Delta Wing Nissan	CDNT	S. Motoyama	303.5	2	302.7	3	299.3	9	296.9	8	295.3	1	299.5
16 Pescarolo Team	Pescarolo 03 - Judd	LMP1	S. Hall	302.7	2	301.0	7	298.5	11	298.5	14	298.5	10	299.8
40 Race Performance	Oreca 03 - Judd	LMP2	R. Meichtry	301.8	8	300.2	7	300.2	9	300.2	5	300.2	17	300.5
44 Starworks Motorsport	HPD ARX 03b - Honda	LMP2	R. Dalziel	301.0	22	298.5	11	297.7	10	297.7	8	297.7	13	298.5
25 ADR-Delta	Oreca 03 - Nissan	LMP2	J. Martin	301.0	2	301.0	12	300.2	3	300.2	10	299.3	16	300.3
33 Level 5 Motorsport	HPD ARX 03b - Honda	LMP2	L. Diaz	300.2	18	300.2	21	300.2	16	299.3	22	299.3	9	299.8
23 Signatech Nissan	Oreca 03 - Nissan	LMP2	F. Mailleux	299.3	4	296.9	27	296.9	10	296.9	19	296.1	6	297.2
49 Pecorn Racing	Oreca 03 - Nissan	LMP2	L. Perez Companc	299.3	10	298.5	7	298.5	6	298.5	14	297.7	21	298.5
31 Lotus	Lola B12/80 Coupe - Lotus	LMP2	T. Holzer	298.5	24	296.9	23	296.9	22	296.9	18	296.1	13	297.1
48 Murphy Prototypes	Oreca 03 - Nissan	LMP2	W. Hughes	298.5	5	297.7	4	297.7	3	296.9	6	296.9	2	297.5
30 Status Grand Prix	Lola - Judd	LMP2	Y. Buurman	298.5	5	297.7	8	296.9	4	296.9	3	296.1	9	297.2
46 Thiriet By TDS Racing	Oreca 03 - Nissan	LMP2	P. Thiriet	298.5	13	297.7	20	297.7	4	297.7	7	297.7	2	297.9
26 Signatech Nissan	Oreca 03 - Nissan	LMP2	R. Rusinov	297.7	2	297.7	5	296.9	10	294.5	3	294.5	6	296.3
42 Greaves Motorsport	Zytek Z11SN - Nissan	LMP2	L. Ordóñez	297.7	3	296.1	9	296.1	7	296.1	8	296.1	5	296.4
45 Boutsen Ginion Racing	Oreca 03 - Nissan	LMP2	S. Nakano	297.7	14	297.7	22	296.9	12	296.9	15	296.1	13	297.1
71 AF Corse	Ferrari 458 Italia	LMGTE Pro	O. Beretta	296.9	2	294.5	11	292.9	25	292.1	9	292.1	18	293.7
43 Extreme Limit Aric	Norma MP 2000 - Judd	LMP2	F. Rosier	296.1	8	295.3	4	293.7	12	292.9	13	292.1	11	294.0
41 Greaves Motorsport	Zytek Z11SN - Nissan	LMP2	R. Gonzalez	294.5	1	292.9	2	292.1	3					293.2
28 Gulf Racing Middle East	Lola B12/80 Coupe - Nissan	LMP2	F. Giroix	292.1	2	245.5	1							268.8
51 AF Corse	Ferrari 458 Italia	LMGTE Pro	T. Vilander	291.4	8	291.4	5	291.4	4	290.6	3	289.0	6	290.8
59 Luxury Racing	Ferrari 458 Italia	LMGTE Pro	D. Farnbacher	289.8	3	288.3	4	288.3	2	236.0	1			275.6
88 Team Felbermayr-Proton	Porsche 911 RSR (997)	LMGTE Am	P. Ruberti	289.8	11	285.3	10	285.3	9	285.3	5	284.5	12	286.0
57 Krohn Racing	Ferrari 458 Italia	LMGTE Am	M. Rugolo	289.0	7	288.3	11	287.5	2	286.8	5	285.3	8	287.4
81 AF Corse	Ferrari 458 Italia	LMGTE Am	N. Cadei	289.0	4	288.3	6	287.5	2	286.8	10	286.8	3	287.7
29 Gulf Racing Middle East	Lola B12/80 Coupe - Nissan	LMP2	M. Rostan	289.0	9	289.0	5	287.5	6	287.5	3	286.8	4	288.0
55 JWA-Avila	Porsche 911 RSR (997)	LMGTE Am	M. Paltala	288.3	4	286.8	2	284.5	16	283.8	5	283.8	11	285.4
73 Corvette Racing	Chevrolet Corvette C6 ZR1	LMGTE Pro	A. Garcia	287.5	4	287.5	3	286.0	15	285.3	5	285.3	14	286.3
79 Flying Lizard Motorsports	Porsche 911 RSR (997)	LMGTE Am	S. Pumpelly	287.5	5	286.8	8	285.3	6	285.3	4	283.8	3	285.7
74 Corvette Racing	Chevrolet Corvette C6 ZR1	LMGTE Pro	R. Westbrook	286.8	8	286.8	14	286.0	24	285.3	2	285.3	21	286.0
67 Imsa Performance Matmut	Porsche 911 RSR (997)	LMGTE Am	N. Armindo	286.8	4	286.8	3	283.1	9	283.1	2	283.1	1	284.6
66 JMW Motorsport	Ferrari 458 Italia	LMGTE Pro	R. Wills	286.0	6	283.8	3	281.6	4	280.2	5	271.1	2	280.5
97 Aston Martin Racing	Aston Martin Vantage V8	LMGTE Pro	D. Turner	286.0	3	285.3	17	285.3	16	283.8	4	283.8	2	284.8
80 Flying Lizard Motorsports	Porsche 911 RSR (997)	LMGTE Pro	J. Bergmeister	285.3	6	285.3	13	285.3	12	284.5	5	283.8	2	284.8
61 AF Corse-Waltrip	Ferrari 458 Italia	LMGTE Am	B. Vickers	283.8	8	283.8	7	283.8	13	283.1	12	282.3	3	283.4
70 Larbre Competition	Chevrolet Corvette C6 ZR1	LMGTE Am	J. Belloc	283.1	6	280.9	5	280.2	7	270.4	3	258.3	2	274.6
75 Prospeed Competition	Porsche 911 RSR (997)	LMGTE Am	S. Edwards	282.3	18	281.6	11	280.9	10	280.9	16	280.9	6	281.3
77 Team Felbermayr-Proton	Porsche 911 RSR (997)	LMGTE Pro	W. Henzler	278.7	7	274.5	8	261.4	5	229.1	2	219.4	6	252.6



24 HEURES DU MANS

16-17 JUIN 2012



FIA WEC

80^e Edition des 24 Heures du Mans
Qualifying Practice Session 3

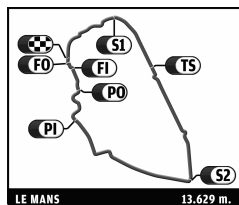
Best Top Speeds

Team	Car	Class	Top Speed Driver	Top 1		Top 2		Top 3		Top 4		Top 5		Avg
				Kph	Lap	Kph	Lap	Kph	Lap	Kph	Lap	Kph	Lap	
50 Larbre Competition	Chevrolet Corvette C6 ZR1	LMGTE Am	J. Canal	278.0	3	278.0	2	277.3	4	220.7	1			263,5
83 JMB Racing	Ferrari 458 Italia	LMGTE Am	A. Ferte	271.8	5	270.4	4	265.8	1	265.2	2	256.5	3	265,9
99 Aston Martin Racing	Aston Martin Vantage V8	LMGTE Am												
38 Jota	Zytek Z11SN - Nissan	LMP2												
58 Luxury Racing	Ferrari 458 Italia	LMGTE Am												



24 HEURES DU MANS

16-17 JUIN 2012



FIA WEC

80^e Edition des 24 Heures du Mans
After Qualifying Practice Session 3

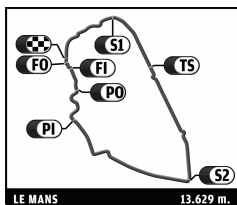
Event maximum speed

Team	Car	Class	Driver	Top Speed	Lap	Session
8 Toyota Racing	Toyota TS 030 - Hybrid	LMP1	Anthony Davidson	335.2	14	Qualifying Practice Session 2
7 Toyota Racing	Toyota TS 030 - Hybrid	LMP1	Alexander Wurz	332.1	5	Free Practice
4 Audi Sport North America	Audi R18 Ultra	LMP1	Marco Bonanomi	331.1	9	Qualifying Practice Session 1
3 Audi Sport Team Joest	Audi R18 Ultra	LMP1	Marc Gené	330.1	3	Qualifying Practice Session 1
1 Audi Sport Team Joest	Audi R18 e-tron quattro	LMP1	Marcel Fässler	326.1	13	Qualifying Practice Session 2
2 Audi Sport Team Joest	Audi R18 e-tron quattro	LMP1	Allan McNish	325.2	17	Qualifying Practice Session 1
21 Strakka Racing	HPD ARX 03a - Honda	LMP1	Danny Watts	322.3	15	Qualifying Practice Session 3
22 JRM	HPD ARX 03a - Honda	LMP1	Peter Dumbreck	319.5	5	Qualifying Practice Session 1
17 Pescarolo Team	Dome - Judd	LMP1	Nicolas Minassian	318.5	43	Free Practice
12 Rebellion Racing	Lola B12/60 Coupe - Toyota	LMP1	Neel Jani	314.9	8	Qualifying Practice Session 1
13 Rebellion Racing	Lola B12/60 Coupe - Toyota	LMP1	Andrea Belicchi	314.9	4	Qualifying Practice Session 1
15 Oak Racing	Oak Pescarolo - Judd	LMP1	Franck Montagny	314.9	31	Free Practice
16 Pescarolo Team	Pescarolo 03 - Judd	LMP1	Emmanuel Collard	310.4	16	Qualifying Practice Session 2
0 Highcroft Racing	Delta Wing Nissan	CDNT	Michael Krumm	309.5	3	Qualifying Practice Session 1
24 Oak Racing	Morgan - Judd	LMP2	Olivier Pla	308.6	19	Qualifying Practice Session 1
35 Oak Racing	Morgan - Nissan	LMP2	Maxime Martin	306.9	22	Free Practice
25 ADR-Delta	Oreca 03 - Nissan	LMP2	Jan Charouz	303.5	3	Qualifying Practice Session 1
33 Level 5 Motorsport	HPD ARX 03b - Honda	LMP2	Christophe Bouchut	303.5	33	Free Practice
46 Thiriet By TDS Racing	Oreca 03 - Nissan	LMP2	Mathias Beche	302.7	25	Free Practice
49 Pecom Racing	Oreca 03 - Nissan	LMP2	Luis Perez Companc	302.7	17	Qualifying Practice Session 1
31 Lotus	Lola B12/80 Coupe - Lotus	LMP2	Luca Moro	301.8	43	Free Practice
40 Race Performance	Oreca 03 - Judd	LMP2	Michel Frey	301.8	12	Free Practice
48 Murphy Prototypes	Oreca 03 - Nissan	LMP2	Warren Hughes	301.8	5	Qualifying Practice Session 1
26 Signatech Nissan	Oreca 03 - Nissan	LMP2	Nelson Panciatici	301.0	2	Qualifying Practice Session 1
28 Gulf Racing Middle East	Lola B12/80 Coupe - Nissan	LMP2	Stefan Johansson	301.0	23	Free Practice
44 Starworks Motorsport	HPD ARX 03b - Honda	LMP2	Ryan Dalziel	301.0	8	Free Practice
42 Greaves Motorsport	Zytek Z11SN - Nissan	LMP2	Alex Brundle	300.2	5	Free Practice
45 Boutsen Ginion Racing	Oreca 03 - Nissan	LMP2	Shinji Nakano	300.2	4	Qualifying Practice Session 1
23 Signatech Nissan	Oreca 03 - Nissan	LMP2	Franck Mailleux	299.3	20	Qualifying Practice Session 2
38 Jota	Zytek Z11SN - Nissan	LMP2	Simon Dolan	299.3	23	Free Practice
30 Status Grand Prix	Lola - Judd	LMP2	Yelmer Buurman	298.5	5	Qualifying Practice Session 3
41 Greaves Motorsport	Zytek Z11SN - Nissan	LMP2	Ricardo Gonzalez	298.5	22	Free Practice
29 Gulf Racing Middle East	Lola B12/80 Coupe - Nissan	LMP2	Keiko Ihara	297.7	27	Free Practice
43 Extreme Limit Aric	Norma MP 2000 - Judd	LMP2	Philippe Thirion	296.9	4	Qualifying Practice Session 1
71 AF Corse	Ferrari 458 Italia	LMGTE Pro	Olivier Beretta	296.9	2	Qualifying Practice Session 3
51 AF Corse	Ferrari 458 Italia	LMGTE Pro	Toni Vilander	292.1	18	Free Practice
59 Luxury Racing	Ferrari 458 Italia	LMGTE Pro	Frédéric Makowiecki	292.1	3	Free Practice
67 Imsa Performance Matmut	Porsche 911 RSR (997)	LMGTE Am	Nicolas Armindo	291.4	2	Qualifying Practice Session 1
66 JMW Motorsport	Ferrari 458 Italia	LMGTE Pro	James Walker	290.6	12	Qualifying Practice Session 1
73 Corvette Racing	Chevrolet Corvette C6 ZR1	LMGTE Pro	Jan Magnussen	290.6	4	Qualifying Practice Session 1
74 Corvette Racing	Chevrolet Corvette C6 ZR1	LMGTE Pro	Oliver Gavin	290.6	3	Qualifying Practice Session 1
77 Team Felbermayr-Proton	Porsche 911 RSR (997)	LMGTE Pro	Marc Lieb	290.6	8	Qualifying Practice Session 1
79 Flying Lizard Motorsports	Porsche 911 RSR (997)	LMGTE Am	Spencer Pumpelly	290.6	9	Free Practice
88 Team Felbermayr-Proton	Porsche 911 RSR (997)	LMGTE Am	Paolo Ruberti	290.6	9	Qualifying Practice Session 1
57 Krohn Racing	Ferrari 458 Italia	LMGTE Am	Niclas Jonsson	289.8	13	Qualifying Practice Session 1
75 Prospeed Competition	Porsche 911 RSR (997)	LMGTE Am	Sean Edwards	289.8	19	Qualifying Practice Session 1
81 AF Corse	Ferrari 458 Italia	LMGTE Am	Nicola Cadei	289.8	7	Free Practice
80 Flying Lizard Motorsports	Porsche 911 RSR (997)	LMGTE Pro	Marco Holzer	289.0	7	Qualifying Practice Session 1
58 Luxury Racing	Ferrari 458 Italia	LMGTE Am	Gunnar Jeannette	289.0	23	Qualifying Practice Session 2
99 Aston Martin Racing	Aston Martin Vantage V8	LMGTE Am	Kristian Poulsen	289.0	5	Qualifying Practice Session 1
97 Aston Martin Racing	Aston Martin Vantage V8	LMGTE Pro	Darren Turner	288.3	33	Free Practice
55 JWA-Avila	Porsche 911 RSR (997)	LMGTE Am	Joël Camathias	288.3	9	Qualifying Practice Session 1
61 AF Corse-Waltrip	Ferrari 458 Italia	LMGTE Am	Brian Vickers	288.3	7	Qualifying Practice Session 1
83 JMB Racing	Ferrari 458 Italia	LMGTE Am	Manuel Rodrigues	288.3	24	Qualifying Practice Session 2
50 Larbre Competition	Chevrolet Corvette C6 ZR1	LMGTE Am	Pedro Lamy	286.8	17	Free Practice
70 Larbre Competition	Chevrolet Corvette C6 ZR1	LMGTE Am	Christophe Bourret	285.3	26	Free Practice



24 HEURES DU MANS

16-17 JUIN 2012



FIA WEC

80^e Edition des 24 Heures du Mans

Qualifying Practice Session 3

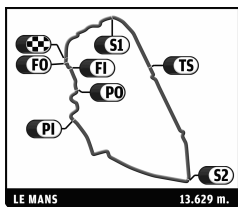
Fastest Lap Sequence

Practice Time	Team	Car	Class	Driver	Time	Kph	Lap
7:11.791	4 Audi Sport North America	Audi R18 Ultra	LMP1	Oliver Jarvis	3:26.600	237.5	2
10:57.042	2 Audi Sport Team Joest	Audi R18 e-tron quattro	LMP1	Tom Kristensen	3:25.759	238.5	3
12:55.758	1 Audi Sport Team Joest	Audi R18 e-tron quattro	LMP1	André Lotterer	3:23.787	240.8	3



24 HEURES DU MANS

16-17 JUIN 2012



FIA WEC

80^e Edition des 24 Heures du Mans

Qualifying Practice Session 3

Sector Analysis

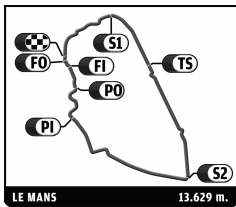
■ Personal Best ■ Session Best B Crossing the finish line in pit lane

Lap	D	Time	Sector 1	Sector 2	Sector 3	T6	T7	Porsche	Ford	T. Spd	Hour	Elapsed	
0		Highcroft Racing											
		1.Marino Franchitti		3.Satoshi Motoyama								Delta Wing Nissan	
		2.Michael Krumm								CDNT			
1	3	4:36.130	1:03.681	1:34.794	1:57.655	3.746		23.356	6.999	295.3	22:04	4:36.130	
2	3	3:56.700	36.746	1:32.068	1:47.886	3.664	4.186	19.904	6.886	303.5	22:08	8:32.830	
3	3	3:54.897	36.406	1:29.933	1:48.558	3.617	4.133	20.642	6.904	302.7	22:12	12:27.727	
4	3	4:01.650	36.137	1:33.663	1:51.850	3.669	4.131	21.208	7.172	275.2	22:16	16:29.377	
5	3	4:10.670 B	36.672	1:30.887	2:03.111		4.130	21.120		294.5	22:20	20:40.047	
6	1	11:57.782	8:33.998	1:31.958	1:51.826	3.685		21.753	6.925	295.3	22:32	32:37.829	
7	1	4:00.085	37.041	1:31.743	1:51.301	3.672	4.186	22.204	6.955	278.0	22:36	36:37.914	
8	1	3:57.968	37.621	1:30.870	1:49.477	3.632	4.207	20.767	7.044	296.9	22:40	40:35.882	
9	1	4:06.455	42.958	1:32.539	1:50.958	3.793	4.171	21.363	7.180	299.3	22:44	44:42.337	
10	1	4:15.777 B	39.694	1:34.621	2:01.462		4.221	23.381		283.1	22:48	48:58.114	
11	2	20:05.558	...	1:35.342	1:53.220	3.772		22.483	7.910	243.3	23:09	1:09:03.672	
12	2	4:01.341	39.134	1:32.130	1:50.077	4.116	4.209	20.345	7.310	295.3	23:13	1:13:05.013	
13	2	4:16.196 B	40.202	1:35.129	2:00.865		4.285	22.625		244.4	23:17	1:17:21.209	
14	2	28:13.531									23:45	1:45:34.740	
15	2	3:54.442									23:49	1:49:29.182	
16	2	3:50.903									23:53	1:53:20.085	
17	2	4:05.854 B									23:57	1:57:25.939	
18	2	5:06.818	1:49.213	1:30.969	1:46.636	3.733		19.599	6.819	279.4	00:02	2:02:32.757	
1		Audi Sport Team Joest											
		1.Marcel Fässler		3.Benoit Treluyer								Audi R18 e-tron quattro	
		2.André Lotterer								LMP1			
1	2	5:53.172	2:54.720	1:22.985	1:35.467	3.244		16.201	6.310	319.5	22:05	5:53.172	
2	2	3:38.799	34.215	1:21.521	1:43.063	3.149	3.777	15.939	6.640	319.5	22:09	9:31.971	
3	2	3:23.787	32.008	1:19.840	1:31.939	3.140	3.702	15.463	5.333	324.2	22:12	12:55.758	
4	2	3:28.071	32.108	1:19.409	1:36.554	3.257	3.744	17.152	6.818	326.1	22:16	16:23.829	
5	2	3:28.643	31.829	1:21.258	1:35.556	3.211	3.712	17.690	5.928	323.3	22:19	19:52.472	
6	2	3:56.533 B	33.698	1:23.110	1:59.725		3.724	16.346		318.5	22:23	23:49.005	
7	3	8:33.159	5:27.776	1:26.610	1:38.773	3.366		17.515	6.145	300.2	22:32	32:22.164	
8	3	3:33.056	34.620	1:22.223	1:36.213	3.098	3.841	17.859	5.792	321.4	22:35	35:55.220	
9	3	3:28.659	32.855	1:21.228	1:34.576	3.141	3.723	16.446	5.593	320.4	22:39	39:23.879	
10	3	3:28.195	32.864	1:21.368	1:33.963	3.183	3.745	16.262	5.509	321.4	22:42	42:52.074	
11	3	3:26.721	32.290	1:20.250	1:34.181	3.342	3.747	16.002	5.709	326.1	22:46	46:18.795	
12	3	3:47.445 B	32.345	1:21.266	1:53.834		3.772	20.437		326.1	22:50	50:06.240	
13	3	14:38.724	...	1:26.595	1:42.506	3.238		20.305	6.308	292.9	23:04	1:04:44.964	
14	3	3:31.313	33.506	1:22.429	1:35.378	3.114	3.815	16.922	5.836	322.3	23:08	1:08:16.277	
15	3	3:30.996	32.913	1:21.925	1:36.158	3.167	3.722	16.849	6.191	325.2	23:11	1:11:47.273	
16	3	3:29.561	32.415	1:21.789	1:35.357	3.135	3.725	17.648	5.766	322.3	23:15	1:15:16.834	
17	3	3:30.451	33.074	1:22.406	1:34.971	3.116	3.723	17.315	5.560	325.2	23:18	1:18:47.285	
18	3	3:40.205 B	32.305	1:20.736	1:47.164		3.721	15.939		324.2	23:22	1:22:27.490	
19	1	5:43.754	2:44.254	1:22.696	1:36.804	3.286		16.933	6.194	319.5	23:28	1:28:11.244	
20	1	3:33.824	32.715	1:21.086	1:40.023	3.276	3.827	20.550	5.952	320.4	23:31	1:31:45.068	
21	1	3:31.086	32.575	1:20.707	1:37.804	3.189	3.768	17.782	6.686	321.4	23:35	1:35:16.154	
22	1	3:29.116	32.523	1:21.664	1:34.929	3.231	3.715	16.607	5.746	321.4	23:38	1:38:45.270	
23	1	3:28.953	32.818	1:20.926	1:35.209	3.176	3.746	16.191	6.294	321.4	23:42	1:42:14.223	
24	1	3:28.382	32.317	1:20.603	1:35.462	3.234	3.725	16.922	5.782	323.3	23:45	1:45:42.605	
25	1	3:28.107	32.632	1:20.547	1:34.928	3.231	3.760	16.175	6.169	324.2	23:49	1:49:10.712	
26	1	3:31.691	33.578	1:21.249	1:36.864	3.234	3.755	18.060	6.020	322.3	23:52	1:52:42.403	
27	1	3:26.396	32.443	1:20.280	1:33.673	3.233	3.781	15.818	5.570	326.1	23:56	1:56:08.799	
28	1	3:26.971	32.613	1:20.560	1:33.798	3.368	3.769	15.911	5.672	321.4	23:59	1:59:35.770	
29	1	3:36.459 B	32.545	1:20.286	1:43.628		3.793	17.116		322.3	00:03	2:03:12.229	
2		Audi Sport Team Joest											
		1.Dindo Capello		3.Allan McNish								Audi R18 e-tron quattro	
		2.Tom Kristensen								LMP1			



24 HEURES DU MANS

16-17 JUIN 2012



FIA WEC 80^e Edition des 24 Heures du Mans Qualifying Practice Session 3

Sector Analysis

■ Personal Best ■ Session Best ■ Crossing the finish line in pit lane

Lap	D	Time	Sector 1	Sector 2	Sector 3	T6	T7	Porsche	Ford	T. Spd	Hour	Elapsed
1	2	4:03.190	56.942	1:27.862	1:38.386	3.352		17.451	6.143	259.5	22:04	4:03.190
2	2	3:28.093	32.575	1:20.484	1:35.034	3.251	3.865	17.715	5.670	320.4	22:07	7:31.283
3	2	3:25.759	32.041	1:19.966	1:33.752	3.407	3.756	16.021	5.586	320.4	22:10	10:57.042
4	2	3:29.362	32.373	1:19.917	1:37.072	3.213	3.887	18.030	5.941	322.3	22:14	14:26.404
5	2	3:26.195	32.113	1:20.457	1:33.625	3.304	3.763	16.039	5.537	322.3	22:17	17:52.599
6	2	3:25.433	32.207	1:20.189	1:33.037	3.270	3.768	15.825	5.633	320.4	22:21	21:18.032
7	2	3:42.596 B	32.416	1:21.405	1:48.775		3.775	18.097		320.4	22:25	25:00.628
8	1	5:15.135	2:10.281	1:25.216	1:39.638	3.306		19.132	6.195	304.3	22:30	30:15.763
9	1	3:32.692	33.586	1:22.368	1:36.738	3.456	3.819	17.161	5.844	320.4	22:33	33:48.455
10	1	3:30.156	33.157	1:21.230	1:35.769	3.221	3.845	17.136	5.908	318.5	22:37	37:18.611
11	1	3:35.219	32.691	1:21.526	1:41.002	3.269	3.754	21.114	6.214	323.3	22:40	40:53.830
12	1	3:33.242	32.949	1:22.919	1:37.374	3.206	3.771	17.707	5.999	321.4	22:44	44:27.072
13	1	3:29.966	32.704	1:21.618	1:35.644	3.228	3.756	16.877	5.864	323.3	22:47	47:57.038
14	1	4:15.541 B	32.815	1:29.839	2:12.887		3.778	29.752		319.5	22:52	52:12.579
15	3	21:29.287	...	1:26.274	1:41.549	3.409		20.015	6.556	295.3	23:13	1:13:41.866
16	3	3:34.916	33.544	1:22.119	1:39.253	3.403	3.829	16.984	7.363	320.4	23:17	1:17:16.782
17	3	3:30.518	33.001	1:21.180	1:36.337	3.285	3.772	16.776	6.234	320.4	23:20	1:20:47.300
18	3	3:29.446	32.819	1:20.883	1:35.744	3.308	3.768	17.112	5.952	322.3	23:24	1:24:16.746
19	3	3:31.183	32.690	1:21.225	1:37.268	3.303	3.767	18.539	6.083	320.4	23:27	1:27:47.929
20	3	3:38.944 B	32.687	1:21.832	1:44.425		3.752	16.934		320.4	23:31	1:31:26.873
21	3	7:00.965	4:01.210	1:22.457	1:37.298	3.300		17.124	5.998	320.4	23:38	1:38:27.838
22	3	3:32.947	33.239	1:21.859	1:37.849	3.262	3.815	18.857	5.958	318.5	23:42	1:42:00.785
23	3	3:30.701	32.860	1:21.287	1:36.554	3.301	3.746	16.994	5.970	321.4	23:45	1:45:31.486
24	3	3:48.570 B	33.071	1:21.568	1:53.931		3.761	17.030		320.4	23:49	1:49:20.056
25	2	5:23.385	2:19.674	1:22.991	1:40.720	3.362		17.984	6.094	319.5	23:54	1:54:43.441
26	2	3:31.647	33.868	1:22.025	1:35.754	3.378	3.835	16.651	5.987	322.3	23:58	1:58:15.088
27	2	3:30.386	32.749	1:21.590	1:36.047	3.320	3.763	17.533	5.817	321.4	00:01	2:01:45.474

3

Audi Sport Team Joest

1.Romain Dumas
2.Loic Duval

3.Marc Gené

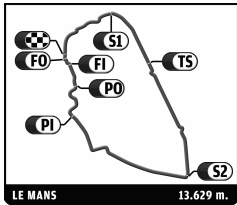
Audi R18 Ultra
LMP1

1	1	4:03.971	56.225	1:29.116	1:38.630	3.363		17.408	6.145	251.8	22:04	4:03.971
2	1	3:31.138	32.906	1:22.132	1:36.100	3.338	3.854	16.806	5.846	322.3	22:07	7:35.109
3	1	3:29.030	32.877	1:20.647	1:35.506	3.329	3.825	17.109	5.696	323.3	22:11	11:04.139
4	1	3:32.619	32.989	1:22.689	1:36.941	3.428	3.814	17.557	6.142	323.3	22:14	14:36.758
5	1	3:32.216	32.562	1:22.315	1:37.339	3.405	3.865	18.413	5.856	321.4	22:18	18:08.974
6	1	3:27.662	32.421	1:20.696	1:34.545	3.337	3.837	16.251	5.641	325.2	22:21	21:36.636
7	1	3:28.076	32.822	1:20.957	1:34.297	3.394	3.819	16.028	5.624	322.3	22:25	25:04.712
8	1	3:28.718	33.538	1:20.920	1:34.260	3.391	3.834	16.014	5.545	321.4	22:28	28:33.430
9	1	3:28.150	32.241	1:21.425	1:34.484	3.302	3.831	15.985	5.622	325.2	22:32	32:01.580
10	1	3:29.670	32.900	1:22.147	1:34.623	3.301	3.805	16.083	5.825	319.5	22:35	35:31.250
11	1	3:29.045	32.904	1:20.722	1:35.419	3.421	3.794	16.729	5.774	320.4	22:39	39:00.295
12	1	3:48.089 B	33.505	1:21.807	1:52.777		3.822	18.578		323.3	22:42	42:48.384
13	3	6:09.657	3:05.684	1:25.178	1:38.795	3.449		18.258	6.017	318.5	22:48	48:58.041
14	3	4:02.543 B	33.536	1:25.631	2:03.376		3.869	25.818		316.7	22:53	53:00.584
15	3	11:06.672	8:04.613	1:23.461	1:38.598	3.392		18.415	5.954	318.5	23:04	1:04:07.256
16	3	3:34.260	35.136	1:22.352	1:36.772	3.412	3.849	17.827	5.762	320.4	23:07	1:07:41.516
17	3	3:32.563	32.851	1:20.910	1:38.802	3.394	3.853	18.256	6.540	321.4	23:11	1:11:14.079
18	3	3:30.355	33.024	1:21.797	1:35.534	3.398	3.842	16.435	5.751	319.5	23:14	1:14:44.434
19	3	3:28.847	32.810	1:21.198	1:34.839	3.312	3.843	16.269	5.675	322.3	23:18	1:18:13.281
20	3	3:29.581	32.679	1:20.949	1:35.953	3.352	3.812	16.288	6.164	321.4	23:21	1:21:42.862
21	3	3:30.082	33.885	1:21.221	1:34.976	3.348	3.818	16.348	5.739	321.4	23:25	1:25:12.944
22	3	3:30.552	32.800	1:22.012	1:35.740	3.358	3.815	16.851	5.837	324.2	23:28	1:28:43.496
23	3	3:28.246	32.513	1:21.461	1:34.272	3.330	3.819	16.091	5.577	318.5	23:32	1:32:11.742
24	3	3:35.690 B	32.404	1:20.738	1:42.548		3.805	16.334		321.4	23:35	1:35:47.432
25	2	5:24.879	2:19.739	1:26.524	1:38.616	3.427		18.657	5.857	315.8	23:41	1:41:12.311
26	2	3:29.302	32.837	1:21.887	1:34.578	3.295	3.864	16.061	5.621	320.4	23:44	1:44:41.613
27	2	3:29.466	32.622	1:21.391	1:35.453	3.388	3.813	16.614	5.932	321.4	23:48	1:48:11.079



24 HEURES DU MANS

16-17 JUIN 2012



FIA WEC

80^e Edition des 24 Heures du Mans

Qualifying Practice Session 3

Sector Analysis

■ Personal Best ■ Session Best B Crossing the finish line in pit lane

Lap	D	Time	Sector 1	Sector 2	Sector 3	T6	T7	Porsche	Ford	T. Spd	Hour	Elapsed
28	2	3:27.834	32.584	1:21.364	1:33.886	3.304	3.854	15.756	5.474	320.4	23:51	1:51:38.913
29	2	3:27.578	32.603	1:21.243	1:33.732	3.263	3.809	15.705	5.541	322.3	23:55	1:55:06.491
30	2	3:30.153	32.331	1:20.360	1:37.462	3.241	3.791	18.071	5.630	322.3	23:58	1:58:36.644
31	2	3:31.016	32.580	1:20.940	1:37.496	3.321	3.797	19.357	5.702	320.4	00:02	2:02:07.660

4

Audi Sport North America
 1. Marco Bonanomi
 2. Oliver Jarvis
 3. Mike Rockenfeller

Audi R18 Ultra
LMP1

1	2	3:45.191	42.723	1:22.295	1:40.173	3.323		16.890	5.775	312.2	22:03	3:45.191
2	2	3:26.600	32.564	1:20.103	1:33.933	3.371	3.816	16.144	5.701	323.3	22:07	7:11.791
3	2	3:27.991	32.467	1:20.949	1:34.575	3.321	3.820	16.179	5.707	323.3	22:10	10:39.782
4	2	3:27.102	32.174	1:20.022	1:34.906	3.314	3.805	15.761	5.698	324.2	22:14	14:06.884
5	2	3:38.294 B	32.703	1:21.003	1:44.588		3.791	17.702		326.1	22:17	17:45.178
6	3	18:29.935	...	1:26.693	1:41.114	3.388		19.172	6.429	289.8	22:36	36:15.113
7	3	3:32.083	33.423	1:22.512	1:36.148	3.392	3.852	16.558	5.965	322.3	22:39	39:47.196
8	3	3:31.253	32.588	1:21.113	1:37.552	3.343	3.851	18.511	5.674	322.3	22:43	43:18.449
9	3	3:33.430	32.801	1:21.765	1:38.864	3.338	3.833	17.547	6.382	323.3	22:46	46:51.879
10	3	4:00.975 B	32.780	1:24.008	2:04.187		3.827	27.161		322.3	22:50	50:52.854
11	1	13:20.676	...	1:24.425	1:41.566	3.394		17.477	7.308	319.5	23:04	1:04:13.530
12	1	3:31.495	33.168	1:22.384	1:35.943	3.313	3.858	16.687	5.733	322.3	23:07	1:07:45.025
13	1	3:35.076	32.905	1:21.497	1:40.674	3.335	3.812	21.154	5.776	322.3	23:11	1:11:20.101
14	1	3:34.520	33.257	1:24.695	1:36.568	3.363	3.816	16.458	5.614	323.3	23:14	1:14:54.621
15	1	3:29.547	32.735	1:21.790	1:35.022	3.279	3.841	16.396	5.687	326.1	23:18	1:18:24.168
16	1	3:29.390	32.643	1:21.076	1:35.671	3.342	3.793	16.129	5.699	321.4	23:21	1:21:53.558
17	1	3:53.835 B	32.758	1:21.200	1:59.877		3.812	16.295		322.3	23:25	1:25:47.393
18	2	6:37.884	3:33.729	1:25.751	1:38.404	3.336		17.772	6.173	319.5	23:32	1:32:25.277
19	2	3:32.667	33.322	1:22.301	1:37.044	3.367	3.851	17.080	6.081	319.5	23:35	1:35:57.944
20	2	3:31.493	32.867	1:21.394	1:37.232	3.361	3.838	18.158	5.882	321.4	23:39	1:39:29.437
21	2	3:33.240	33.651	1:22.202	1:37.387	3.339	3.828	18.511	5.871	321.4	23:43	1:43:02.677
22	2	3:32.599	33.316	1:21.511	1:37.772	3.360	3.812	17.876	5.909	322.3	23:46	1:46:35.276
23	2	3:29.395	33.183	1:21.146	1:35.066	3.333	3.829	16.530	5.771	320.4	23:50	1:50:04.671
24	2	3:31.482	32.695	1:22.169	1:36.618	3.340	3.828	16.548	5.769	324.2	23:53	1:53:36.153
25	2	3:27.974	32.526	1:20.724	1:34.724	3.311	3.816	16.339	5.699	322.3	23:57	1:57:04.127
26	2	3:28.783	32.586	1:21.012	1:35.185	3.343	3.799	16.622	5.933	323.3	00:00	2:00:32.910

7

Toyota Racing
 1. Alexander Wurz
 2. Nicolas Lapierre
 3. Kazuki Nakajima

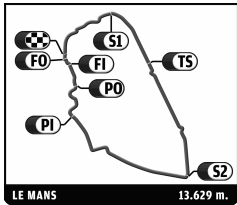
Toyota TS 030 - Hybrid
LMP1

1	2	4:00.549 B	50.186	1:24.988	1:45.375			17.571		292.9	22:04	4:00.549
2	2	5:49.409	2:51.829	1:22.793	1:34.787	3.185		16.623	5.898	313.1	22:09	9:49.958
3	2	3:27.226	32.427	1:20.135	1:34.664	3.162	3.760	17.152	5.795	325.2	22:13	13:17.184
4	2	3:26.854	32.487	1:20.019	1:34.348	3.204	3.734	16.822	5.678	325.2	22:16	16:44.038
5	2	3:30.565	32.639	1:20.859	1:37.067	3.217	3.767	18.130	5.989	327.1	22:20	20:14.603
6	2	3:30.880	32.405	1:20.725	1:37.750	3.164	3.716	19.132	5.972	327.1	22:23	23:45.483
7	2	3:44.208 B	32.663	1:20.096	1:51.449		3.710	21.362		327.1	22:27	27:29.691
8	3	8:09.847	5:12.793	1:21.505	1:35.549	3.290		16.964	5.825	327.1	22:35	35:39.538
9	3	3:28.893	32.768	1:21.685	1:34.440	3.214	3.793	16.478	5.700	326.1	22:39	39:08.431
10	3	3:31.379	32.693	1:21.387	1:37.299	3.206	3.760	19.037	5.865	328.1	22:42	42:39.810
11	3	3:34.510	33.781	1:25.343	1:35.386	3.178	3.726	17.441	5.634	329.1	22:46	46:14.320
12	3	3:38.439 B	32.117	1:20.966	1:45.356		3.715	17.974		326.1	22:49	49:52.759
13	3	13:35.177	...	1:21.938	1:34.857	3.242		16.573	5.595	323.3	23:03	1:03:27.936
14	3	3:27.535	32.651	1:20.514	1:34.370	3.152	3.764	16.787	5.660	325.2	23:06	1:06:55.471
15	3	3:28.503	32.120	1:20.090	1:36.293	3.183	3.709	16.676	6.340	327.1	23:10	1:10:23.974
16	3	3:28.589	32.156	1:20.041	1:36.392	3.131	3.698	18.361	5.752	327.1	23:13	1:13:52.563
17	3	3:29.886	33.410	1:22.808	1:33.668	3.188	3.664	16.066	5.660	321.4	23:17	1:17:22.449
18	3	3:45.114 B	34.027	1:23.467	1:47.620		3.730	16.870		323.3	23:21	1:21:07.563
19	1	6:48.666	3:47.446	1:23.684	1:37.536	3.287		17.535	5.766	314.0	23:27	1:27:56.229
20	1	3:33.338	32.919	1:22.928	1:37.491	3.238	3.726	17.321	6.190	317.6	23:31	1:31:29.567
21	1	3:30.685	33.026	1:22.007	1:35.652	3.327	3.739	16.881	5.567	326.1	23:35	1:35:00.252



24 HEURES DU MANS

16-17 JUIN 2012



FIA WEC

80^e Edition des 24 Heures du Mans

Qualifying Practice Session 3

Sector Analysis

■ Personal Best ■ Session Best B Crossing the finish line in pit lane

Lap	D	Time	Sector 1	Sector 2	Sector 3	T6	T7	Porsche	Ford	T. Spd	Hour	Elapsed
22	1	3:29.545	32.914	1:20.713	1:35.918	3.278	3.762	17.154	5.631	327.1	23:38	1:38:29.797
23	1	3:41.966B	33.718	1:21.790	1:46.458		3.731			323.3	23:42	1:42:11.763
24	3	5:34.320	2:35.109	1:21.591	1:37.620	3.159		18.906	6.027	328.1	23:47	1:47:46.083
25	3	3:25.488	32.254	1:20.309	1:32.925	3.145	3.713	15.819	5.470	324.2	23:51	1:51:11.571
26	3	3:29.234	32.159	1:19.761	1:37.314	3.111	3.724	17.346	5.660	328.1	23:54	1:54:40.805
27	3	3:28.420	31.985	1:19.637	1:36.798	3.114	3.668	19.374	5.550	327.1	23:58	1:58:09.225
28	3	3:26.515	32.040	1:20.984	1:33.491	3.219	3.664	16.039	5.544	325.2	00:01	2:01:35.740

8	Toyota Racing	3.Stéphane Sarrazin	Toyota TS 030 - Hybrid
	1. Anthony Davidson		LMP1
	2. Sébastien Buemi		

1	1	4:18.566B	59.567	1:28.522	1:50.477			18.599		286.0	22:04	4:18.566
2	1	6:43.919	3:27.930	1:34.034	1:41.955	3.453			6.303	314.9	22:11	11:02.485
3	1	3:35.306	34.182	1:24.365	1:36.759	3.266	3.749		6.181	326.1	22:14	14:37.791
4	1	3:32.597	32.948	1:21.487	1:38.162	3.204	3.687		5.957	330.1	22:18	18:10.388
5	1	3:37.218B	33.067	1:21.146	1:43.005		3.668			330.1	22:21	21:47.606
6	1	4:54.491	1:54.437	1:21.627	1:38.427	3.194		18.042	6.001	323.3	22:26	26:42.097
7	1	3:50.191B	32.528	1:20.562	1:57.101		3.685			328.1	22:30	30:32.288
8	2	8:06.364	4:58.681	1:23.889	1:43.794	3.302			6.501	327.1	22:38	38:38.652
9	2	3:35.741	33.687	1:23.815	1:38.239	3.327	3.758		5.930	326.1	22:42	42:14.393
10	2	3:30.999	33.061	1:22.123	1:35.815	3.313	3.744	17.041	5.782	326.1	22:45	45:45.392
11	2	3:39.765	34.267	1:22.781	1:42.717	3.266	3.727		5.873	329.1	22:49	49:25.157
12	2	4:02.060B	32.948	1:22.793	2:06.319		3.724			326.1	22:53	53:27.217
13	2	11:08.952	8:01.130	1:25.591	1:42.231	3.275			6.202	322.3	23:04	1:04:36.169
14	2	3:37.936	34.337	1:23.630	1:39.969	3.266	3.752		6.711	324.2	23:08	1:08:14.105
15	2	3:42.861B	33.412	1:22.369	1:47.080		3.734	17.904		327.1	23:11	1:11:56.966
16	2	4:42.345	1:44.972	1:22.389	1:34.984	3.271		16.947	5.699	329.1	23:16	1:16:39.311
17	2	3:28.878	32.659	1:20.140	1:36.079	3.493	3.723	17.515	5.813	331.1	23:20	1:20:08.189
18	2	3:31.867	32.856	1:21.427	1:37.584	3.220	3.790		5.805	329.1	23:23	1:23:40.056
19	2	3:38.356B	32.654	1:22.298	1:43.404		3.698	16.707		328.1	23:27	1:27:18.412
20	1	5:16.932	2:16.831	1:21.427	1:38.674	3.237		19.439	5.830	327.1	23:32	1:32:35.344
21	1	3:26.349	32.574	1:20.004	1:33.771	3.284	3.706	16.399	5.527	326.1	23:36	1:36:01.693
22	1	3:36.580	32.445	1:19.837	1:44.298	3.201	3.704	19.346	6.897	328.1	23:39	1:39:38.273
23	1	3:40.168B	32.453	1:19.830	1:47.885		3.665			327.1	23:43	1:43:18.441
24	1	4:33.106	1:35.321	1:20.295	1:37.490	3.171			6.349	328.1	23:47	1:47:51.547
25	1	3:24.855	32.429	1:19.349	1:33.077	3.220	3.660	15.971	5.594	327.1	23:51	1:51:16.402
26	1	3:27.236	32.228	1:19.370	1:35.638	3.240	3.670	16.612	6.017	329.1	23:54	1:54:43.638
27	1	3:28.657	32.798	1:19.978	1:35.881	3.224	3.665		6.341	330.1	23:58	1:58:12.295
28	1	3:24.842	32.344	1:19.762	1:32.736	3.295	3.669	15.915	5.450	329.1	00:01	2:01:37.137

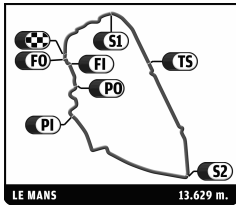
12	Rebellion Racing	3.Nick Heidfeld	Lola B12/60 Coupe - Toyota
	1. Nicolas Prost		LMP1
	2. Neel Jani		

1	2	7:12.878	4:07.179	1:25.744	1:39.955	3.466		17.484	6.179	306.1	22:07	7:12.878
2	2	3:37.618	33.952	1:24.422	1:39.244	3.358	3.958	17.843	6.068	310.4	22:10	10:50.496
3	2	3:37.625	33.362	1:23.933	1:40.330	3.381	3.920	18.504	5.941	310.4	22:14	14:28.121
4	2	3:35.073	33.460	1:23.028	1:38.585	3.427	3.920	16.729	5.854	311.3	22:18	18:03.194
5	2	3:35.146	33.437	1:23.408	1:38.301	3.393	3.923	17.152	5.992	313.1	22:21	21:38.340
6	2	3:34.476	33.428	1:23.461	1:37.587	3.363	3.908	16.861	5.801	310.4	22:25	25:12.816
7	2	3:36.194	33.600	1:23.885	1:38.709	3.399	3.901	17.075	5.886	310.4	22:28	28:49.010
8	2	3:48.662B	34.251	1:24.372	1:50.039		3.918	17.409		308.6	22:32	32:37.672
9	2	6:56.828	3:52.663	1:25.261	1:38.904	3.431		17.199	6.031	305.2	22:39	39:34.500
10	2	3:39.319	33.634	1:23.920	1:41.765	3.410	3.922	18.824	6.322	310.4	22:43	43:13.819
11	2	3:38.637	33.424	1:23.473	1:41.740	3.372	3.913	18.980	6.872	309.5	22:46	46:52.456
12	2	4:22.195B	33.530	1:27.183	2:21.482		3.889	34.002		305.2	22:51	51:14.651
13	3	15:28.493	...	1:28.406	1:45.022	3.537		19.013	7.507	302.7	23:06	1:06:43.144
14	3	3:42.650	34.415	1:25.846	1:42.389	3.618	3.984	18.210	7.483	310.4	23:10	1:10:25.794
15	3	3:39.588	34.214	1:24.774	1:40.600	3.530	4.009	17.994	6.340	308.6	23:14	1:14:05.382
16	3	3:42.219	34.110	1:24.812	1:43.297	3.539	3.973	19.807	6.493	308.6	23:17	1:17:47.601



24 HEURES DU MANS

16-17 JUIN 2012



FIA WEC

80^e Edition des 24 Heures du Mans

Qualifying Practice Session 3

Sector Analysis

■ Personal Best ■ Session Best B Crossing the finish line in pit lane

Lap	D	Time	Sector 1	Sector 2	Sector 3	T6	T7	Porsche	Ford	T. Spd	Hour	Elapsed
17	3	3:38.455	33.885	1:24.356	1:40.214	3.661	3.992	17.737	6.932	307.8	23:21	1:21:26.056
18	3	3:50.142 B	34.207	1:24.874	1:51.061		4.008	18.888		308.6	23:25	1:25:16.198
19	3	6:34.068	3:22.299	1:28.830	1:42.939	3.580		18.851	7.030	307.8	23:31	1:31:50.266
20	3	4:47.308 B	34.849	1:47.678	2:24.781		3.983	24.804		222.1	23:36	1:36:37.574
21	3	12:56.662	9:49.023	1:27.501	1:40.138	3.524		17.951	6.160	304.3	23:49	1:49:34.236
22	3	3:39.480	34.489	1:25.516	1:39.475	3.563	3.969	17.503	6.054	309.5	23:53	1:53:13.716
23	3	3:39.658	34.192	1:25.458	1:40.008	3.456	3.978	18.056	6.089	306.1	23:56	1:56:53.374
24	3	3:38.959	33.882	1:25.047	1:40.030	3.454	3.941	18.465	6.071	307.8	00:00	2:00:32.333

13 **Rebellion Racing**
 1. Andrea Belicchi
 2. Harold Primat
 3. Jeroen Bleekemolen
 Lola B12/60 Coupe - Toyota
 LMP1

1	2	8:54.338	5:40.308	1:30.085	1:43.945	3.730		18.598	6.515	306.1	22:08	8:54.338
2	2	3:43.358	35.569	1:26.236	1:41.553	3.812	4.043	17.954	6.393	309.5	22:12	12:37.696
3	2	3:46.201	35.429	1:26.501	1:44.271	3.724	4.055	18.958	6.747	312.2	22:16	16:23.897
4	2	3:44.111	35.315	1:26.271	1:42.525	3.657	4.029	17.999	6.348	309.5	22:20	20:08.008
5	2	3:48.167	35.616	1:28.316	1:44.235	3.748	4.009	20.320	6.410	309.5	22:23	23:56.175
6	2	3:42.812	35.068	1:26.459	1:41.285	3.650	4.029	17.965	6.183	308.6	22:27	27:38.987
7	2	3:43.473	35.010	1:26.570	1:41.893	3.634	4.002	18.059	6.333	307.8	22:31	31:22.460
8	2	3:43.242	35.010	1:26.823	1:41.409	3.702	4.000	17.953	6.319	306.9	22:35	35:05.702
9	2	3:44.567	35.059	1:26.403	1:43.105	3.709	4.014	18.720	6.361	307.8	22:38	38:50.269
10	2	3:46.692	34.802	1:27.973	1:43.917	3.756	4.013	19.474	6.379	311.3	22:42	42:36.961
11	2	3:49.200	36.333	1:29.647	1:43.220	3.645	4.021	18.555	6.517	291.4	22:46	46:26.161
12	2	4:09.455 B	35.244	1:27.436	2:06.775		3.991	28.036		308.6	22:50	50:35.616
13	2	15:15.485	...	1:32.337	1:50.302	3.804		20.679	6.724	249.5	23:05	1:05:51.101
14	2	4:00.852 B	36.051	1:28.704	1:56.097		4.068	19.507		306.1	23:09	1:09:51.953
15	2	7:27.076	4:15.781	1:27.780	1:43.515	3.624		18.308	6.391	307.8	23:17	1:17:19.029
16	2	3:47.652	36.456	1:27.213	1:43.983	3.619	3.990	18.653	6.702	309.5	23:21	1:21:06.681
17	2	3:42.568	34.853	1:25.841	1:41.874	3.587	3.995	18.270	6.316	312.2	23:24	1:24:49.249
18	2	3:59.419 B	35.146	1:26.621	1:57.652		3.982	18.908		312.2	23:28	1:28:48.668
19	3	5:29.327	2:18.271	1:27.929	1:43.127	3.547		19.107	6.380	307.8	23:34	1:34:17.995
20	3	3:42.768	34.798	1:25.992	1:41.978	3.652	3.982	18.513	6.345	308.6	23:38	1:38:00.763
21	3	3:42.391	34.665	1:25.781	1:41.945	3.536	4.011	19.035	6.348	309.5	23:41	1:41:43.154
22	3	3:42.809	34.669	1:26.191	1:41.949	3.542	3.953	18.706	6.329	314.0	23:45	1:45:25.963
23	3	3:41.533	34.521	1:26.061	1:40.951	3.507	3.960	18.380	6.270	311.3	23:49	1:49:07.496
24	3	3:41.636	34.890	1:25.142	1:41.604	3.482	4.128	18.242	6.168	308.6	23:52	1:52:49.132
25	3	4:16.125 B	34.272	1:32.654	2:09.199		3.933	23.999		309.5	23:57	1:57:05.257

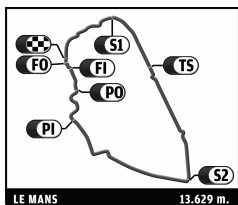
15 **Oak Racing**
 1. Franck Montagny
 2. Bertrand Baguette
 3. Dominik Kraihamer
 Oak Pescarolo - Judd
 LMP1

1	1	7:20.118	4:11.172	1:27.426	1:41.520	3.465		17.871	6.201	307.8	22:07	7:20.118
2	1	3:40.126	34.547	1:25.230	1:40.349	3.463	4.026	17.495	6.036	308.6	22:11	11:00.244
3	1	3:44.310	35.853	1:27.923	1:40.534	3.492	4.011	17.559	6.217	280.2	22:14	14:44.554
4	1	3:39.263	34.242	1:24.937	1:40.084	3.453	4.017	17.580	6.031	308.6	22:18	18:23.817
5	1	3:40.307	35.020	1:25.356	1:39.931	3.497	3.994	17.579	6.091	311.3	22:22	22:04.124
6	1	3:47.957 B	34.355	1:24.723	1:48.879		4.018	17.504		311.3	22:25	25:52.081
7	3	5:31.057	2:22.930	1:28.053	1:40.074	3.537		17.598	6.027	304.3	22:31	31:23.138
8	3	3:39.338	34.755	1:25.337	1:39.246	3.538	4.029	17.077	5.863	308.6	22:35	35:02.476
9	3	3:52.517	33.984	1:25.910	1:52.623	3.751	4.026	18.287	6.272	309.5	22:38	38:54.993
10	3	3:42.496	35.019	1:26.124	1:41.353	3.417	4.087	18.014	6.029	308.6	22:42	42:37.489
11	3	3:39.811	34.381	1:24.784	1:40.646	3.445	3.974		5.948	310.4	22:46	46:17.300
12	3	4:06.820 B	35.056	1:26.960	2:04.804		3.984	26.593		310.4	22:50	50:24.120
13	3	23:18.154	...	1:31.267	1:42.844	3.490			6.419	300.2	23:13	1:13:42.274
14	3	3:37.303	33.972	1:25.002	1:38.329	3.445	4.008	17.137	5.724	309.5	23:17	1:17:19.577
15	3	3:45.116	36.514	1:27.000	1:41.602	3.393	3.973		6.151	306.1	23:21	1:21:04.693
16	3	3:35.584	33.367	1:23.983	1:38.234	3.487	3.960		5.686	313.1	23:24	1:24:40.277
17	3	3:51.897 B	36.936	1:25.619	1:49.342		3.988			307.8	23:28	1:28:32.174



24 HEURES DU MANS

16-17 JUIN 2012



FIA WEC

80^e Edition des 24 Heures du Mans

Qualifying Practice Session 3

Sector Analysis

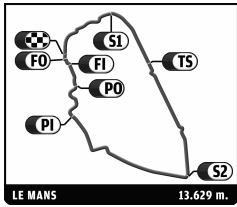
■ Personal Best ■ Session Best B Crossing the finish line in pit lane

Lap	D	Time	Sector 1	Sector 2	Sector 3	T6	T7	Porsche	Ford	T. Spd	Hour	Elapsed
16		Pescarolo Team										Pescarolo 03 - Judd
		1. Emmanuel Collard 3. Stuart Hall										LMP1
		2. Jean-Christophe Boullion										
1	3	19:52.578	...	1:35.420	1:50.471	3.938		20.748	6.918	280.2	22:19	19:52.578
2	3	3:58.187	37.690	1:31.331	1:49.166	3.781	4.206	22.267	6.766	302.7	22:23	23:50.765
3	3	3:54.549	36.967	1:29.562	1:48.020	3.762	4.153	20.434	6.852	297.7	22:27	27:45.314
4	3	3:53.189	36.604	1:29.878	1:46.707	3.715	4.148	20.340	6.434	298.5	22:31	31:38.503
5	3	3:51.465	36.192	1:29.235	1:46.038	3.785	4.126	19.990	6.476	296.9	22:35	35:29.968
6	3	3:50.637	36.578	1:28.737	1:45.322	3.683	4.149	19.862	6.364	297.7	22:39	39:20.605
7	3	4:02.782 B	35.859	1:27.968	1:58.955	3.683	4.116	21.396	6.364	301.0	22:43	43:23.387
8	3	7:23.350 B	3:31.774	1:31.604	2:19.972	3.683	4.116	34.436	6.364	297.7	22:50	50:46.737
9	1	17:56.625	...	1:36.482	1:48.905	3.660		20.346	6.693	251.2	23:08	1:08:43.362
10	1	3:54.583	35.794	1:30.023	1:48.766	3.784	4.130	20.571	6.527	298.5	23:12	1:12:37.945
11	1	3:59.681 B	36.190	1:29.464	1:54.027	3.784	4.151	20.205	6.527	298.5	23:16	1:16:37.626
12	3	6:21.165	3:03.329	1:30.442	1:47.394	3.780		20.217	6.359	296.1	23:22	1:22:58.791
13	3	3:53.165	36.764	1:30.514	1:45.887	3.686	4.163	19.767	6.351	296.9	23:26	1:26:51.956
14	3	3:52.199	36.252	1:29.390	1:46.557	3.742	4.134	20.156	6.544	298.5	23:30	1:30:44.155
15	3	3:51.735	37.033	1:29.236	1:45.466	3.679	4.141	19.556	6.320	298.5	23:34	1:34:35.890
16	3	3:48.716	35.880	1:28.374	1:44.462	3.682	4.116	19.281	6.167	296.9	23:38	1:38:24.606
17	3	4:06.173 B	35.750	1:31.257	1:59.166	3.682	4.123	21.558	6.167	298.5	23:42	1:42:30.779
18	3	5:22.167	2:01.565	1:29.157	1:51.445	3.687		22.532	6.658	296.9	23:47	1:47:52.946
19	3	3:53.392	36.509	1:29.314	1:47.569	3.592	4.122	19.940	6.312	295.3	23:51	1:51:46.338
20	3	3:50.029	36.320	1:29.200	1:44.509	3.575	4.081	19.215	6.211	296.9	23:55	1:55:36.367
21	3	3:59.426 B	35.644	1:28.575	1:55.207	3.575	4.066	19.334	6.211	296.9	23:59	1:59:35.793
17		Pescarolo Team										Dome - Judd
		1. Sébastien Bourdais 3. Seiji Ara										LMP1
		2. Nicolas Minassian										
1	1	3:55.971	47.315	1:30.562	1:38.094	3.303		16.447	5.863	302.7	22:03	3:55.971
2	1	3:36.177	33.287	1:23.758	1:39.132	3.312	3.948	17.924	5.827	312.2	22:07	7:32.148
3	1	3:33.066	33.189	1:22.481	1:37.396	3.326	3.921	17.100	5.603	313.1	22:11	11:05.214
4	1	3:46.283 B	33.217	1:24.857	1:48.209	3.326	3.924	17.026	5.603	312.2	22:14	14:51.497
5	3	14:41.023	...	1:27.515	1:41.371	3.538		18.043	6.078	304.3	22:29	29:32.520
6	3	3:41.107	34.676	1:26.195	1:40.236	3.498	4.032	17.662	6.003	306.9	22:33	33:13.627
7	3	3:40.666	34.081	1:25.388	1:41.197	3.463	4.009	18.029	6.088	307.8	22:36	36:54.293
8	3	3:42.865	34.235	1:25.395	1:43.235	3.463	3.988	19.226	6.794	310.4	22:40	40:37.158
9	3	3:45.432	37.619	1:27.075	1:40.738	3.476	3.964	17.784	6.030	308.6	22:44	44:22.590
21		Strakka Racing										HPD ARX 03a - Honda
		1. Nick Leventis 3. Jonny Kane										LMP1
		2. Danny Watts										
1	1	7:55.288	4:27.002	1:41.416	1:46.870	3.613		19.976	6.710	203.5	22:07	7:55.288
2	1	3:47.528	37.080	1:27.486	1:42.962	3.629	3.970	19.053	6.511	317.6	22:11	11:42.816
3	1	3:43.899	35.580	1:25.732	1:42.587	3.798	3.959	18.718	6.486	315.8	22:15	15:26.715
4	1	3:45.848	36.982	1:25.836	1:43.030	3.685	3.999	18.831	6.543	316.7	22:19	19:12.563
5	1	3:59.637 B	35.836	1:26.827	1:56.974	3.685	3.958	19.556	6.543	314.9	22:23	23:12.200
6	3	5:40.254	2:31.186	1:26.121	1:42.947	3.375		19.310	6.292	302.7	22:28	28:52.454
7	3	3:40.521	34.229	1:24.964	1:41.328	3.401	3.884	19.365	6.026	320.4	22:32	32:32.975
8	3	4:28.642 B	36.450	1:44.710	2:07.482	3.401	3.897	24.264	6.026	227.2	22:37	37:01.617
9	3	5:55.712	2:42.248	1:29.873	1:43.591	3.430		19.474	6.237	289.0	22:42	42:57.329
10	3	3:42.388	35.626	1:24.836	1:41.926	3.416	3.896	19.988	6.073	317.6	22:46	46:39.717
11	3	4:09.384 B	34.035	1:25.424	2:09.925	3.416	3.888	27.981	6.073	317.6	22:50	50:49.101
12	2	15:43.779	...	1:28.000	1:44.337	3.508		19.559	6.999	278.0	23:06	1:06:32.880
13	2	3:39.799	34.322	1:24.962	1:40.515	3.434	3.926	18.222	6.177	314.9	23:10	1:10:12.679
14	2	3:38.075	34.142	1:23.946	1:39.987	3.517	3.898	17.608	5.998	318.5	23:13	1:13:50.754
15	2	3:37.253	34.349	1:24.368	1:38.536	3.492	3.908	17.449	5.952	322.3	23:17	1:17:28.007
16	2	4:01.398 B	35.356	1:26.744	1:59.298	3.492	3.903	19.524	5.952	319.5	23:21	1:21:29.405



24 HEURES DU MANS

16-17 JUIN 2012



FIA WEC

80^e Edition des 24 Heures du Mans

Qualifying Practice Session 3

Sector Analysis

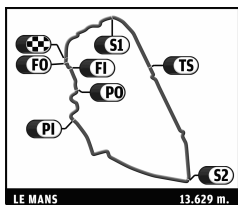
■ Personal Best ■ Session Best B Crossing the finish line in pit lane

Lap	D	Time	Sector 1	Sector 2	Sector 3	T6	T7	Porsche	Ford	T. Spd	Hour	Elapsed	
22	JRM 1. David Brabham 2. Karun Chandhok		3. Peter Dumbreck										HPD ARX 03a - Honda LMP1
	1	3	4:33.439	1:23.276	1:28.044	1:42.119	3.564		19.360	6.318	291.4	22:04	4:33.439
	2	3	3:45.346	34.765	1:29.917	1:40.664	3.540	3.997	17.933	6.182	314.9	22:08	8:18.785
	3	3	3:39.067	34.112	1:24.411	1:40.544	3.498	3.980	17.662	6.194	310.4	22:11	11:57.852
	4	3	3:40.324	33.719	1:25.173	1:41.432	3.516	3.961	19.570	6.044	315.8	22:15	15:38.176
	5	3	3:48.659 B	33.788	1:24.492	1:50.379		3.969	18.468		310.4	22:19	19:26.835
	6	3	45:40.740	...	1:28.624	1:45.817	3.531		20.788	6.492	301.0	23:05	1:05:07.575
	7	3	3:39.099	34.140	1:24.405	1:40.554	3.475	3.972	18.474	6.095	312.2	23:08	1:08:46.674
	8	3	3:38.236	33.809	1:24.436	1:39.991	3.624	3.941	17.937	6.458	313.1	23:12	1:12:24.910
	9	3	3:37.297	34.430	1:23.887	1:38.980	3.423	3.972	17.414	5.974	311.3	23:16	1:16:02.207
	10	3	3:50.274 B	34.398	1:25.147	1:50.729		3.907	19.690		312.2	23:19	1:19:52.481
	11	3	35:55.586	...	1:27.160	1:42.410	3.451		18.381	6.815	294.5	23:55	1:55:48.067
	12	3	3:37.363	34.512	1:24.060	1:38.791	3.418	3.929	17.554	5.903	309.5	23:59	1:59:25.430
13	3	3:35.421	33.592	1:23.464	1:38.365	3.479	3.914	17.279	5.879	312.2	00:03	1:59:00.851	
23	Signatech Nissan 1. Franck Mailleux 2. Olivier Lombard		3. Jordan Tresson										Oreca 03 - Nissan LMP2
	1	1	4:21.577	1:08.195	1:29.060	1:44.322	3.475		18.494	6.303	293.7	22:04	4:21.577
	2	1	3:44.734	35.516	1:27.679	1:41.539	3.516	4.087	17.448	6.222	294.5	22:08	8:06.311
	3	1	3:47.225	34.984	1:27.200	1:45.041	3.513	4.101	18.597	7.418	295.3	22:11	11:53.536
	4	1	3:48.059	35.376	1:30.783	1:41.900	3.562	4.096	17.425	6.247	299.3	22:15	15:41.595
	5	1	3:58.067 B	36.100	1:30.681	1:51.286		4.104	17.773		294.5	22:19	19:39.662
	6	1	6:24.373	3:12.792	1:28.346	1:43.235	3.451		17.000	6.533	296.1	22:26	26:04.035
	7	1	3:44.444	35.663	1:28.241	1:40.540	3.419	4.068	17.197	6.201	291.4	22:29	29:48.479
	8	1	3:41.982	34.867	1:27.128	1:39.987	3.515	4.056	16.862	6.026	294.5	22:33	33:30.461
	9	1	3:42.588	34.398	1:26.414	1:41.776	3.444	4.090	18.303	6.010	296.1	22:37	37:13.049
	10	1	3:43.099	35.132	1:27.308	1:40.659	3.512	4.049	17.004	6.254	296.9	22:40	40:56.148
	11	1	3:53.271 B	36.517	1:27.860	1:48.894		4.067	17.175		294.5	22:44	44:49.419
	12	2	7:11.780 B	2:55.871	1:31.780	2:44.129			34.019		293.7	22:52	52:01.199
	13	2	12:12.121	8:52.224	1:31.307	1:48.590	3.604		20.645	7.545	292.1	23:04	1:04:13.320
	14	2	3:47.242	36.609	1:28.067	1:42.566	3.626	4.134	17.708	6.424	296.1	23:08	1:08:00.562
	15	2	3:48.369	35.503	1:27.698	1:45.168	3.561	4.134	19.184	6.750	296.1	23:11	1:11:48.931
	16	2	3:45.451	35.138	1:27.581	1:42.732	3.641	4.093	17.851	6.450	295.3	23:15	1:15:34.382
	17	2	3:55.643 B	35.232	1:28.596	1:51.815		4.140	18.590		296.1	23:19	1:19:30.025
	18	3	5:33.827	2:17.855	1:30.159	1:45.813	3.730		18.852	6.631	295.3	23:25	1:25:03.852
	19	3	3:54.111	35.934	1:31.214	1:46.963	3.650	4.174	19.834	6.621	296.9	23:28	1:28:57.963
	20	3	3:51.681	36.297	1:29.666	1:45.718	3.704	4.145	18.985	6.562	296.1	23:32	1:32:49.644
	21	3	3:50.628	35.971	1:29.726	1:44.931	3.679	4.165	18.478	6.617	294.5	23:36	1:36:40.272
	22	3	3:51.958	35.777	1:28.932	1:47.249	3.664	4.147	18.954	7.936	294.5	23:40	1:40:32.230
	23	3	3:49.089	35.884	1:28.888	1:44.317	3.681	4.132	18.344	6.548	293.7	23:44	1:44:21.319
	24	3	3:49.678	35.501	1:28.748	1:45.429	3.667	4.142	19.711	6.467	296.1	23:48	1:48:10.997
	25	3	3:48.330	35.913	1:28.088	1:44.329	3.674	4.136	19.088	6.525	296.1	23:51	1:51:59.327
	26	3	3:47.209	35.440	1:28.328	1:43.441	3.685	4.124	18.074	6.444	294.5	23:55	1:55:46.536
	27	3	3:48.569	35.336	1:28.791	1:44.442	3.639	4.130	18.522	6.512	296.9	23:59	1:59:35.105
28	3	3:56.383 B	35.788	1:28.529	1:52.066		4.114	18.529		295.3	00:03	2:03:31.488	
24	Oak Racing 1. Jacques Nicolet 2. Matthieu Lahaye		3. Olivier Pla										Morgan - Judd LMP2
	1	2	7:01.301	3:48.293	1:30.311	1:42.697	3.586		18.016	6.199	294.5	22:07	7:01.301
	2	2	3:44.685	35.316	1:28.079	1:41.290	3.498	4.121	17.858	6.254	301.0	22:10	10:45.986
	3	2	3:46.259	35.076	1:27.943	1:43.240	3.537	4.081	19.794	6.177	301.8	22:14	14:32.245
	4	2	3:45.006	35.239	1:28.731	1:41.036	3.544	4.088	17.603	6.088	301.0	22:18	18:17.251
	5	2	3:44.956	35.229	1:27.259	1:42.468	3.565	4.089	18.883	6.204	301.8	22:22	22:02.207
6	2	3:47.510	34.960	1:27.211	1:45.339	3.543	4.095	20.336	6.367	301.8	22:25	25:49.717	



24 HEURES DU MANS

16-17 JUIN 2012



FIA WEC

80^e Edition des 24 Heures du Mans

Qualifying Practice Session 3

Sector Analysis

■ Personal Best ■ Session Best B Crossing the finish line in pit lane

Lap	D	Time	Sector 1	Sector 2	Sector 3	T6	T7	Porsche	Ford	T. Spd	Hour	Elapsed
7	2	3:57.330B	35.731	1:31.467	1:50.132		4.079			306.1	22:29	29:47.047
8	2	21:00.891B	...	1:28.506	2:15.587					301.8	22:50	50:47.938
9	2	13:00.633	9:46.501	1:30.530	1:43.602	3.512		6.440		280.2	23:03	1:03:48.571
10	2	3:44.072	35.222			3.489	4.081	6.009		301.0	23:07	1:07:32.643
11	2	3:45.109	34.860	1:27.011	1:43.238	3.549	4.064	6.084		302.7	23:11	1:11:17.752
12	2	3:47.984	35.314	1:28.575	1:44.095	3.559	4.083	6.914		301.8	23:15	1:15:05.736
13	2	3:56.914B	35.082	1:27.436	1:54.396		4.097			301.0	23:19	1:19:02.650
14	3	15:45.799	...	1:27.911	1:42.797	3.430		6.075		299.3	23:34	1:34:48.449
15	3	3:40.310	34.455	1:25.672	1:40.183	3.485	4.065	17.417	5.906	303.5	23:38	1:38:28.759
16	3	3:45.162	34.306	1:26.753	1:44.103	3.468	4.070	19.208	6.085	304.3	23:42	1:42:13.921
17	3	3:57.256B	34.587	1:25.876	1:56.793		4.066	18.823		301.8	23:46	1:46:11.177

25 **ADR-Delta** 3.Tor Graves Oreca 03 - Nissan LMP2
 1.John Martin
 2.Jan Charouz

1	1	6:28.806	3:11.009	1:33.239	1:44.558	3.520		18.790	6.450	227.2	22:06	6:28.806
2	1	3:39.495	34.168	1:25.593	1:39.734	3.544	4.057	17.126	6.569	301.0	22:10	10:08.301
3	1	3:43.387	34.884	1:26.231	1:42.272	3.530	4.059	19.512	6.185	300.2	22:13	13:51.688
4	1	3:38.181	33.912	1:25.311	1:38.958	3.559	4.061	17.080	5.837	299.3	22:17	17:29.869
5	1	3:53.064B	35.803	1:27.854	1:49.407		4.065	18.462		280.9	22:21	21:22.933
6	1	10:56.215	7:39.578	1:29.510	1:47.127	3.667		20.654	6.775	269.8	22:32	32:19.148
7	1	3:46.463	35.745	1:27.917	1:42.801	3.658	4.136	18.354	6.511	299.3	22:36	36:05.611
8	1	3:48.381	35.128	1:30.779	1:42.474	3.615	4.115	18.099	6.296	298.5	22:39	39:53.992
9	1	3:45.057	35.706	1:27.032	1:42.319	3.609	4.109	18.199	6.426	299.3	22:43	43:39.049
10	1	3:57.918B	34.782	1:28.643	1:54.493		4.110	18.631		300.2	22:47	47:36.967
11	1	20:20.876	...	1:28.720	1:44.799	3.534		19.721	6.504	297.7	23:07	1:07:57.843
12	1	3:45.141	35.930	1:27.332	1:41.879	3.650	4.059	18.099	6.481	301.0	23:11	1:11:42.984
13	1	3:51.493B	34.589	1:27.520	1:49.384		4.102	18.121		278.0	23:15	1:15:34.477
14	2	8:52.474	5:36.660	1:30.933	1:44.881	3.640		18.619	6.865	296.1	23:24	1:24:26.951
15	2	3:46.699	35.451	1:28.707	1:42.541	3.569	4.100	17.735	6.448	298.5	23:28	1:28:13.650
16	2	3:56.425B	34.841	1:27.832	1:53.752		4.069	17.838		299.3	23:32	1:32:10.075

26 **Signatech Nissan** 3.Roman Rusinov Oreca 03 - Nissan LMP2
 1.Nelson Panciatichi
 2.Pierre Ragues

1	3	8:29.363	5:10.568	1:33.557	1:45.238	3.692		19.004	6.559	292.1	22:08	8:29.363
2	3	3:46.933	35.863	1:28.362	1:42.708	3.573	4.161	18.099	6.230	297.7	22:12	12:16.296
3	3	3:47.439	35.314	1:28.182	1:43.943	3.574	4.127	17.973	7.290	294.5	22:16	16:03.735
4	3	3:49.992	37.047	1:27.777	1:45.168	3.556	4.123	20.428	6.287	293.7	22:19	19:53.727
5	3	3:47.287	36.232	1:28.467	1:42.588	3.606	4.107	18.196	6.110	297.7	22:23	23:41.014
6	3	3:55.309B	35.101	1:27.712	1:52.496		4.129	18.829		294.5	22:27	27:36.323
7	1	5:50.618	2:36.520	1:31.237	1:42.861	3.463		18.326	6.018	293.7	22:33	33:26.941
8	1	3:45.830	34.570	1:27.413	1:43.847	3.591	4.079	18.492	6.012	292.9	22:37	37:12.771
9	1	3:44.622	34.559	1:28.051	1:42.012	3.466	4.124	17.773	5.906	294.5	22:40	40:57.393
10	1	3:45.185	35.727	1:27.917	1:41.541	3.587	4.066	17.722	6.182	296.9	22:44	44:42.578

28 **Gulf Racing Middle East** 3.Ludovic Badey Lola B12/80 Coupe - Nissan LMP2
 1.Fabien Giroix
 2.Stefan Johansson

1	1	1:05:51.829	...	1:38.011	1:52.694	3.826		21.926	7.168	245.5	23:05	1:05:51.829
2	1	4:15.649B	36.929	1:30.636	2:08.084		4.240	22.112		292.1	23:10	1:10:07.478

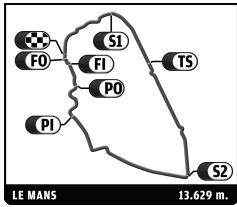
29 **Gulf Racing Middle East** 3.Marc Rostan Lola B12/80 Coupe - Nissan LMP2
 1.Jean-Denis Deletraz
 2.Keiko Ihara

1	2	45:37.049B	...	2:09.227	2:42.819			29.452		154.5	22:45	45:37.049
2	2	29:51.024	...	1:40.920	1:59.667	4.007		24.302	8.133	271.1	23:15	1:15:28.073
3	2	4:10.294	38.826	1:34.873	1:56.595	3.975	4.247	23.772	7.945	287.5	23:19	1:19:38.367
4	2	4:07.118	38.063	1:33.395	1:55.660	3.897	4.229	23.031	7.633	286.8	23:23	1:23:45.485
5	2	4:02.471	37.073	1:33.877	1:51.521	3.988	4.198	20.787	7.368	289.0	23:27	1:27:47.956



24 HEURES DU MANS

16-17 JUIN 2012



FIA WEC

80^e Edition des 24 Heures du Mans

Qualifying Practice Session 3

Sector Analysis

■ Personal Best ■ Session Best B Crossing the finish line in pit lane

Lap	D	Time	Sector 1	Sector 2	Sector 3	T6	T7	Porsche	Ford	T. Spd	Hour	Elapsed
6	2	4:00.445	36.583	1:31.576	1:52.286	3.777	4.221	22.368	7.259	287.5	23:31	1:31:48.401
7	2	4:22.520B	41.131	1:36.323	2:05.066		4.162	22.030		247.8	23:36	1:36:10.921
8	3	8:01.006B	4:09.717	1:34.983	2:16.306			23.559		284.5	23:44	1:44:11.927
9	3	5:40.286	2:16.632	1:33.003	1:50.651	3.716		21.045	6.953	289.0	23:49	1:49:52.213
10	3	3:58.895	37.189	1:31.760	1:49.946	3.794	4.160	20.822	7.142	286.0	23:53	1:53:51.108
11	3	4:01.321	38.326	1:32.814	1:50.181	3.790	4.185	20.320	7.243	286.0	23:57	1:57:52.429
12	3	4:14.558B	36.685	1:32.543	2:05.330		4.189	21.145		286.8	00:02	2:02:06.987

30	Status Grand Prix											Lola - Judd LMP2
	1. Alexander Sims		3. Romain Iannetta									
	2. Yelmer Buurman											

1	2	4:05.210	51.095	1:30.309	1:43.806	3.540		17.901	6.791	293.7	22:04	4:05.210
2	2	3:40.989	34.328	1:27.113	1:39.548	3.659	4.130	16.472	6.039	296.1	22:07	7:46.199
3	2	3:42.531	34.384	1:26.215	1:41.932	3.657	4.162	17.771	6.312	296.9	22:11	11:28.730
4	2	3:41.669	34.840	1:26.880	1:39.949	3.665	4.161	16.813	6.115	296.9	22:15	15:10.399
5	2	3:41.519	34.576	1:27.242	1:39.701	3.609	4.152	16.486	6.145	298.5	22:18	18:51.918
6	2	3:40.280	34.206	1:26.783	1:39.291	3.536	4.142	16.486	6.065	295.3	22:22	22:32.198
7	2	3:41.241	34.609	1:26.009	1:40.623	3.556	4.113	16.751	6.088	294.5	22:26	26:13.439
8	2	3:53.049B	34.362	1:26.274	1:52.413		4.115	18.623		297.7	22:30	30:06.488
9	1	5:59.347	2:49.989	1:27.618	1:41.740	3.596		17.494	6.164	296.1	22:36	36:05.835
10	1	3:44.590	35.233	1:29.025	1:40.332	3.528	4.134	17.161	5.930	295.3	22:39	39:50.425
11	1	3:41.500	34.570	1:26.724	1:40.206	3.536	4.130	17.158	5.860	294.5	22:43	43:31.925
12	1	3:41.954	34.871	1:26.569	1:40.514	3.480	4.121	17.068	6.060	294.5	22:47	47:13.879
13	1	4:49.866B	35.964	1:33.271	2:40.631		4.090	34.338		257.7	22:52	52:03.745
14	3	14:03.244	...	1:34.595	1:49.424	3.678		20.381	6.813	289.0	23:06	1:06:06.989
15	3	3:55.092	37.459	1:30.923	1:46.710	3.652	4.188	19.593	6.505	292.1	23:10	1:10:02.081
16	3	3:53.722	36.376	1:29.740	1:47.606	3.907	4.171	20.229	6.370	294.5	23:13	1:13:55.803
17	3	3:53.430	36.558	1:29.326	1:47.546	3.688	4.254	20.129	7.103	296.1	23:17	1:17:49.233
18	3	3:51.596	36.371	1:29.455	1:45.770	3.635	4.170	19.353	6.300	292.9	23:21	1:21:40.829
19	3	7:34.283B	37.641	4:28.463	2:28.179		4.155	27.471		293.7	23:29	1:29:15.112

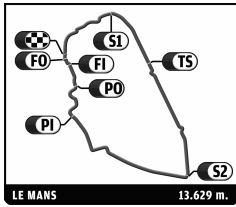
31	Lotus											Lola B12/80 Coupe - Lotus LMP2
	1. Thomas Holzer		3. Luca Moro									
	2. Mirco Schultis											

1	3	15:02.001B	9:53.958	2:18.007	2:50.036			32.241		146.3	22:15	15:02.001
2	3	7:45.071	4:17.354	1:34.944	1:52.773	3.905		22.205	7.845	287.5	22:22	22:47.072
3	3	3:58.044	37.209	1:30.726	1:50.109	3.872	4.255	20.722	7.181	292.9	22:26	26:45.116
4	3	3:56.139	36.807	1:30.349	1:48.983	3.915	4.245	20.584	7.349	292.1	22:30	30:41.255
5	3	3:59.203	37.223	1:31.425	1:50.555	4.179	4.261	20.994	7.566	293.7	22:34	34:40.458
6	3	4:04.409	37.051	1:30.928	1:56.430	4.043	4.312	24.426	7.837	293.7	22:38	38:44.867
7	3	4:06.227	37.230	1:32.360	1:56.637	3.963	4.282	22.537	7.578	293.7	22:42	42:51.094
8	3	4:05.020	39.854	1:31.538	1:53.628	4.217	4.256	21.423	7.185	288.3	22:46	46:56.114
9	3	5:02.218B	38.906	1:40.601	2:42.711		4.319	33.572		271.8	22:51	51:58.332
10	2	12:54.914	9:12.923	1:37.146	2:04.845	4.202		23.477	12.536	256.5	23:04	1:04:53.246
11	2	4:09.908	39.721	1:34.561	1:55.626	3.887	4.337	23.162	7.957	292.1	23:09	1:09:03.154
12	2	4:07.489	39.252	1:34.358	1:53.879	3.773	4.243	22.708	7.910	250.6	23:13	1:13:10.643
13	2	4:06.340	38.450	1:33.349	1:54.541	3.978	4.198	22.370	7.889	296.1	23:17	1:17:16.983
14	2	4:08.939	38.685	1:35.864	1:54.390	3.833	4.254	22.225	7.791	295.3	23:21	1:21:25.922
15	2	4:23.809B	41.056	1:36.260	2:06.493		4.220	22.406		292.1	23:25	1:25:49.731
16	1	5:50.027	2:23.660	1:35.348	1:51.019	3.644		21.331	6.820	278.7	23:31	1:31:39.758
17	1	3:52.260	36.414	1:30.048	1:45.798	3.557	4.158	19.810	6.456	295.3	23:35	1:35:32.018
18	1	3:51.467	35.610	1:28.954	1:46.903	3.521	4.123	21.203	6.474	296.9	23:39	1:39:23.485
19	1	3:47.911	35.572	1:28.564	1:43.775	3.535	4.113	19.217	6.012	295.3	23:43	1:43:11.396
20	1	3:58.362	36.993	1:31.438	1:49.931	3.531	4.112	21.303	6.124	291.4	23:47	1:47:09.758
21	1	3:47.180	35.222	1:28.591	1:43.367	3.553	4.116	18.959	5.959	294.5	23:50	1:50:56.938
22	1	3:54.253	35.154	1:28.501	1:50.598	3.573	4.122	21.249	6.208	296.9	23:54	1:54:51.191
23	1	3:46.754	35.264	1:27.971	1:43.519	3.475	4.119	18.806	6.012	296.9	23:58	1:58:37.945
24	1	3:45.664	35.426	1:27.519	1:42.719	3.527	4.082	18.578	5.902	298.5	00:02	2:02:23.609



24 HEURES DU MANS

16-17 JUIN 2012



FIA WEC

80^e Edition des 24 Heures du Mans

Qualifying Practice Session 3

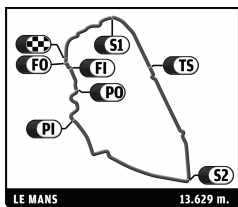
Sector Analysis

Lap	D	Time	Sector 1	Sector 2	Sector 3	T6	T7	Porsche	Ford	T. Spd	Hour	Elapsed
<div style="display: flex; justify-content: space-between; align-items: center;"> <div style="border: 1px solid black; padding: 2px;"> 33 </div> <div> Level 5 Motorsport 1.Scott Tucker 2.Christophe Bouchut </div> <div> 3.Luis Diaz </div> <div> HPD ARX 03b - Honda LMP2 </div> </div>												
1	1	5:00.459 B	54.060	1:51.131	2:15.268			24.193		231.0	22:05	5:00.459
2	1	9:29.952	6:10.248	1:30.087	1:49.617	3.678		21.524	6.819	296.9	22:14	14:30.411
3	1	3:52.549	36.061	1:29.369	1:47.119	3.788	4.142	19.911	6.725	296.9	22:18	18:22.960
4	1	3:52.356	37.441	1:28.657	1:46.258	3.801	4.170	20.273	6.651	298.5	22:22	22:15.316
5	1	3:58.868 B	36.091	1:28.985	1:53.792		4.189	20.020		296.1	22:26	26:14.184
6	3	6:38.559	3:18.020	1:31.462	1:49.077	3.614		20.637	6.912	298.5	22:32	32:52.743
7	3	3:52.353	36.179	1:30.655	1:45.519	3.484	4.135	19.331	6.504	296.9	22:36	36:45.096
8	3	3:51.641	35.221	1:28.840	1:47.580	3.506	4.081	19.280	6.700	298.5	22:40	40:36.737
9	3	3:55.581	40.163	1:30.557	1:44.861	3.475	4.060	19.024	6.347	299.3	22:44	44:32.318
10	3	3:48.572	35.151	1:28.242	1:45.179	3.465	4.081	20.384	6.331	297.7	22:48	48:20.890
11	3	4:13.678 B	35.136	1:30.360	2:08.182		4.066	28.110		295.3	22:52	52:34.568
12	3	15:39.290	...	1:30.874	1:49.207	3.497		21.904	6.635	296.1	23:08	1:08:13.858
13	3	4:00.650 B	35.617	1:30.679	1:54.354		4.092	19.772		298.5	23:12	1:12:14.508
14	3	9:04.607	5:47.649	1:31.010	1:45.948	3.522		19.206	6.335	296.9	23:21	1:21:19.115
15	3	3:50.166	35.176	1:29.676	1:45.314	3.431	4.105	19.453	6.166	296.9	23:25	1:25:09.281
16	3	4:03.238 B	34.969	1:29.784	1:58.485		4.059	20.768		300.2	23:29	1:29:12.519
17	3	8:29.003	5:15.995	1:29.359	1:43.649	3.382		18.906	6.057	295.3	23:37	1:37:41.522
18	3	3:46.214	34.740	1:28.362	1:43.112	3.374	4.057	18.464	5.927	300.2	23:41	1:41:27.736
19	3	3:46.294	36.176	1:27.844	1:42.274	3.427	4.044	18.246	5.871	296.1	23:45	1:45:14.030
20	3	3:43.826	34.767	1:27.555	1:41.504	3.369	4.071	18.002	5.738	295.3	23:48	1:48:57.856
21	3	3:45.328	34.659	1:28.316	1:42.353	3.419	4.037	18.180	6.278	300.2	23:52	1:52:43.184
22	3	3:42.696	34.687	1:26.890	1:41.119	3.418	4.049	17.805	5.819	299.3	23:56	1:56:25.880
23	3	3:43.063	34.597	1:26.724	1:41.742	3.480	4.047	18.082	5.890	297.7	00:00	2:00:08.943
<div style="display: flex; justify-content: space-between; align-items: center;"> <div style="border: 1px solid black; padding: 2px;"> 35 </div> <div> Oak Racing 1.David Heinemeier Hansson 2.Bas Leinders </div> <div> 3.Maxime Martin </div> <div> Morgan - Nissan LMP2 </div> </div>												
1	2	4:28.316	1:10.986	1:30.696	1:46.634	3.552		20.199	6.619	296.1	22:04	4:28.316
2	2	3:45.568	35.341	1:27.618	1:42.609	3.570	4.106	18.484	6.209	301.8	22:08	8:13.884
3	2	3:45.927	35.006	1:26.915	1:44.006	3.558	4.111	18.265	6.197	300.2	22:11	11:59.811
4	2	3:44.422	34.920	1:27.804	1:41.698	3.553	4.087	17.926	6.073	302.7	22:15	15:44.233
5	2	3:54.001 B	35.317	1:28.359	1:50.325		4.085	17.994		301.0	22:19	19:38.234
6	2	7:19.828	4:11.216	1:27.031	1:41.581	3.521		17.699	6.640	299.3	22:26	26:58.062
7	2	3:43.226	34.591	1:26.260	1:42.375	3.733	4.086	17.819	7.148	300.2	22:30	30:41.288
8	2	3:46.394	34.907	1:29.591	1:41.896	3.532	4.158	16.179	6.179	300.2	22:34	34:27.682
9	2	3:48.551	36.969	1:27.512	1:44.070	3.586	4.083	16.129	6.129	301.8	22:38	38:16.233
10	2	3:46.644	38.315	1:27.259	1:41.070	3.500	4.091	15.839	5.839	298.5	22:42	42:02.877
11	2	3:41.707	34.646	1:26.254	1:40.807	3.748	4.071	17.525	6.103	301.8	22:45	45:44.584
12	2	3:48.846	35.686	1:28.191	1:44.969	3.772	4.153	20.299	6.532	305.2	22:49	49:33.430
13	2	4:21.778 B	37.197	1:33.447	2:11.134		4.134	28.799		264.6	22:53	53:55.208
14	1	13:34.200	...	1:30.957	1:46.543	3.641			6.611	296.9	23:07	1:07:29.408
15	1	3:52.922	36.016	1:28.598	1:48.308	3.722	4.117	21.988	6.609	300.2	23:11	1:11:22.330
16	1	3:48.941	35.472	1:28.519	1:44.950	3.542	4.133	16.662	6.662	301.0	23:15	1:15:11.271
17	1	3:49.214	36.122	1:28.635	1:44.457	3.686	4.079	16.367	6.367	300.2	23:19	1:19:00.485
18	1	3:48.700	35.550	1:28.077	1:45.073	3.557	4.126	19.412	6.466	299.3	23:22	1:22:49.185
19	1	3:47.857	35.543	1:28.616	1:43.698	3.549	4.075	18.958	6.271	299.3	23:26	1:26:37.042
20	1	3:47.575	35.698	1:27.378	1:44.499	3.535	4.069	19.098	6.340	299.3	23:30	1:30:24.617
21	1	3:45.723	35.350	1:27.683	1:42.690	3.509	4.072	18.601	6.265	300.2	23:34	1:34:10.340
22	1	3:43.919	35.072	1:26.658	1:42.189	3.526	4.048	18.404	6.214	300.2	23:37	1:37:54.259
23	1	4:10.440 B	35.796	1:37.585	1:57.059		4.049	21.149		221.2	23:42	1:42:04.699
<div style="display: flex; justify-content: space-between; align-items: center;"> <div style="border: 1px solid black; padding: 2px;"> 40 </div> <div> Race Performance 1.Michel Frey 2.Jonathan Hirschi </div> <div> 3.Ralph Meichtry </div> <div> Oreca 03 - Judd LMP2 </div> </div>												
1	3	4:17.277	54.532	1:33.986	1:48.759	3.498		19.703	6.632	238.6	22:04	4:17.277



24 HEURES DU MANS

16-17 JUIN 2012



FIA WEC

80^e Edition des 24 Heures du Mans

Qualifying Practice Session 3

Sector Analysis

Lap	D	Time	Sector 1	Sector 2	Sector 3	T6	T7	Porsche	Ford	T. Spd	Hour	Elapsed
2	3	3:55.435 B	35.759	1:28.452	1:51.224		4.097	18.588		297.7	22:08	8:12.712
3	3	9:01.255 B	5:40.659	1:28.676	1:51.920			18.499		297.7	22:17	17:13.967
4	3	11:43.216	8:30.005	1:28.850	1:44.361	3.550		18.435	6.646	298.5	22:28	28:57.183
5	3	3:57.708 B	35.692	1:29.844	1:52.172		4.107	18.699		300.2	22:32	32:54.891
6	3	6:34.819	3:21.391	1:29.749	1:43.679	3.555		18.044	6.529	298.5	22:39	39:29.710
7	3	3:46.217	35.236	1:26.590	1:44.391	3.579	4.113	19.128	6.338	300.2	22:43	43:15.927
8	3	3:46.200	34.910	1:26.475	1:44.815	3.447	4.131	18.081	6.722	301.8	22:47	47:02.127
9	3	4:25.156 B	34.903	1:27.876	2:22.377		4.071	30.826		300.2	22:51	51:27.283
10	2	15:54.179	...	1:31.111	1:47.626	3.721		20.280	6.533	289.8	23:07	1:07:21.462
11	2	3:50.627	36.077	1:28.407	1:46.143	3.697	4.169	19.765	6.650	297.7	23:11	1:11:12.089
12	2	3:54.848	36.752	1:28.653	1:49.443	3.635	4.163	20.526	8.078	298.5	23:15	1:15:06.937
13	2	3:50.958	36.181	1:28.636	1:46.141	3.566	4.127	20.102	6.552	299.3	23:18	1:18:57.895
14	2	3:53.979	35.971	1:29.124	1:48.884	3.723	4.115	20.725	6.518	296.9	23:22	1:22:51.874
15	2	4:02.160 B	36.476	1:30.670	1:55.014		4.160	20.750		292.9	23:26	1:26:54.034
16	1	16:21.604	...	1:31.470	1:48.744	3.656		19.838	6.626	295.3	23:43	1:43:15.638
17	1	3:51.221	36.045	1:29.415	1:45.761	3.613	4.150	19.283	6.560	300.2	23:47	1:47:06.859
18	1	4:07.020 B	35.616	1:29.483	2:01.921		4.130	19.849		296.9	23:51	1:51:13.879

■ Personal Best ■ Session Best ■ Crossing the finish line in pit lane

41		Greaves Motorsport		3.Elton Julian		Zytek Z11SN - Nissan						
		1.Christian Zuegel				LMP2						
		2.Ricardo Gonzalez										
1	2	4:15.098	57.972	1:31.489	1:45.637	3.541	18.223	6.437	294.5	22:04	4:15.098	
2	2	3:42.292	34.539	1:26.867	1:40.886	3.494	4.110	17.575	6.114	292.9	22:07	7:57.390
3	2	3:58.843 B	36.263	1:28.989	1:53.591		4.079	18.469		292.1	22:11	11:56.233

42		Greaves Motorsport		3.Alex Brundle		Zytek Z11SN - Nissan						
		1.Lucas Ordoñez				LMP2						
		2.Martin Brundle										
1	1	33:02.811	...	1:34.985	1:47.591	3.499	18.531	8.302	252.9	22:33	33:02.811	
2	1	3:45.314	34.594	1:27.151	1:43.569	3.586	4.072	20.098	6.034	296.1	22:36	36:48.125
3	1	3:46.565	34.415	1:27.067	1:45.083	3.547	4.087	20.517	6.343	297.7	22:40	40:34.690
4	1	3:43.230	34.600	1:27.186	1:41.444	3.680	4.071	17.618	6.539	296.1	22:44	44:17.920
5	1	3:51.623 B	34.726	1:26.975	1:49.922		4.125	17.838		296.1	22:48	48:09.543
6	3	15:55.768	...	1:32.500	1:51.465	3.649		24.472	6.521	292.1	23:04	1:04:05.311
7	3	3:52.042	37.531	1:28.733	1:45.778	3.641	4.119	19.515	6.496	296.1	23:07	1:07:57.353
8	3	3:52.183	35.574	1:29.274	1:47.335	3.602	4.103	19.867	6.896	296.1	23:11	1:11:49.536
9	3	4:03.045 B	37.196	1:28.719	1:57.130		4.091	19.167		296.1	23:15	1:15:52.581

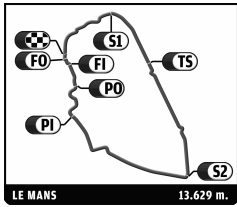
43		Extreme Limit Airc		3.Philippe Haezebrouck		Norma MP 2000 - Judd						
		1.Fabien Rosier				LMP2						
		2.Philippe Thirion										
1	1	4:16.282	51.320	1:33.656	1:51.306	3.558	20.338	6.873	255.3	22:04	4:16.282	
2	1	3:48.025	36.028	1:27.816	1:44.181	3.589	4.136	19.058	6.184	291.4	22:08	8:04.307
3	1	3:48.766	35.455	1:28.214	1:45.097	3.582	4.144	18.811	7.221	292.1	22:11	11:53.073
4	1	3:55.574	35.506	1:30.795	1:49.273	3.555	4.141	20.943	6.230	295.3	22:15	15:48.647
5	1	4:13.701	37.400	1:30.296	2:06.005	3.582	4.123	25.964	6.771	289.8	22:20	20:02.348
6	1	4:33.094 B	36.610	1:33.047	2:23.437		4.148	24.108		289.0	22:24	24:35.442
7	1	21:08.325	...	1:32.087	1:48.417	3.520		19.528	6.523	272.5	22:45	45:43.767
8	1	3:58.923	35.438	1:29.884	1:53.601	4.267	4.123	21.219	7.988	296.1	22:49	49:42.690
9	1	5:10.440 B	48.902	1:51.188	2:30.350		5.178	30.147		227.2	22:54	54:53.130
10	1	12:32.371	9:10.857	1:32.091	1:49.423	3.541		19.558	7.040	279.4	23:07	1:07:25.501
11	1	3:49.877	36.164	1:28.347	1:45.366	3.566	4.129	18.525	7.735	292.1	23:11	1:11:15.378
12	1	3:59.797	35.880	1:29.859	1:54.058	3.541	4.126	19.732	7.030	293.7	23:15	1:15:15.175
13	1	4:03.568 B	35.540	1:29.594	1:58.434		4.119	20.404		292.9	23:19	1:19:18.743

44		Starworks Motorsport		3.Thomas Kimber-Smith		HPD ARX 03b - Honda						
		1.Vincente Pitollicchio				LMP2						
		2.Ryan Dalziel										
1	3	4:08.600	54.898	1:30.784	1:42.918	3.473	17.826	6.030	280.9	22:04	4:08.600	
2	3	3:41.475	34.555	1:26.459	1:40.461	3.419	4.098	17.325	5.676	296.9	22:07	7:50.075



24 HEURES DU MANS

16-17 JUIN 2012



FIA WEC

80^e Edition des 24 Heures du Mans

Qualifying Practice Session 3

Sector Analysis

■ Personal Best ■ Session Best B Crossing the finish line in pit lane

Lap	D	Time	Sector 1	Sector 2	Sector 3	T6	T7	Porsche	Ford	T. Spd	Hour	Elapsed
3	3	3:40.471	34.243	1:26.183	1:40.045	3.531	4.067	17.406	5.668	296.9	22:11	11:30.546
4	3	3:40.793	34.292	1:26.222	1:40.279	3.633	4.111	17.365	5.705	297.7	22:15	15:11.339
5	3	3:57.615 B	36.036	1:27.702	1:53.877		4.134	17.797		296.9	22:19	19:08.954
6	3	20:52.084	...	1:28.293	1:42.327	3.537		18.017	6.148	297.7	22:40	40:01.038
7	3	3:41.725	34.644	1:26.695	1:40.386	3.472	4.117	17.498	5.726	295.3	22:43	43:42.763
8	3	3:53.337 B	34.195	1:29.882	1:49.260		4.101	17.693		297.7	22:47	47:36.100
9	1	16:37.002	...	1:32.906	1:52.140	3.753		21.848	7.422	280.2	23:04	1:04:13.102
10	1	3:57.322	37.902	1:30.221	1:49.199	3.744	4.188	20.734	7.082	297.7	23:08	1:08:10.424
11	1	3:56.547	36.238	1:31.053	1:49.256	3.717	4.164	20.609	7.212	298.5	23:12	1:12:06.971
12	1	3:53.635	36.145	1:29.756	1:47.734	3.665	4.161	20.388	6.886	294.5	23:16	1:16:00.606
13	1	3:52.477	35.659	1:29.198	1:47.620	3.665	4.133	20.365	6.955	297.7	23:19	1:19:53.083
14	1	3:55.498	38.203	1:29.314	1:47.981	3.646	4.119	20.069	6.883	297.7	23:23	1:23:48.581
15	1	4:04.020 B	35.773	1:30.765	1:57.482		4.120	20.076		296.9	23:27	1:27:52.601
16	2	7:14.016 B	3:49.164	1:29.720	1:55.132			20.561		294.5	23:35	1:35:06.617
17	2	6:30.402	3:15.524	1:29.774	1:45.104	3.472		19.822	6.187	294.5	23:41	1:41:37.019
18	2	3:47.187	35.486	1:28.079	1:43.622	3.443	4.070	19.004	6.113	296.9	23:45	1:45:24.206
19	2	3:46.165	34.784	1:28.322	1:43.059	3.453	4.071	18.771	6.051	294.5	23:49	1:49:10.371
20	2	3:45.025	34.813	1:27.174	1:43.038	3.459	4.070	18.999	6.164	296.9	23:52	1:52:55.396
21	2	3:44.655	34.290	1:28.026	1:42.339	3.376	4.062	18.559	5.956	296.1	23:56	1:56:40.051
22	2	3:43.222	34.125	1:27.347	1:41.750	3.501	4.030	18.310	5.937	301.0	00:00	2:00:23.273

45

Boutsen Ginion Racing

1. Bastien Briere
2. Jens Petersen

3. Shinji Nakano

Oreca 03 - Nissan
LMP2

1	3	7:08.018	3:55.852	1:30.481	1:41.685	3.411		17.299	6.247	232.5	22:07	7:08.018
2	3	3:44.932	35.242	1:27.560	1:42.130	3.458	4.063	17.934	6.190	296.1	22:10	10:52.950
3	3	3:44.484	34.476	1:26.562	1:43.446	3.471	4.071	18.860	6.546	296.1	22:14	14:37.434
4	3	3:56.858 B	34.843	1:27.964	1:54.051		4.067	18.692		296.1	22:18	18:34.292
5	3	8:56.909 B	5:24.775	1:28.897	2:03.237			22.242		294.5	22:27	27:31.201
6	3	7:46.546	4:32.980	1:29.719	1:43.847	3.455		18.550	6.326	291.4	22:35	35:17.747
7	3	3:45.585	34.757	1:28.223	1:42.605	3.431	4.071	18.181	6.227	293.7	22:39	39:03.332
8	3	3:57.207 B	34.750	1:27.733	1:54.724		4.051	20.260		294.5	22:43	43:00.539
9	3	7:43.919 B	3:59.918	1:30.989	2:13.012			30.832		295.3	22:50	50:44.458
10	3	12:29.861	9:16.018	1:29.987	1:43.856	3.454		18.405	6.415	290.6	23:03	1:03:14.319
11	3	3:45.363	34.833	1:28.020	1:42.510	3.408	4.070	18.140	6.158	293.7	23:06	1:06:59.682
12	3	3:42.949	34.671	1:26.865	1:41.413	3.406	4.050	17.726	6.055	296.9	23:10	1:10:42.631
13	3	4:00.209 B	35.636	1:29.443	1:55.130		4.038	18.636		296.1	23:14	1:14:42.840
14	3	6:36.854	3:23.278	1:29.255	1:44.321	3.414		19.234	6.129	297.7	23:21	1:21:19.694
15	3	3:55.353 B	35.185	1:28.267	1:51.901		4.046	18.120		296.9	23:25	1:25:15.047
16	1	7:24.084	3:59.886	1:32.995	1:51.203	3.760		21.359	6.965	292.1	23:32	1:32:39.131
17	1	3:56.413	36.239	1:31.168	1:49.006	3.682	4.155	20.894	6.815	292.9	23:36	1:36:35.544
18	1	3:56.206	36.373	1:30.757	1:49.076	3.731	4.132	20.081	7.720	292.9	23:40	1:40:31.750
19	1	3:56.308	38.537	1:30.656	1:47.115	3.629	4.138	19.755	6.748	294.5	23:44	1:44:28.058
20	1	3:51.469	35.574	1:29.693	1:46.202	3.652	4.106	19.411	6.610	294.5	23:48	1:48:19.527
21	1	3:49.937	35.430	1:29.192	1:45.315	3.640	4.109	19.259	6.668	293.7	23:52	1:52:09.464
22	1	3:49.856	35.235	1:29.755	1:44.866	3.620	4.099	19.131	6.575	297.7	23:55	1:55:59.320
23	1	3:48.498	35.202	1:28.545	1:44.751	3.572	4.097	18.978	6.469	293.7	23:59	1:59:47.818
24	1	3:47.815	35.204	1:28.493	1:44.118	3.558	4.077	18.845	6.527	294.5	00:03	2:03:35.633

46

Thiriet By TDS Racing

1. Mathias Beche
2. Pierre Thiriet

3. Christophe Tinseau

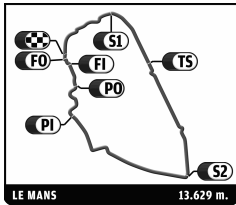
Oreca 03 - Nissan
LMP2

1	1	4:12.344	55.638	1:32.034	1:44.672	3.440		18.820	6.399	252.9	22:04	4:12.344
2	1	3:44.207	34.199	1:27.109	1:42.899	3.472	4.046	17.773	6.478	297.7	22:07	7:56.551
3	1	3:49.337	36.356	1:28.010	1:44.971	3.520	4.046	18.699	6.320	282.3	22:11	11:45.888
4	1	3:46.209	34.614	1:30.406	1:41.189	3.516	4.061	17.329	6.133	297.7	22:15	15:32.097
5	1	3:53.945 B	35.789	1:26.634	1:51.522		4.066	17.974		296.1	22:19	19:26.042
6	1	9:38.493	6:26.029	1:29.773	1:42.691	3.501		17.717	6.329	296.1	22:29	29:04.535
7	1	3:47.051	34.886	1:27.535	1:44.630	3.519	4.072	19.362	6.356	297.7	22:32	32:51.586



24 HEURES DU MANS

16-17 JUIN 2012



FIA WEC

80^e Edition des 24 Heures du Mans

Qualifying Practice Session 3

Sector Analysis

■ Personal Best ■ Session Best B Crossing the finish line in pit lane

Lap	D	Time	Sector 1	Sector 2	Sector 3	T6	T7	Porsche	Ford	T. Spd	Hour	Elapsed
8	1	3:41.990	34.009	1:25.546	1:42.435	3.561	4.069	19.101	6.152	296.9	22:36	36:33.576
9	1	3:49.674	37.552	1:28.368	1:43.754	3.746	4.074	18.644	6.263	296.9	22:40	40:23.250
10	1	3:55.995 B	34.126	1:26.201	1:55.668		4.127	19.822		296.9	22:44	44:19.245
11	2	7:46.677 B	3:34.585	1:31.801	2:40.291			34.386		295.3	22:52	52:05.922
12	2	12:42.461	9:21.891	1:30.145	1:50.425	3.589		20.381	7.900	293.7	23:04	1:04:48.383
13	2	3:47.591	35.351	1:28.835	1:43.405	3.530	4.109	18.301	6.383	298.5	23:08	1:08:35.974
14	2	3:49.710	34.855	1:28.124	1:46.731	3.763	4.090	20.450	6.885	297.7	23:12	1:12:25.684
15	2	3:47.551	36.065	1:28.254	1:43.232	3.487	4.151	18.155	6.425	296.9	23:16	1:16:13.235
16	2	3:56.829 B	36.275	1:27.420	1:53.134		4.067	18.745		296.9	23:20	1:20:10.064
17	3	5:37.817	2:22.520	1:30.248	1:45.049	3.565		18.649	6.530	297.7	23:25	1:25:47.881
18	3	3:46.790	35.416	1:28.367	1:43.007	3.563	4.094	17.934	6.268	295.3	23:29	1:29:34.671
19	3	3:46.852	34.918	1:27.018	1:44.916	3.506	4.099	20.203	6.323	296.9	23:33	1:33:21.523
20	3	3:57.551 B	36.421	1:27.965	1:53.165		4.066	18.784		297.7	23:37	1:37:19.074

48		Murphy Prototypes		3. Brendon Hartley		Oreca 03 - Nissan LMP2						
		1. Jody Firth										
		2. Warren Hughes										
1	2	5:50.898	2:34.407	1:30.609	1:45.882	3.553		18.747	7.266	283.8	22:05	5:50.898
2	2	3:48.015	38.083	1:27.594	1:42.338	3.487	4.102	18.168	6.476	296.9	22:09	9:38.913
3	2	3:46.779	34.608	1:30.258	1:41.913	3.483	4.072	17.687	6.372	297.7	22:13	13:25.692
4	2	3:42.057	34.520	1:26.587	1:40.950	3.520	4.064	17.437	6.153	297.7	22:17	17:07.749
5	2	3:45.036	34.348	1:26.057	1:44.631	3.452	4.085	20.554	6.566	298.5	22:20	20:52.785
6	2	4:07.519 B	34.309	1:32.123	2:01.087		4.051	20.963		296.9	22:25	25:00.304

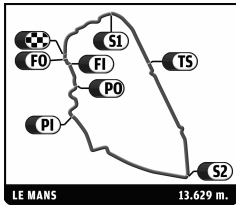
49		Pecom Racing		3. Pierre Kaffer		Oreca 03 - Nissan LMP2						
		1. Luis Perez Companc										
		2. Soheil Ayari										
1	2	7:41.144	4:21.540	1:33.237	1:46.367	3.610		18.393	6.466	283.1	22:07	7:41.144
2	2	3:46.886	35.640	1:29.040	1:42.206	3.568	4.116	17.563	6.267	295.3	22:11	11:28.030
3	2	4:00.258 B	35.121	1:29.619	1:55.518		4.094	18.025		296.1	22:15	15:28.288
4	2	9:59.605	6:47.263	1:28.590	1:43.752	3.522		17.946	6.364	295.3	22:25	25:27.893
5	2	3:40.292	34.582	1:25.973	1:39.737	3.513	4.089	16.913	5.987	296.1	22:29	29:08.185
6	2	3:45.676	34.559	1:25.834	1:45.283	3.558	4.085	18.702	7.771	298.5	22:32	32:53.861
7	2	3:58.513 B	35.498	1:28.011	1:55.004		4.092	18.326		298.5	22:36	36:52.374
8	1	15:39.061 B	...	1:38.533	2:24.057			32.992		290.6	22:52	52:31.435
9	1	12:17.641	8:52.731	1:31.807	1:53.103	3.597		21.731	8.452	292.1	23:04	1:04:49.076
10	1	3:52.816	36.035	1:29.890	1:46.891	3.571	4.119	19.785	7.112	299.3	23:08	1:08:41.892
11	1	4:06.806 B	35.439	1:32.740	1:58.627		4.109	21.048		296.9	23:12	1:12:48.698
12	1	7:11.263	3:55.942	1:29.360	1:45.961	3.533		19.426	6.748	295.3	23:19	1:19:59.961
13	1	3:49.508	35.765	1:28.846	1:44.897	3.609	4.095	19.035	6.746	295.3	23:23	1:23:49.469
14	1	3:52.827	35.562	1:30.744	1:46.521	3.561	4.109	19.775	6.640	298.5	23:27	1:27:42.296
15	1	3:47.144	35.299	1:28.273	1:43.572	3.513	4.107	18.210	6.500	295.3	23:31	1:31:29.440
16	1	3:48.653	35.214	1:27.582	1:45.857	3.675	4.082	18.284	8.499	296.9	23:35	1:35:18.093
17	1	3:45.949	35.167	1:27.541	1:43.241	3.509	4.123	17.905	6.655	297.7	23:39	1:39:04.042
18	1	4:06.825 B	35.349	1:28.790	2:02.686		4.072	20.418		297.7	23:43	1:43:10.867
19	1	7:13.793	3:59.962	1:29.020	1:44.811	3.544		18.456	6.600	293.7	23:50	1:50:24.660
20	1	3:46.590	35.196	1:27.607	1:43.787	4.068	4.102	17.962	6.639	294.5	23:54	1:54:11.250
21	1	3:48.318	35.701	1:28.539	1:44.078	3.682	4.226	18.221	6.618	297.7	23:57	1:57:59.568
22	1	4:08.760 B	38.027	1:30.190	2:00.543		4.118	19.175		294.5	00:02	2:02:08.328

50		Larbre Competition		3. Pedro Lamy		Chevrolet Corvette C6 ZR1 LMGT E Am						
		1. Patrick Bornhauser										
		2. Julien Canal										
1	2	1:35:31.835	...	1:44.071	2:02.246	4.029		25.103	7.517	220.7	23:35	1:35:31.835
2	2	4:15.740	39.974	1:38.334	1:57.432	3.907	4.474	23.803	7.058	278.0	23:39	1:39:47.575
3	2	4:13.459	39.304	1:37.390	1:56.765	3.893	4.448	23.238	7.072	278.0	23:44	1:44:01.034
4	2	4:26.084 B	39.193	1:37.321	2:09.570		4.456	26.089		277.3	23:48	1:48:27.118



24 HEURES DU MANS

16-17 JUN 2012



FIA WEC

80^e Edition des 24 Heures du Mans

Qualifying Practice Session 3

Sector Analysis

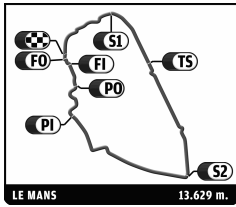
■ Personal Best ■ Session Best B Crossing the finish line in pit lane

Lap	D	Time	Sector 1	Sector 2	Sector 3	T6	T7	Porsche	Ford	T. Spd	Hour	Elapsed
51		AF Corse 1. Giancarlo Fisichella 3. Toni Vilander 2. Gianmaria Bruni Ferrari 458 Italia LMGTE Pro										
1	3	1:20:40.999 B	...	1:43.394	2:06.994			23.101		229.5	23:20	1:20:40.999
2	3	8:32.815	4:49.507	1:45.977	1:57.331	3.768		22.888	6.789	242.3	23:29	1:29:13.814
3	3	4:09.771	39.189	1:35.964	1:54.618	3.667	4.430	22.565	6.628	290.6	23:33	1:33:23.585
4	3	4:05.271	38.571	1:34.395	1:52.305	3.632	4.370	21.649	6.491	291.4	23:37	1:37:28.856
5	3	4:07.618	37.988	1:37.144	1:52.486	3.617	4.335	21.639	6.480	291.4	23:41	1:41:36.474
6	3	4:21.258 B	38.317	1:37.193	2:05.748		4.330	22.090		289.0	23:45	1:45:57.732
7	3	12:33.308	9:06.476	1:35.506	1:51.326	3.629		20.949	6.428	286.8	23:58	1:58:31.040
8	3	4:00.025	37.686	1:32.982	1:49.357	3.605	4.343	20.591	6.282	291.4	00:02	2:02:31.065
55		JWA-Avila 1. Joël Camathias 3. Paul Daniels 2. Markus Paltila Porsche 911 RSR (997) LMGTE Am										
1	2	10:57.151	7:16.586	1:40.391	2:00.174	3.902		23.613	8.031	223.4	22:10	10:57.151
2	2	4:06.501	39.277	1:34.425	1:52.799	3.815	4.469	21.543	6.936	286.8	22:15	15:03.652
3	2	4:05.085	38.376	1:33.819	1:52.890	3.794	4.442	21.401	6.727	282.3	22:19	19:08.737
4	2	4:07.567	38.935	1:35.300	1:53.332	3.862	4.424	21.761	7.345	288.3	22:23	23:16.304
5	2	4:16.027 B	38.395	1:34.061	2:03.571		4.451	21.709		283.8	22:27	27:32.331
6	3	6:52.663	3:01.507	1:46.954	2:04.202	4.233		26.049	7.982	279.4	22:34	34:24.994
7	3	4:28.038	43.517	1:38.659	2:05.862	4.138	4.573	26.590	7.823	278.7	22:38	38:53.032
8	3	4:40.678 B	42.938	1:40.224	2:17.516		4.540	26.217		215.9	22:43	43:33.710
9	1	6:25.289 B	2:38.791	1:37.401	2:09.097			24.756		280.9	22:49	49:58.999
10	1	16:27.962	...	1:36.596	1:55.300	3.871		22.724	6.909	276.6	23:06	1:06:26.961
11	1	4:08.075	39.019	1:35.045	1:54.011	3.770	4.474	22.091	6.706	283.8	23:10	1:10:35.036
12	1	4:08.614	38.938	1:35.460	1:54.216	3.785	4.426	22.268	6.692	282.3	23:14	1:14:43.650
13	1	4:17.514 B	38.841	1:35.775	2:02.898		4.449	22.609		279.4	23:19	1:19:01.164
14	2	28:56.880	...	1:40.633	2:02.245	3.900		24.211	7.593	235.5	23:47	1:47:58.044
15	2	4:05.116	38.683	1:33.888	1:52.545	3.801	4.472	21.785	6.708	282.3	23:52	1:52:03.160
16	2	4:03.705	38.057	1:33.832	1:51.816	3.861	4.438	21.527	6.480	284.5	23:56	1:56:06.865
17	2	4:03.814	38.248	1:33.592	1:51.974	3.892	4.461	21.346	6.558	283.1	00:00	2:00:10.679
57		Kronh Racing 1. Tracy Krohn 3. Michele Rugolo 2. Niclas Jansson Ferrari 458 Italia LMGTE Am										
1	3	4:29.218	59.194	1:35.693	1:54.331	3.774		21.854	6.689	273.2	22:04	4:29.218
2	3	4:12.846	38.685	1:37.800	1:56.361	3.783	4.411	23.440	6.440	287.5	22:08	8:42.064
3	3	4:03.358	38.197	1:34.107	1:51.054	3.743	4.425	21.023	6.362	283.8	22:12	12:45.422
4	3	4:02.323	37.866	1:33.829	1:50.628	3.781	4.403	20.881	6.098	284.5	22:16	16:47.745
5	3	4:15.121 B	37.861	1:34.923	2:02.337		4.411	23.057		286.8	22:21	21:02.866
6	3	8:56.853	5:29.815	1:34.374	1:52.664	3.776		21.476	6.834	285.3	22:29	29:59.719
7	3	4:05.659	37.785	1:36.788	1:51.086	3.731	4.424	20.887	6.348	289.0	22:34	34:05.378
8	3	4:08.878	38.719	1:34.428	1:55.731	3.734	4.398	23.595	6.844	285.3	22:38	38:14.256
9	3	4:25.702	43.198	1:40.682	2:01.822	3.775	4.374	23.507	6.683	240.7	22:42	42:39.958
10	3	4:03.504	38.001	1:34.052	1:51.451	3.774	4.410	21.021	6.549	285.3	22:46	46:43.462
11	3	4:39.848 B	39.961	1:34.814	2:25.073		4.380	28.601		288.3	22:51	51:23.310
12	1	13:48.266	...	1:40.102	2:02.921	4.362		25.563	7.134	278.7	23:05	1:05:11.576
13	1	4:12.950	40.704	1:36.372	1:55.874	3.863	4.610	23.276	6.701	282.3	23:09	1:09:24.526
14	1	4:11.898	39.636	1:36.123	1:56.139	3.873	4.455	23.258	6.852	282.3	23:13	1:13:36.424
15	1	4:12.708	39.448	1:35.883	1:57.377	4.000	4.452	23.507	7.346	285.3	23:17	1:17:49.132
16	1	4:37.492 B	39.957	1:41.521	2:16.014		4.481	24.675		248.9	23:22	1:22:26.624
59		Luxury Racing 1. Frédéric Makowiecki 3. Dominik Farnbacher 2. Jaime Melo Ferrari 458 Italia LMGTE Pro										
1	3	11:10.424	7:43.546	1:35.799	1:51.079	3.597		21.644	6.276	236.0	22:11	11:10.424
2	3	3:58.647	37.572	1:32.208	1:48.867	3.682	4.332	20.568	6.051	288.3	22:15	15:09.071
3	3	3:59.840	38.577	1:32.289	1:48.974	3.679	4.367	20.566	6.336	289.8	22:19	19:08.911



24 HEURES DU MANS

16-17 JUIN 2012



FIA WEC

80^e Edition des 24 Heures du Mans

Qualifying Practice Session 3

Sector Analysis

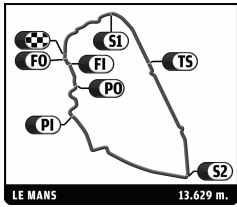
■ Personal Best ■ Session Best B Crossing the finish line in pit lane

Lap	D	Time	Sector 1	Sector 2	Sector 3	T6	T7	Porsche	Ford	T. Spd	Hour	Elapsed
4	3	4:07.455 B	37.895	1:32.631	1:56.929		4.351	20.744		288.3	22:23	23:16.366
61 AF Corse-Waltrip			3.Brian Vickers		Ferrari 458 Italia LMGTE Am							
1.Robert Kauffman 2.Rui Aguas												
1	1	12:16.214	8:21.737	1:48.908	2:05.569	4.331		25.734	7.729	270.4	22:12	12:16.214
2	1	4:25.379	41.344	1:42.139	2:01.896	4.182	4.631	24.533	7.354	280.9	22:16	16:41.593
3	1	4:34.519	41.490	1:46.141	2:06.888	4.507	4.555	25.953	8.880	282.3	22:21	21:16.112
4	1	4:24.428	42.650	1:39.310	2:02.468	4.090	4.622	24.945	7.344	281.6	22:25	25:40.540
5	1	4:46.143 B	41.533	1:42.515	2:22.095		4.523	25.711		282.3	22:30	30:26.683
6	3	8:04.803	4:23.634	1:40.787	2:00.382	4.014		24.579	7.640	282.3	22:38	38:31.486
7	3	4:18.743	41.372	1:37.830	1:59.541	3.954	4.514	24.180	7.493	283.8	22:42	42:50.229
8	3	4:21.937	43.432	1:38.979	1:59.526	3.991	4.487	23.044	7.444	283.8	22:47	47:12.166
9	3	4:58.056 B	40.994	1:42.417	2:34.645		4.497	31.629		263.9	22:52	52:10.222
10	1	20:39.393	...	1:46.661	2:07.272	4.494		25.951	7.887	230.0	23:12	1:12:49.615
11	1	4:26.714	42.292	1:39.470	2:04.952	4.301	4.675	25.654	7.909	280.2	23:17	1:17:16.329
12	1	4:29.441	45.212	1:40.156	2:04.073	4.037	4.795	24.932	8.445	283.1	23:21	1:21:45.770
13	1	4:23.930	41.444	1:40.660	2:01.826	4.286	4.509	24.549	7.739	283.8	23:26	1:26:09.700
14	1	4:48.442 B	41.858	1:40.727	2:25.857		4.576	25.338		281.6	23:30	1:30:58.142
15	2	8:28.481	4:49.789	1:38.814	1:59.878	3.906		24.440	7.323	281.6	23:39	1:39:26.623
16	2	4:11.044	39.595	1:36.613	1:54.836	3.889	4.463	22.566	6.932	282.3	23:43	1:43:37.667
17	2	4:20.505 B	39.407	1:36.687	2:04.411		4.457	22.722		281.6	23:47	1:47:58.172
18	2	5:52.124	2:17.470	1:37.948	1:56.706	3.950		23.024	6.968	281.6	23:53	1:53:50.296
19	2	4:08.217	38.867	1:36.345	1:53.005	3.836	4.461	21.766	6.570	280.9	23:57	1:57:58.513
20	2	4:27.851 B	41.719	1:37.048	2:09.084		4.419	25.888		267.1	00:02	2:02:26.364
66 JMW Motorsport			3.Roger Wills		Ferrari 458 Italia LMGTE Pro							
1.James Walker 2.Jonny Cocker												
1	3	19:44.328	...	1:37.970	1:57.002	3.953		23.119	7.234	265.8	22:19	19:44.328
2	3	4:14.972	42.208	1:37.193	1:55.571	3.896	4.500	23.141	6.718	271.1	22:23	23:59.300
3	3	4:10.192	39.622	1:36.059	1:54.511	3.773	4.471	22.622	6.651	283.8	22:28	28:09.492
4	3	4:10.490	39.121	1:36.215	1:55.154	3.857	4.430	22.820	6.755	281.6	22:32	32:19.982
5	3	4:11.421	40.151	1:35.846	1:55.424	4.012	4.446	22.698	6.701	280.2	22:36	36:31.403
6	3	4:20.779 B	39.975	1:35.702	2:05.102		4.509	22.547		286.0	22:40	40:52.182
67 Insa Performance Matmut			3.Anthony Pons		Porsche 911 RSR (997) LMGTE Am							
1.Nicolas Armindo 2.Raymond Narac												
1	1	24:08.644	...	1:33.901	1:50.831	3.701		21.087	6.069	283.1	22:24	24:08.644
2	1	4:10.039 B	38.272	1:33.567	1:58.200		4.414	21.106		283.1	22:28	28:18.683
3	1	5:51.383	2:17.618	1:42.408	1:51.357	3.740		21.114	6.083	286.8	22:34	34:10.066
4	1	4:13.050 B	38.324	1:33.353	2:01.373		4.434	21.948		286.8	22:38	38:23.116
5	3	7:40.679	4:07.139	1:37.545	1:55.995	3.881		23.184	6.686	279.4	22:46	46:03.795
6	3	4:38.340 B	39.687	1:37.835	2:20.818		4.471	31.219		282.3	22:50	50:42.135
7	2	15:50.325	...	1:36.992	1:55.038	3.826		22.373	6.819	278.7	23:06	1:06:32.460
8	2	4:07.180	39.009	1:35.174	1:52.997	3.804	4.452	21.767	6.405	281.6	23:10	1:10:39.640
9	2	4:16.181 B	38.949	1:35.226	2:02.006		4.439	21.904		283.1	23:14	1:14:55.821
70 Larbre Competition			3.Pascal Gibon		Chevrolet Corvette C6 ZR1 LMGTE Am							
1.Jean-Philippe Belloc 2.Christophe Bourret												
1	1	38:55.245	...	1:46.589	2:11.955	4.217		29.407	8.167	223.9	22:38	38:55.245
2	1	4:33.169	43.480	1:42.388	2:07.301	4.035	4.524	28.193	7.704	258.3	22:43	43:28.414
3	1	4:37.157 B	41.626	1:44.309	2:11.222		4.484	25.338		270.4	22:48	48:05.571
4	1	17:20.070	...	1:40.967	1:57.590	3.919		23.519	7.099	250.6	23:05	1:05:25.641
5	1	4:09.709	39.399	1:36.064	1:54.246	3.858	4.443	22.365	6.858	280.9	23:09	1:09:35.350
6	1	4:12.459	38.678	1:36.010	1:57.771	3.937	4.408	24.752	7.295	283.1	23:13	1:13:47.809
7	1	7:50.967 B	40.456	1:38.114	5:32.397		4.431	1:26.909		280.2	23:21	1:21:38.776



24 HEURES DU MANS

16-17 JUIN 2012



FIA WEC

80^e Edition des 24 Heures du Mans

Qualifying Practice Session 3

Sector Analysis

■ Personal Best ■ Session Best B Crossing the finish line in pit lane

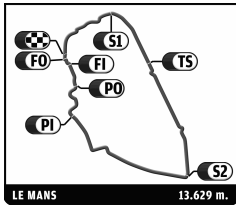
Lap	D	Time	Sector 1	Sector 2	Sector 3	T6	T7	Porsche	Ford	T. Spd	Hour	Elapsed
71	AF Corse Ferrari 458 Italia LMGTE Pro											
	1.Andrea Bertolini		3.Marco Cioci		5.Giancarlo Fisichella							
	2.Olivier Beretta		4.Gianmaria Bruni		6.Toni Vilander							
1	2	4:22.288	56.673	1:34.939	1:50.676	3.611		21.112	6.482	265.2	22:04	4:22.288
2	2	4:26.368B	37.258	1:49.049	2:00.061		4.300	22.576		296.9	22:08	8:48.656
3	2	5:09.144	1:45.496	1:33.248	1:50.400	3.623		20.960	6.258	290.6	22:13	13:57.800
4	2	3:57.276	36.922	1:32.130	1:48.224	4.025	4.312	20.426	5.852	291.4	22:17	17:55.076
5	2	3:56.778	37.555	1:31.660	1:47.563	3.535	4.613	20.293	5.832	290.6	22:21	21:51.854
6	2	3:56.484	37.140	1:32.084	1:47.260	3.383	4.273	20.349	5.738	291.4	22:25	25:48.338
7	2	4:16.964B	39.006	1:36.046	2:01.912		4.199	22.016		289.8	22:30	30:05.302
8	1	6:02.596	2:28.694	1:37.804	1:56.098	3.753		23.047	7.185	283.1	22:36	36:07.898
9	1	4:03.645	38.215	1:33.603	1:51.827	3.735	4.367	21.687	6.590	292.1	22:40	40:11.543
10	1	4:02.694	38.091	1:33.510	1:51.093	3.680	4.371	21.490	6.508	290.6	22:44	44:14.237
11	1	4:01.841	37.888	1:32.868	1:51.085	3.758	4.355	21.609	6.408	294.5	22:48	48:16.078
12	1	4:37.784B	40.322	1:39.155	2:18.307		4.382	31.856		286.8	22:52	52:53.862
13	5	15:56.046	...	1:37.935	1:56.182	3.910		22.726	6.820	230.0	23:08	1:08:49.908
14	5	4:05.481	38.538	1:34.600	1:52.343	3.799	4.442	21.715	6.533	279.4	23:12	1:12:55.389
15	5	4:01.762	37.885	1:33.079	1:50.798	3.718	4.384	21.183	6.402	289.8	23:16	1:16:57.151
16	5	3:59.863	37.658	1:32.207	1:49.998	3.725	4.355	20.849	6.095	291.4	23:20	1:20:57.014
17	5	3:57.933	37.448	1:31.558	1:48.927	3.698	4.352	20.782	5.940	290.6	23:24	1:24:54.947
18	5	4:19.254B	38.281	1:33.123	2:07.850		4.343	23.780		292.1	23:29	1:29:14.201
19	2	6:09.202	2:36.429	1:36.970	1:55.803	3.971		23.245	6.622	285.3	23:35	1:35:23.403
20	2	4:13.821B	38.158	1:33.870	2:01.793		4.439	21.609		289.8	23:39	1:39:37.224
21	3	7:04.134	3:35.414	1:35.429	1:53.291	3.774		22.372	6.412	286.8	23:46	1:46:41.358
22	3	4:02.132	37.907	1:33.486	1:50.739	3.673	4.392	21.260	6.240	289.0	23:50	1:50:43.490
23	3	4:01.090	37.624	1:33.007	1:50.459	3.608	4.347	21.024	6.380	289.8	23:54	1:54:44.580
24	3	3:59.899	37.440	1:32.968	1:49.491	3.630	4.302	20.748	6.024	290.6	23:58	1:58:44.479
25	3	4:11.439B	37.274	1:32.357	2:01.808		4.323	20.914		292.9	00:02	2:02:55.918

Lap	D	Time	Sector 1	Sector 2	Sector 3	T6	T7	Porsche	Ford	T. Spd	Hour	Elapsed
73	Corvette Racing Chevrolet Corvette C6 ZR1 LMGTE Pro											
	1.Jordan Taylor		3.Jan Magnussen									
	2.Antonio Garcia											
1	2	4:20.144	49.740	1:37.208	1:53.196	3.718		21.616	6.514	255.9	22:04	4:20.144
2	2	4:06.743	38.534	1:35.841	1:52.368	3.706	4.382	20.803	6.549	280.9	22:08	8:26.887
3	2	4:01.931	37.972	1:33.259	1:50.700	3.718	4.356	20.693	6.606	287.5	22:12	12:28.818
4	2	4:01.884	37.728	1:33.566	1:50.590	3.675	4.366	20.443	6.327	287.5	22:16	16:30.702
5	2	3:59.471	37.698	1:33.007	1:48.766	3.791	4.330	20.096	6.191	285.3	22:20	20:30.173
6	2	4:11.039B	37.776	1:32.851	2:00.412		4.414	22.254		283.8	22:24	24:41.212
7	2	11:20.613	7:53.967	1:34.218	1:52.428	3.714		22.252	6.232	284.5	22:36	36:01.825
8	2	4:04.546	37.838	1:35.483	1:51.225	3.715	4.390	20.738	6.229	283.8	22:40	40:06.371
9	2	4:02.950	37.797	1:33.559	1:51.594	3.631	4.376	21.545	6.519	283.1	22:44	44:09.321
10	2	4:11.455B	37.612	1:33.292	2:00.551		4.359	21.616		282.3	22:48	48:20.776
11	1	15:45.580	...	1:37.137	1:57.608	3.838		24.748	6.693	275.9	23:04	1:04:06.356
12	1	4:08.945	39.278	1:34.815	1:54.852	3.822	4.451	22.309	7.047	284.5	23:08	1:08:15.301
13	1	4:07.574	39.735	1:34.911	1:52.928	3.798	4.428	21.632	6.657	283.8	23:12	1:12:22.875
14	1	4:06.643	38.489	1:35.569	1:52.585	3.814	4.426	21.814	6.617	285.3	23:16	1:16:29.518
15	1	4:03.901	38.174	1:33.356	1:52.371	3.825	4.427	21.613	6.654	286.0	23:20	1:20:33.419
16	1	4:05.078	38.820	1:34.037	1:52.221	3.820	4.411	21.541	6.529	283.1	23:24	1:24:38.497
17	1	4:06.931	38.340	1:34.127	1:54.464	3.836	4.426	21.695	6.545	285.3	23:28	1:28:45.428
18	1	4:04.815	38.330	1:34.033	1:52.452	3.782	4.424	21.397	6.739	283.1	23:32	1:32:50.243
19	1	4:14.522B	38.765	1:34.538	2:01.219		4.396	22.211		281.6	23:37	1:37:04.765
20	3	6:04.618	2:34.956	1:35.587	1:54.075	3.860		22.208	6.648	283.8	23:43	1:43:09.383
21	3	4:10.657B	38.259	1:33.944	1:58.454		4.422	21.380		283.8	23:47	1:47:20.040
22	3	5:12.384	1:47.487	1:34.195	1:50.702	3.735		20.864	6.436	280.9	23:52	1:52:32.424
23	3	4:01.335	37.785	1:33.586	1:49.964	3.788	4.391	20.518	6.426	281.6	23:56	1:56:33.759
24	3	4:01.023	37.726	1:33.036	1:50.261	3.752	4.395	20.970	6.352	282.3	00:00	2:00:34.782



24 HEURES DU MANS

16-17 JUIN 2012



FIA WEC

80^e Edition des 24 Heures du Mans

Qualifying Practice Session 3

Sector Analysis

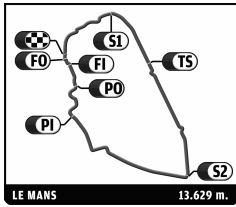
■ Personal Best ■ Session Best B Crossing the finish line in pit lane

Lap	D	Time	Sector 1	Sector 2	Sector 3	T6	T7	Porsche	Ford	T. Spd	Hour	Elapsed	
74	Corvette Racing		Chevrolet Corvette C6 ZR1										
	1.Oliver Gavin 2.Tommy Milner		3.Richard Westbrook LMGTE Pro										
	1	1	4:27.972	57.666	1:34.273	1:56.033	3.682		23.122	6.775	278.0	22:04	4:27.972
	2	1	3:57.981	37.321	1:32.348	1:48.312	3.672	4.346	20.274	6.368	285.3	22:08	8:25.953
	3	1	3:58.895	37.045	1:33.070	1:48.780	3.627	4.341	20.232	6.225	282.3	22:12	12:24.848
	4	1	4:07.934 B	37.183	1:31.898	1:58.853		4.342	20.914		285.3	22:16	16:32.782
	5	3	16:21.825	...	1:37.075	1:55.103	3.817		21.640	8.249	283.1	22:32	32:54.607
	6	3	4:00.605	37.710	1:33.166	1:49.729	3.763	4.433	20.453	6.539	283.8	22:36	36:55.212
	7	3	4:00.112	37.454	1:32.548	1:50.110	3.711	4.383	21.425	6.266	283.8	22:40	40:55.324
	8	3	3:59.423	37.535	1:32.486	1:49.402	3.674	4.363	20.355	6.180	286.8	22:44	44:54.747
	9	3	3:58.742	37.181	1:32.327	1:49.234	3.718	4.350	20.698	6.212	284.5	22:48	48:53.489
	10	3	4:32.521 B	37.505	1:41.233	2:13.783		4.361	29.392		228.1	22:53	53:26.010
	11	3	10:18.301	6:44.994	1:34.007	1:59.300	3.686		25.496	6.473	280.2	23:03	1:03:44.311
	12	3	4:02.855	37.796	1:33.734	1:51.325	3.634	4.398	21.877	6.254	280.2	23:07	1:07:47.166
	13	3	4:01.298	37.300	1:32.873	1:51.125	3.679	4.351	20.792	6.757	283.1	23:11	1:11:48.464
	14	3	3:59.416	37.971	1:32.517	1:48.928	3.683	4.367	20.280	6.236	286.8	23:15	1:15:47.880
	15	3	4:03.668	37.387	1:32.800	1:53.481	3.740	4.376	21.539	8.694	283.1	23:19	1:19:51.548
	16	3	4:00.224	37.585	1:32.846	1:49.793	3.640	4.371	20.674	6.353	282.3	23:23	1:23:51.772
	17	3	3:59.093	37.358	1:32.504	1:49.231	3.671	4.351	20.442	6.175	283.8	23:27	1:27:50.865
	18	3	3:58.669	37.200	1:32.266	1:49.203	3.728	4.339	20.419	6.340	285.3	23:31	1:31:49.534
	19	3	4:17.524 B	39.768	1:33.954	2:03.802		4.370	21.112		281.6	23:36	1:36:07.058
	20	1	6:53.457	3:28.192	1:34.218	1:51.047	3.811		21.344	6.473	281.6	23:43	1:43:00.515
	21	1	4:10.222 B	37.636	1:32.963	1:59.623		4.422	22.174		285.3	23:47	1:47:10.737
	22	1	5:45.764	2:19.034	1:34.440	1:52.290	3.687		21.029	6.425	269.1	23:52	1:52:56.501
23	1	4:01.657	37.857	1:33.434	1:50.366	3.708	4.367	21.169	6.324	283.1	23:56	1:56:58.158	
24	1	4:00.155	37.471	1:32.677	1:50.007	3.808	4.355	20.568	6.541	286.0	00:00	2:00:58.313	
75	Prospeed Competition		Porsche 911 RSR (997)										
	1.Abdulaziz Alfaisal 2.Bret Curtis		3.Sean Edwards LMGTE Am										
	1	2	20:20.243	...	1:40.119	1:58.298	3.996		23.355	7.082	273.8	22:20	20:20.243
	2	2	4:12.980	40.688	1:36.663	1:55.629	3.878	4.546	22.506	6.674	276.6	22:24	24:33.223
	3	2	4:11.878	40.001	1:36.790	1:55.087	3.886	4.499	22.385	6.617	277.3	22:28	28:45.101
	4	2	4:24.150 B	40.545	1:36.660	2:06.945		4.493	23.626		280.2	22:33	33:09.251
	5	1	7:25.034	3:53.328	1:36.798	1:54.908	4.107		22.264	6.654	279.4	22:40	40:34.285
	6	1	4:06.826	38.656	1:35.600	1:52.570	3.825	4.559	21.879	6.521	280.9	22:44	44:41.111
	7	1	4:10.563	40.161	1:36.358	1:54.044	3.862	4.467	23.210	6.490	280.9	22:48	48:51.674
	8	1	4:31.873 B	39.052	1:39.239	2:13.582		4.482	27.900		275.2	22:53	53:23.547
	9	1	10:26.029	6:56.275	1:35.275	1:54.479	3.829		21.981	6.836	278.0	23:03	1:03:49.576
	10	1	4:05.622	38.767	1:34.248	1:52.607	3.903	4.447	21.468	6.523	280.9	23:07	1:07:55.198
	11	1	5:10.401 B	40.114	2:12.417	2:17.870		4.478	24.936		281.6	23:13	1:13:05.599
	12	1	13:29.519	9:54.698	1:37.124	1:57.697	3.872		22.657	6.683	267.1	23:26	1:26:35.118
	13	1	4:08.087	39.132	1:35.316	1:53.639	3.829	4.492	21.923	6.463	279.4	23:30	1:30:43.205
	14	1	4:19.698 B	39.583	1:35.114	2:05.001		4.459	22.167		278.7	23:35	1:35:02.903
	15	3	7:52.469	4:24.271	1:35.446	1:52.752	3.655		21.284	6.301	277.3	23:42	1:42:55.372
	16	3	4:16.445 B	38.109	1:36.233	2:02.103		4.386	21.551		280.9	23:47	1:47:11.817
	17	3	5:58.240	2:33.036	1:34.641	1:50.563	3.558		20.884	6.003	279.4	23:53	1:53:10.057
	18	3	4:04.469	37.498	1:33.851	1:53.120	3.418	4.348	20.728	6.223	282.3	23:57	1:57:14.526
	19	3	3:59.739	37.643	1:33.547	1:48.549	3.159	4.274	20.585	5.404	280.2	00:01	2:01:14.265
	77	Team Felbermayr-Proton		Porsche 911 RSR (997)									
		1.Marc Lieb 2.Richard Lietz		3.Wolf Henzler LMGTE Pro									
		1	3	1:04:57.229 B	...	2:07.410	2:33.437			28.373		162.6	23:04
2		3	6:43.259 B	2:25.880	1:50.825	2:26.554			27.609		229.1	23:11	1:11:40.488
3		3	8:08.914	4:11.075	1:48.493	2:09.346	4.271		25.836	8.626	204.6	23:19	1:19:49.402
4	3	4:35.713	45.399	1:45.758	2:04.556	4.109	4.702	24.148	8.056	218.1	23:24	1:24:25.115	



24 HEURES DU MANS

16-17 JUIN 2012



FIA WEC

80^e Edition des 24 Heures du Mans

Qualifying Practice Session 3

Sector Analysis

■ Personal Best ■ Session Best B Crossing the finish line in pit lane

Lap	D	Time	Sector 1	Sector 2	Sector 3	T6	T7	Porsche	Ford	T. Spd	Hour	Elapsed
5	3	4:25.508	42.107	1:41.759	2:01.642	4.043	4.565	23.142	7.900	261.4	23:28	1:28:50.623
6	3	4:21.692	40.078	1:41.392	2:00.222	4.048	4.526	23.046	7.861	219.4	23:33	1:33:12.315
7	3	4:19.147	40.001	1:38.237	2:00.909	4.151	4.574	22.404	7.872	278.7	23:37	1:37:31.462
8	3	4:29.861 B	39.978	1:39.222	2:10.661		4.614	25.330		274.5	23:42	1:42:01.323

79		Flying Lizard Motorsports		3.Spencer Pumpelly		Porsche 911 RSR (997)		LMGTE Am				
		1.Seth Neiman										
		2.Patrick Pilet										
1	3	5:47.425	2:05.191	1:43.443	1:58.791	3.952		23.148	7.158	187.4	22:05	5:47.425
2	3	4:14.942	40.736	1:38.932	1:55.274	3.836	4.510	22.530	6.664	231.5	22:10	10:02.367
3	3	4:06.727	39.070	1:35.146	1:52.511	3.765	4.458	21.338	6.704	283.8	22:14	14:09.094
4	3	4:04.615	38.282	1:33.887	1:52.446	3.779	4.421	21.670	6.549	285.3	22:18	18:13.709
5	3	4:03.420	38.511	1:33.702	1:51.207	3.832	4.419	21.254	6.468	287.5	22:22	22:17.129
6	3	4:11.656 B	38.661	1:34.027	1:58.968		4.440	21.344		285.3	22:26	26:28.785
7	3	5:56.108	2:24.964	1:34.972	1:56.172	3.852		21.980	6.578	283.1	22:32	32:24.893
8	3	4:17.409 B	38.735	1:33.469	2:05.205		4.461	22.320		286.8	22:36	36:42.302

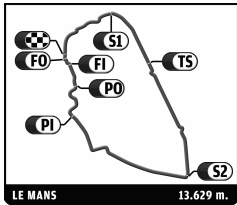
80		Flying Lizard Motorsports		3.Marco Holzer		Porsche 911 RSR (997)		LMGTE Pro				
		1.Jörg Bergmeister										
		2.Patrick Long										
1	1	13:21.911	9:56.720	1:34.747	1:50.444	3.670		21.033	6.132	277.3	22:13	13:21.911
2	1	3:59.855	37.533	1:33.266	1:49.056	3.718	4.382	20.350	5.988	283.8	22:17	17:21.766
3	1	4:13.926 B	38.106	1:34.491	2:01.329		4.385	20.957		281.6	22:21	21:35.692
4	1	6:44.267	3:21.346	1:33.435	1:49.486	3.624		20.526	6.123	280.9	22:28	28:19.959
5	1	4:03.386	37.496	1:35.115	1:50.775	3.608	4.364	20.916	6.258	284.5	22:32	32:23.345
6	1	4:00.734	37.378	1:33.204	1:50.152	3.624	4.346	20.667	6.110	285.3	22:36	36:24.079
7	1	3:59.372	37.282	1:33.116	1:48.974	3.761	4.352	20.177	6.254	282.3	22:40	40:23.451
8	1	4:14.091 B	38.761	1:34.925	2:00.405		4.403	21.187		283.1	22:44	44:37.542
9	2	7:30.338 B	3:15.970	1:35.008	2:39.360			35.297		281.6	22:52	52:07.880
10	2	12:14.247	8:47.927	1:34.349	1:51.971	3.762		21.448	6.552	282.3	23:04	1:04:22.127
11	2	4:02.291	37.693	1:34.026	1:50.572	3.697	4.406	21.142	6.265	283.1	23:08	1:08:24.418
12	2	4:01.123	37.629	1:32.798	1:50.696	3.774	4.374	21.126	6.387	285.3	23:12	1:12:25.541
13	2	4:01.696	38.027	1:32.630	1:51.039	3.790	4.416	21.299	6.208	285.3	23:16	1:16:27.237
14	2	4:08.661 B	37.645	1:32.752	1:58.264		4.425	21.169		282.3	23:20	1:20:35.898
15	2	20:48.080	...	1:45.987	2:10.735	4.027		24.145	8.508	201.6	23:41	1:41:23.978
16	2	4:43.835 B	44.256	1:46.044	2:13.535		4.599	24.509		190.0	23:46	1:46:07.813

81		AF Corse		3.Matt Griffin		Ferrari 458 Italia		LMGTE Am				
		1.Piergiuseppe Perazzini										
		2.Nicola Cadei										
1	2	7:37.828	4:04.658	1:39.575	1:53.595	3.803		23.042	6.692	248.3	22:07	7:37.828
2	2	4:00.924	38.074	1:33.216	1:49.634	3.638	4.403	20.988	6.166	287.5	22:11	11:38.752
3	2	4:01.372	37.557	1:33.226	1:50.589	3.616	4.342	21.200	6.379	286.8	22:15	15:40.124
4	2	4:04.296	37.709	1:33.115	1:53.472	3.767	4.324	23.031	7.263	289.0	22:19	19:44.420
5	2	4:07.900	41.341	1:36.583	1:49.976	3.673	4.377	21.161	6.122	285.3	22:23	23:52.320
6	2	4:12.959 B	37.819	1:36.640	1:58.500		4.341	21.440		288.3	22:28	28:05.279
7	1	5:56.079	2:18.694	1:40.176	1:57.209	3.925		23.485	7.150	281.6	22:34	34:01.358
8	1	4:12.650	39.505	1:37.035	1:56.110	3.867	4.470	23.454	6.892	281.6	22:38	38:14.008
9	1	4:15.609	41.086	1:37.994	1:56.529	4.068	4.447	22.895	6.918	282.3	22:42	42:29.617
10	1	4:13.593	39.372	1:38.094	1:56.127	3.899	4.501	23.163	6.996	286.8	22:46	46:43.210
11	1	4:42.642 B	39.423	1:36.451	2:26.768		4.445	30.307		286.0	22:51	51:25.852
12	1	13:53.920	...	1:46.201	1:56.302	3.911		23.005	6.847	270.4	23:05	1:05:19.772
13	1	4:11.704	39.299	1:37.096	1:55.309	3.881	4.488	22.656	6.878	282.3	23:09	1:09:31.476
14	1	4:10.189	39.054	1:36.362	1:54.773	3.845	4.476	22.687	6.786	283.8	23:13	1:13:41.665
15	1	5:20.216 B	39.171	1:36.403	3:04.642		4.460	1:16.740		283.8	23:19	1:19:01.881
16	3	6:56.169	3:20.275	1:38.080	1:57.814	3.897		23.338	6.999	280.9	23:25	1:25:58.050
17	3	4:28.016 B	38.729	1:38.473	2:10.814		4.470	23.213		280.9	23:30	1:30:26.066
18	3	7:19.579	3:35.389	1:44.146	2:00.044	4.532		23.558	7.761	255.9	23:37	1:37:45.645
19	3	4:31.039 B	41.792	1:39.415	2:09.832		4.636	24.714		277.3	23:42	1:42:16.684



24 HEURES DU MANS

16-17 JUIN 2012



FIA WEC

80^e Edition des 24 Heures du Mans

Qualifying Practice Session 3

Sector Analysis

■ Personal Best ■ Session Best B Crossing the finish line in pit lane

Lap	D	Time	Sector 1	Sector 2	Sector 3	T6	T7	Porsche	Ford	T. Spd	Hour	Elapsed
20	3	7:39.508	4:05.472	1:38.011	1:56.025	3.790		22.809	6.717	277.3	23:49	1:49:56.192
21	3	4:08.701	38.805	1:35.332	1:54.564	3.784	4.415	22.610	6.644	284.5	23:54	1:54:04.893
22	3	4:08.970	39.184	1:35.434	1:54.352	3.690	4.406	22.661	6.466	281.6	23:58	1:58:13.863
23	3	4:07.422	38.679	1:35.221	1:53.522	3.778	4.359	22.126	6.557	282.3	00:02	2:02:21.285

83	JMB Racing											Ferrari 458 Italia
	1.Manuel Rodrigues	3.Philippe Illiano										LMGTE Am
	2.Alain Ferte											

1	1	16:03.680	...	1:40.821	1:58.345	3.904		22.834	7.331	265.8	22:16	16:03.680
2	1	4:20.082B	40.240	1:36.496	2:03.346		4.489	22.083		265.2	22:20	20:23.762
3	2	9:59.645	6:16.661	1:40.591	2:02.393	4.036		24.622	7.844	256.5	22:30	30:23.407
4	2	4:21.869	40.861	1:39.717	2:01.291	4.230	4.554	22.980	8.036	270.4	22:34	34:45.276
5	2	4:32.677B	41.719	1:38.851	2:12.107		4.613	24.223		271.8	22:39	39:17.953

88	Team Felbermayr-Proton											Porsche 911 RSR (997)
	1.Christian Ried	3.Paolo Ruberti										LMGTE Am
	2.Gianluca Roda											

1	2	11:37.347B	6:38.548	2:14.400	2:44.399			27.314		177.9	22:11	11:37.347
2	2	15:20.463	...	1:45.286	1:57.992	3.880		23.971	6.924	238.0	22:26	26:57.810
3	2	4:31.486B	39.110	1:45.548	2:06.828		4.444	22.496		282.3	22:31	31:29.296
4	2	6:50.072	3:18.201	1:37.309	1:54.562	3.760		22.575	6.696	259.5	22:38	38:19.368
5	2	4:08.049	39.613	1:34.977	1:53.459	3.759	4.409	22.051	6.448	285.3	22:42	42:27.417
6	2	4:07.581	38.930	1:35.368	1:53.283	3.778	4.399	21.830	6.559	280.9	22:46	46:34.998
7	2	4:59.470B	43.475	1:45.862	2:30.133		4.417	30.796		221.2	22:51	51:34.468
8	3	47:07.787	...	1:35.232	1:50.008	3.631		20.970	5.846	280.9	23:38	1:38:42.255
9	3	4:00.169	37.810	1:33.182	1:49.177	3.723	4.331	20.730	5.738	285.3	23:42	1:42:42.424
10	3	3:59.971	37.595	1:32.671	1:49.705	3.648	4.375	21.028	5.724	285.3	23:46	1:46:42.395
11	3	4:04.578	37.710	1:33.209	1:53.659	3.582	4.332	23.184	6.262	289.8	23:50	1:50:46.973
12	3	4:15.939B	40.793	1:33.785	2:01.361		4.305	21.279		284.5	23:55	1:55:02.912

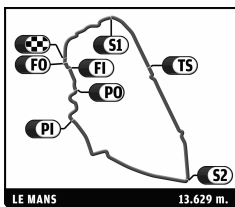
97	Aston Martin Racing											Aston Martin Vantage V8
	1.Adrian Fernandez	3.Darren Turner										LMGTE Pro
	2.Stefan Mücke											

1	3	6:11.541	2:49.138	1:33.477	1:48.926	3.716		19.960	6.425	279.4	22:06	6:11.541
2	3	3:56.587	36.882	1:32.090	1:47.615	3.719	4.350	19.462	6.493	283.8	22:10	10:08.128
3	3	3:56.434	36.976	1:31.805	1:47.653	3.717	4.330	19.485	6.380	286.0	22:14	14:04.562
4	3	3:56.036	37.055	1:31.668	1:47.313	3.724	4.326	19.324	6.513	283.8	22:18	18:00.598
5	3	4:13.967B	38.811	1:34.850	2:00.306		4.327	20.636		258.9	22:22	22:14.565
6	1	20:53.417B	...	1:44.738	2:23.778			24.989		237.0	22:43	43:07.982
7	1	6:24.669	2:29.575	1:46.420	2:08.674	4.292		25.001	8.689	208.1	22:49	49:32.651
8	1	4:52.705B	40.976	1:42.181	2:29.548		4.504	36.198		262.0	22:54	54:25.356
9	1	10:03.911	6:19.416	1:41.563	2:02.932	4.157		23.872	8.008	216.8	23:04	1:04:29.267
10	1	4:22.659B	41.644	1:36.642	2:04.373		4.481	22.225		272.5	23:08	1:08:51.926
11	1	14:30.909	...	1:37.387	1:56.159	3.933		22.420	7.120	276.6	23:23	1:23:22.835
12	1	4:25.882B	39.962	1:41.630	2:04.290		4.431	22.793		213.4	23:27	1:27:48.717
13	1	5:31.067	2:02.898	1:35.093	1:53.076	3.886		21.533	6.884	281.6	23:33	1:33:19.784
14	1	4:05.964	39.884	1:34.355	1:51.725	3.850	4.397	21.144	6.668	282.3	23:37	1:37:25.748
15	1	4:13.620	38.334	1:40.988	1:54.298	3.932	4.385	21.468	7.026	280.9	23:41	1:41:39.368
16	1	4:06.822	38.821	1:34.841	1:53.160	3.889	4.398	22.098	7.102	285.3	23:45	1:45:46.190
17	1	4:04.881	39.286	1:34.190	1:51.405	3.766	4.385	20.977	6.611	285.3	23:49	1:49:51.071
18	1	4:14.485B	37.966	1:34.233	2:02.286		4.337	21.596		282.3	23:54	1:54:05.556
19	1	6:52.614	3:21.248	1:37.990	1:53.376	3.921		21.559	6.844	283.1	00:00	2:00:58.170



24 HEURES DU MANS

16-17 JUN 2012



Computerised results and timing service

80° Edition des 24 Heures du Mans FIA WEC Qualifying Practice Session 3 Weather Report

