



KZ1

Final 2 (F2)

Results

Document 21 PENDING

Subject to scrutineering & sporting investigations

Rnk	No.	Entrant	Nat	Driver	Nat	Equipment	Laps	Gap	Interv.	Best Lap	Points
1	2	Crg Spa	ITA	Verstappen Max	NLD	Crg / Tm / Bridge	15			59.210	50
2	14	Art Grand Prix Srl	ITA	Hanley Benjamin	GBR	Art Gp / Tm / Bridge	15	1.336	1.336	59.385	30
3	3	Crg Spa	ITA	Lennox Lamb Jordon	GBR	Crg / Parilla / Bridge	15	2.257	0.921	59.139	20
4	1	Crg Holland	NLD	Pex Jorrit	NLD	Crg / Tm / Bridge	15	4.260	2.003	59.525	15
5	20	Lenzokart	ITA	Iglesias Jeremy	FRA	Lenzo / Lke / Bridge	15	6.216	1.956	59.622	12
6	8	Birel Motorsport S.r.l.	ITA	De Conto Paolo	ITA	Birel / Tm / Bridge	15	7.559	1.343	59.459	10
7	50	Tony Kart Racing Team	ITA	Dreezen Rick	BEL	Tony Kart / Vortex / Bridge	15	7.762	0.203	59.639	9
8	44	Sodi Racing Team	FRA	Abbase Anthony	FRA	Sodi / Tm / Bridge	15	8.366	0.604	59.575	8
9	9	Birel Motorsport S.r.l.	ITA	Toninelli Roberto	ITA	Birel / Tm / Bridge	15	8.867	0.501	59.684	7
10	5	Crg Spa	ITA	Thonon Jonathan	BEL	Crg / Maxter / Bridge	15	9.122	0.255	59.556	6
11	10	Praga Kart Racing	ITA	Hajek Patrik	CZE	Praga / Parilla / Bridge	15	9.394	0.272	59.651	5
12	49	Tony Kart Racing Team	ITA	Camponeschi Flavio	ITA	Tony Kart / Vortex / Bridge	15	9.508	0.114	59.565	4
13	4	Crg Spa	ITA	Fore Davide	ITA	Crg / Maxter / Bridge	15	9.706	0.198	59.631	3
14	18	Ward Racing	SVK	Kokko Henri	FIN	Tony Kart / Vortex / Bridge	15	10.309	0.603	59.678	2
15	51	Tony Kart Racing Team	ITA	Ardigo Marco	ITA	Tony Kart / Vortex / Bridge	15	10.802	0.493	59.280	1
16	15	Art Grand Prix Srl	ITA	Leclerc Charles	MCO	Art Gp / Tm / Bridge	15	11.449	0.647	59.567	0
17	12	Avg Racing	NLD	Davies Dylan	NLD	First / Tm / Bridge	15	15.333	3.884	59.618	0
18	48	Tony Kart Racing Team	ITA	Torsellini Mirko	ITA	Tony Kart / Vortex / Bridge	15	15.521	0.188	59.710	0
19	16	Galiffa Gianfranco	ITA	Complese Lorenzo	ITA	Crg / Tm / Bridge	15	15.600	0.079	59.772	0
20	6	Crg Holland	NLD	Van Der Raad Sinan	NLD	Crg / Modena / Bridge	15	16.130	0.530	59.882	0
21	11	Avg Racing	NLD	Kozlinski Arnaud	FRA	Birel / Tm / Bridge	12	3 Laps	3 Laps	59.611	0
22	22	Dale Andrea	ITA	Dale Andrea	ITA	Crg / Modena / Bridge	10	5 Laps	2 Laps	59.611	0
23	23	Giambo Racing Kart	ITA	Giambo	ITA	Crg / Maxter / Bridge	9	6 Laps	1 Lap	1:04.669	0
24	21	Comer Top Kart	ITA	Cesetti Sauro	ITA	Top Kart / Tm / Bridge	6	9 Laps	3 Laps	1:00.261	0
25	19	Gazzurelli Gianni	FRA	Gazzurelli Gianni	FRA	Fa Kart / Vortex / Bridge	5	10 Laps	1 Lap	1:00.221	0

No.4 Fore Davide : Under Investigation

Not Classified

	7	Crg Spa	ITA	Federer Fabian	ITA	Crg / Modena / Bridge		DNS			
--	---	---------	-----	-----------------------	-----	-----------------------	--	------------	--	--	--

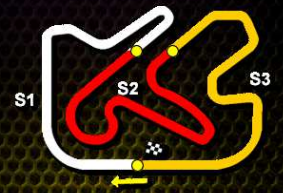
Start Time : 24/03/2013 - 15:36:04

Weather : Sunny Air : 15°C Track : Dry

Leaders : No.14 Hanley Benjamin (1-2) / No.2 Verstappen Max (3-15)

Best Lap : No.3 Lennox Lamb Jordon 59.139 103,48 Kph

Event Record : No.5 Thonon Jonathan 58.881 103,93 Kph



KZ1 **Final 2 (F2)**
Lap Chart

For information purposes. No official / regulatory value

	1	2	3	4	5	6	7	8	9	10	11	12	13	14	15	16	17	18	19	20	21	22	23	24	25	26
Grid	2	14	3	1	11	20	9	50	10	4	51	44	15	48	49	5	8	16	18	22	12	6	21	19	23	7
Start	14	2	1	20	3	11	50	9	10	4	44	51	48	15	5	8	49	16	22	18	6	12	21	19	23	
Lap 1	14	2	1	20	9	44	50	11	10	3	4	51	5	15	8	22	49	48	6	18	16	21	12	19	23	
Interval		0.2	0.6	0.1	0.1	0.1	0.1	0.1	0.2	0.2	0.2	0.0	0.1	0.3	0.0	0.4	0.1	0.0	0.1	0.0	0.3	0.1	0.0	0.3	2.9	
Lap 2	14	2	1	9	44	20	11	50	3	10	4	5	8	15	22	48	49	18	6	12	16	21	19	51	23	
Interval		0.1	0.5	0.5	0.3	0.1	0.1	0.1	0.2	0.2	0.5	0.3	0.2	0.3	0.0	0.1	0.1	0.1	0.3	0.1	0.4	0.3	0.1	3.2	3.9	
Lap 3	2	14	1	9	20	44	11	3	50	10	4	5	8	22	48	49	18	15	12	6	16	19	21	51	23	
Interval		0.2	0.4	0.6	0.2	0.2	0.1	0.2	0.1	0.2	0.4	0.1	0.1	0.8	0.2	0.1	0.2	0.2	0.0	0.5	0.0	0.7	0.1	2.3	9.2	
Lap 4	2	14	1	9	20	11	44	3	50	10	4	5	8	22	48	49	18	12	15	16	6	19	21	51	23	
Interval		0.2	0.5	0.8	0.2	0.2	0.1	0.1	0.1	0.1	0.4	0.1	0.0	0.9	0.3	0.1	0.1	0.3	0.3	0.6	0.2	0.5	0.1	1.4	14.5	
Lap 5	2	14	1	9	20	11	3	50	44	10	5	8	4	22	49	48	18	12	15	16	6	19	21	51	23	
Interval		0.2	0.6	1.0	0.2	0.3	0.0	0.3	0.2	0.3	0.2	0.1	0.5	0.3	0.6	0.0	0.0	0.1	0.5	0.8	0.1	0.9	0.1	0.4	19.8	
Lap 6	2	14	1	9	20	3	11	50	44	10	8	5	4	22	49	18	48	12	15	16	6	51	21	23		
Interval		0.3	0.7	1.1	0.2	0.1	0.5	0.1	0.2	0.3	0.3	0.3	0.1	0.2	0.7	0.2	0.6	0.0	0.3	1.0	0.1	0.7	0.5	25.0		
Lap 7	2	14	1	9	3	20	50	44	11	10	8	5	4	22	49	18	12	15	48	16	6	51	23			
Interval		0.4	0.8	1.3	0.1	0.3	0.4	0.3	0.2	0.1	0.1	0.4	0.2	0.2	0.5	0.3	1.0	0.4	0.1	0.4	0.5	0.0	30.9			
Lap 8	2	14	1	3	9	20	50	44	11	8	10	5	22	4	49	18	12	15	48	16	51	6	23			
Interval		0.5	0.9	1.3	0.5	0.1	0.4	0.3	0.2	0.2	0.3	0.1	0.6	0.0	0.2	0.4	1.2	0.3	0.1	0.5	0.2	0.6	35.6			
Lap 9	2	14	1	3	9	20	50	44	8	11	5	10	22	4	49	18	15	48	12	51	16	6	23			
Interval		0.6	1.0	0.9	1.0	0.1	0.3	0.3	0.2	0.4	0.1	0.2	0.4	0.2	0.1	0.5	1.8	0.8	0.0	0.0	0.2	0.5	40.8			
Lap 10	2	14	1	3	9	20	50	44	8	5	10	11	22	49	4	18	15	51	48	16	12	6				
Interval		0.6	1.1	0.5	1.7	0.1	0.2	0.2	0.2	0.8	0.2	0.3	0.2	0.1	0.2	0.5	1.6	0.9	0.2	0.2	0.2	0.2				
Lap 11	2	14	1	3	20	9	50	8	44	5	10	11	49	4	18	15	51	48	16	12	6					
Interval		0.7	1.4	0.0	2.3	0.4	0.1	0.1	0.3	0.3	0.4	0.2	0.5	0.3	0.5	1.5	0.4	0.8	0.0	0.4	0.3					
Lap 12	2	14	3	1	20	50	8	9	44	5	10	11	49	4	18	15	51	48	16	12	6					
Interval		0.8	1.4	0.4	2.2	0.8	0.3	0.1	0.1	0.1	0.2	0.4	0.3	0.5	0.5	1.3	0.3	1.7	0.1	0.1	0.3					
Lap 13	2	14	3	1	20	50	8	9	44	5	10	49	4	18	15	51	48	16	12	6						
Interval		0.9	1.1	1.0	2.1	0.8	0.2	0.3	0.1	0.2	0.1	0.7	0.6	0.5	1.1	0.0	2.6	0.1	0.1	0.2						
Lap 14	2	14	3	1	20	50	8	44	9	5	10	49	4	18	51	15	48	16	12	6						
Interval		1.1	0.8	1.6	2.0	0.8	0.1	1.0	0.1	0.2	0.1	0.2	0.7	0.5	0.9	0.3	2.5	0.0	0.2	0.3						
Lap 15	2	14	3	1	20	8	50	44	9	5	10	49	4	18	51	15	12	48	16	6						
Interval		1.3	0.9	2.0	1.9	1.3	0.2	0.6	0.5	0.2	0.2	0.1	0.1	0.6	0.4	0.6	3.8	0.1	0.0	0.5						



KZ1

Final 2 (F2)

Lap Time Analysis

For information purposes. No official / regulatory value

Laps	Sector 1	Sector 2	Sector 3	Lap Time	Laps	Sector 1	Sector 2	Sector 3	Lap Time	Laps	Sector 1	Sector 2	Sector 3	Lap Time
No.1 Pex Jorrit					No.4 Fore Davide					No.8 De Conto Paolo				
1	21.639	22.062	19.547	1:03.248	1	21.647	22.702	19.587	1:03.936	1	21.309	22.875	19.619	1:03.803
2	18.729	21.557	19.408	59.694	2	19.509	21.694	19.410	1:00.613	2	19.477	21.679	19.352	1:00.508
3	18.810	21.530	19.422	59.762	3	18.848	21.441	19.459	59.748	3	18.747	21.423	19.364	59.534
4	18.767	21.430	19.393	59.590	4	18.739	21.460	19.432	59.631	4	18.841	21.391	19.313	59.545
5	18.726	21.459	19.404	59.589	5	19.428	21.595	19.509	1:00.532	5	18.863	21.465	19.444	59.772
6	18.727	21.409	19.389	59.525	6	18.784	21.539	19.440	59.763	6	18.890	21.453	19.378	59.721
7	18.720	21.423	19.409	59.552	7	18.712	21.510	19.499	59.721	7	18.734	21.443	19.406	59.583
8	18.784	21.408	19.350	59.542	8	18.821	21.518	19.855	1:00.194	8	18.930	21.472	19.374	59.776
9	18.774	21.393	19.429	59.596	9	18.948	21.484	19.506	59.938	9	18.732	21.344	19.383	59.459
10	18.744	21.371	19.440	59.555	10	19.013	21.502	19.504	1:00.019	10	18.777	21.343	19.412	59.532
11	18.801	21.426	19.461	59.688	11	18.887	21.572	19.532	59.991	11	18.823	21.428	19.420	59.671
12	18.906	21.422	19.479	59.807	12	18.809	21.519	19.458	59.786	12	18.938	21.733	19.487	1:00.158
13	18.748	21.576	19.484	59.808	13	18.762	21.549	19.521	59.832	13	18.668	21.409	19.411	59.488
14	18.828	21.509	19.437	59.774	14	18.882	21.436	19.439	59.757	14	18.783	21.347	19.438	59.568
15	18.810	21.526	19.441	59.777	15	18.829	21.395	19.468	59.692	15	19.200	21.470	19.454	1:00.124
No.2 Verstappen Max					No.5 Thonon Jonathan					No.9 Toninelli Roberto				
1	21.687	21.684	19.556	1:02.927	1	21.485	22.525	19.534	1:03.544	1	21.172	22.224	19.524	1:02.920
2	18.796	21.551	19.474	59.821	2	19.670	21.608	19.429	1:00.707	2	18.926	21.593	19.438	59.957
3	18.760	21.401	19.454	59.615	3	18.699	21.415	19.465	59.579	3	18.789	21.578	19.467	59.834
4	18.714	21.341	19.462	59.517	4	18.786	21.419	19.456	59.661	4	18.771	21.517	19.477	59.765
5	18.704	21.407	19.386	59.497	5	18.701	21.486	19.540	59.727	5	18.794	21.498	19.493	59.785
6	18.629	21.343	19.377	59.349	6	19.305	21.455	19.458	1:00.218	6	18.747	21.474	19.463	59.684
7	18.634	21.333	19.359	59.326	7	18.657	21.438	19.543	59.638	7	18.746	21.501	19.471	59.718
8	18.626	21.324	19.378	59.328	8	18.793	21.496	19.518	59.807	8	18.957	21.568	19.508	1:00.033
9	18.663	21.315	19.409	59.387	9	18.698	21.440	19.501	59.639	9	18.803	21.508	19.503	59.814
10	18.620	21.283	19.487	59.390	10	18.745	21.449	19.511	59.705	10	18.793	21.464	19.568	59.825
11	18.639	21.345	19.399	59.383	11	18.684	21.404	19.468	59.556	11	19.143	21.553	19.491	1:00.187
12	18.656	21.268	19.417	59.341	12	18.706	21.641	19.589	59.936	12	19.051	22.115	19.483	1:00.649
13	18.655	21.275	19.349	59.279	13	18.844	21.479	19.465	59.788	13	18.766	21.451	19.495	59.712
14	18.630	21.271	19.346	59.247	14	18.879	21.819	19.514	1:00.212	14	19.048	21.909	19.444	1:00.401
15	18.635	21.225	19.350	59.210	15	18.915	21.814	19.515	1:00.244	15	19.048	21.665	19.492	1:00.205
No.3 Lennox Lamb Jordon					No.6 Van Der Raad Sinan					No.10 Hajek Patrik				
1	22.091	22.585	19.419	1:04.095	1	21.387	22.839	19.896	1:04.122	1	21.398	22.554	19.551	1:03.503
2	19.080	21.725	19.265	1:00.070	2	19.698	21.728	19.506	1:00.932	2	19.185	21.943	19.379	1:00.507
3	18.787	21.536	19.331	59.654	3	19.294	21.707	19.647	1:00.648	3	18.741	21.632	19.480	59.853
4	18.753	21.535	19.422	59.710	4	19.423	21.586	19.464	1:00.473	4	18.765	21.435	19.451	59.651
5	18.740	21.345	19.527	59.612	5	18.827	21.502	19.553	59.882	5	18.892	21.770	19.484	1:00.146
6	18.683	21.356	19.368	59.407	6	18.832	21.882	19.620	1:00.334	6	18.711	21.487	19.477	59.675
7	18.708	21.347	19.417	59.472	7	18.989	21.564	19.656	1:00.209	7	18.722	21.574	19.491	59.787
8	18.792	21.278	19.353	59.423	8	19.124	21.535	19.573	1:00.232	8	19.164	21.604	19.499	1:00.267
9	18.627	21.302	19.342	59.271	9	18.965	21.553	19.660	1:00.178	9	18.898	21.569	19.536	1:00.003
10	18.599	21.239	19.308	59.146	10	18.880	21.560	19.529	59.969	10	18.739	21.554	19.492	59.785
11	18.604	21.254	19.338	59.196	11	19.004	21.559	19.565	1:00.128	11	18.738	21.499	19.517	59.754
12	18.708	21.248	19.329	59.285	12	18.807	21.743	19.554	1:00.104	12	18.672	21.502	19.499	59.673
13	18.613	21.240	19.286	59.139	13	18.843	21.730	19.510	1:00.083					
14	18.628	21.245	19.303	59.176										



KZ1

Final 2 (F2)

Lap Time Analysis

For information purposes. No official / regulatory value

Laps	Sector 1	Sector 2	Sector 3	Lap Time
13	18.801	21.438	19.486	59.725
14	18.779	21.926	19.483	1:00.188
15	18.926	21.856	19.596	1:00.378

No.11 Kozlinski Arnaud				
Laps	Sector 1	Sector 2	Sector 3	Lap Time
1	21.842	22.354	19.415	1:03.611
2	18.969	21.722	19.391	1:00.082
3	18.839	21.582	19.447	59.868
4	18.786	21.408	19.417	59.611
5	18.836	21.457	19.607	59.900
6	19.011	21.485	19.474	59.970
7	18.968	21.754	19.530	1:00.252
8	18.867	21.478	19.485	59.830
9	19.052	21.592	19.556	1:00.200
10	19.002	21.851	19.670	1:00.523
11	18.822	21.394	19.474	59.690
12	18.990	21.351	19.501	59.842

No.12 Davies Dylan				
Laps	Sector 1	Sector 2	Sector 3	Lap Time
1	22.299	22.798	19.559	1:04.656
2	19.623	21.584	19.311	1:00.518
3	18.924	21.693	19.364	59.981
4	18.860	21.476	19.368	59.704
5	18.803	21.444	19.371	59.618
6	19.269	21.675	19.433	1:00.377
7	18.965	21.561	19.518	1:00.044
8	18.905	21.546	19.467	59.918
9	19.425	22.274	19.648	1:01.347
10	19.507	21.530	19.507	1:00.544
11	18.903	21.579	19.541	1:00.023
12	18.936	21.694	19.459	1:00.089
13	18.922	21.816	19.454	1:00.192
14	18.866	21.506	19.512	59.884
15	19.107	21.816	19.635	1:00.558

No.14 Hanley Benjamin				
Laps	Sector 1	Sector 2	Sector 3	Lap Time
1	21.400	21.784	19.595	1:16.712
2	18.831	21.593	19.470	59.894
3	18.958	21.593	19.405	59.956
4	18.727	21.439	19.379	59.545
5	18.661	21.446	19.385	59.492
6	18.648	21.399	19.366	59.413
7	18.650	21.432	19.371	59.453
8	18.695	21.364	19.398	59.457
9	18.689	21.358	19.402	59.449
10	18.745	21.331	19.394	59.470
11	18.644	21.361	19.422	59.427
12	18.690	21.303	19.413	59.406
13	18.667	21.371	19.357	59.395
14	18.732	21.352	19.401	59.485

Laps	Sector 1	Sector 2	Sector 3	Lap Time
15	18.704	21.306	19.375	59.385

No.15 Leclerc Charles				
Laps	Sector 1	Sector 2	Sector 3	Lap Time
1	21.612	22.769	19.721	1:04.102
2	19.523	21.925	19.536	1:00.984
3	19.254	22.181	19.510	1:00.945
4	19.035	21.562	19.574	1:00.171
5	18.768	21.457	19.544	59.769
6	18.840	21.647	19.650	1:00.137
7	18.927	21.663	19.604	1:00.194
8	18.732	21.462	19.583	59.777
9	19.045	21.580	19.526	1:00.151
10	18.756	21.416	19.494	59.666
11	18.782	21.558	19.541	59.881
12	18.731	21.363	19.473	59.567
13	18.660	21.412	19.533	59.605
14	19.049	21.457	19.456	59.962
15	18.758	21.394	19.452	59.604

No.16 Complesse Lorenzo				
Laps	Sector 1	Sector 2	Sector 3	Lap Time
1	21.200	23.667	19.853	1:04.720
2	19.775	21.924	19.483	1:01.182
3	18.840	21.739	19.504	1:00.083
4	19.109	21.546	19.539	1:00.194
5	18.831	21.605	19.551	59.987
6	19.040	21.648	19.601	1:00.289
7	18.786	21.531	19.457	59.774
8	18.893	21.470	19.531	59.894
9	19.071	21.879	19.613	1:00.563
10	19.101	21.433	19.493	1:00.027
11	18.830	21.531	19.479	59.840
12	19.106	21.783	19.477	1:00.366
13	18.763	21.934	19.488	1:00.185
14	18.840	21.504	19.428	59.772
15	19.717	21.892	19.496	1:01.105

No.18 Kokko Henri				
Laps	Sector 1	Sector 2	Sector 3	Lap Time
1	21.977	22.646	19.568	1:04.191
2	19.445	21.800	19.331	1:00.576
3	18.926	21.860	19.397	1:00.183
4	18.722	21.532	19.424	59.678
5	18.801	21.545	19.422	59.768
6	18.946	21.440	19.414	59.800
7	18.844	21.449	19.453	59.746
8	18.827	21.461	19.414	59.702
9	18.914	21.546	19.439	59.899
10	18.885	21.493	19.516	59.894
11	18.912	21.574	19.477	59.963
12	18.871	21.457	19.436	59.764
13	18.774	21.559	19.497	59.830

Laps	Sector 1	Sector 2	Sector 3	Lap Time
14	18.847	21.441	19.467	59.755
15	18.858	21.465	19.448	59.771

No.19 Gazzurelli Gianni				
Laps	Sector 1	Sector 2	Sector 3	Lap Time
1	21.963	23.095	19.824	1:04.882
2	19.510	22.040	19.623	1:01.173
3	18.989	21.686	19.668	1:00.343
4	18.938	21.656	19.627	1:00.221
5	18.996	21.628	19.658	1:00.282

No.20 Iglesias Jeremy				
Laps	Sector 1	Sector 2	Sector 3	Lap Time
1	21.329	22.413	19.559	1:03.301
2	19.287	21.902	19.354	1:00.543
3	18.766	21.466	19.390	59.622
4	18.855	21.549	19.368	59.772
5	18.812	21.500	19.436	59.748
6	18.808	21.481	19.379	59.668
7	19.086	21.463	19.422	59.971
8	18.849	21.526	19.375	59.750
9	18.882	21.507	19.424	59.813
10	18.839	21.460	19.478	59.777
11	18.834	21.411	19.403	59.648
12	18.806	21.448	19.442	59.696
13	18.770	21.462	19.426	59.658
14	18.786	21.453	19.429	59.668
15	18.795	21.450	19.459	59.704

No.21 Cesetti Sauro				
Laps	Sector 1	Sector 2	Sector 3	Lap Time
1	21.663	23.102	19.742	1:04.507
2	19.811	21.994	19.616	1:01.421
3	19.230	21.814	19.552	1:00.596
4	19.036	21.654	19.571	1:00.261
5	18.954	21.697	19.656	1:00.307
6	19.046	21.813	19.643	1:00.502

No.22 Dale Andrea				
Laps	Sector 1	Sector 2	Sector 3	Lap Time
1	21.245	22.748	19.889	1:03.882
2	19.090	21.953	19.463	1:00.506
3	18.982	21.538	19.405	59.925
4	18.845	21.371	19.395	59.611
5	18.725	21.478	19.494	59.697
6	18.768	21.442	19.439	59.649
7	18.808	21.477	19.485	59.770
8	18.807	21.444	19.627	59.878
9	18.836	21.402	19.476	59.714
10	18.864	21.419	19.605	59.888

No.23 Giambo				
Laps	Sector 1	Sector 2	Sector 3	Lap Time
1	22.138	23.646	21.362	1:07.146
2	20.878	23.405	21.137	1:05.420
3	20.463	23.232	21.148	1:04.843



KZ1

Final 2 (F2)

Lap Time Analysis

For information purposes. No official / regulatory value

Laps	Sector 1	Sector 2	Sector 3	Lap Time	Laps	Sector 1	Sector 2	Sector 3	Lap Time
4	20.360	23.283	21.072	1:04.715	9	18.885	21.526	19.424	59.835
5	20.387	23.177	21.105	1:04.669	10	18.724	21.439	19.451	59.614
6	20.692	23.401	21.095	1:05.188	11	18.877	21.573	19.442	59.892
7	20.489	23.311	20.977	1:04.777	12	18.746	21.386	19.433	59.565
8	20.418	23.333	21.183	1:04.934	13	18.830	21.490	19.382	59.702
9	20.707	23.475	21.163	1:05.345	14	18.768	21.508	19.407	59.683
					15	18.817	21.938	19.507	1:00.262

No.44 Abbasse Anthony

1	21.142	22.160	19.573	1:02.875
2	18.954	21.675	19.445	1:00.074
3	19.061	21.506	19.417	59.984
4	19.068	21.505	19.424	59.997
5	19.289	21.537	19.432	1:00.258
6	18.879	21.427	19.417	59.723
7	18.808	21.510	19.415	59.733
8	18.904	21.446	19.400	59.750
9	18.818	21.523	19.406	59.747
10	18.802	21.362	19.411	59.575
11	19.133	21.641	19.479	1:00.253
12	18.808	21.788	19.523	1:00.119
13	18.821	21.414	19.475	59.710
14	18.832	21.795	19.493	1:00.120
15	18.907	21.447	19.479	59.833

No.50 Dreezen Rick

1	21.534	22.441	19.480	1:03.455
2	19.304	21.639	19.441	1:00.384
3	18.962	21.699	19.410	1:00.071
4	18.754	21.503	19.439	59.696
5	18.891	21.453	19.417	59.761
6	18.848	21.465	19.421	59.734
7	18.773	21.415	19.451	59.639
8	18.800	21.488	19.410	59.698
9	18.801	21.475	19.434	59.710
10	18.782	21.486	19.425	59.693
11	18.823	21.732	19.466	1:00.021
12	18.793	21.665	19.457	59.915
13	18.797	21.446	19.426	59.669
14	18.760	21.421	19.482	59.663
15	19.450	21.526	19.459	1:00.435

No.48 Torsellini Mirko

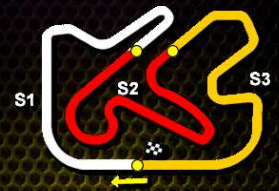
1	21.803	22.892	20.175	1:04.870
2	19.037	21.991	19.464	1:00.492
3	18.909	21.699	19.445	1:00.053
4	18.741	21.480	19.489	59.710
5	18.774	21.551	19.729	1:00.054
6	19.447	21.593	19.530	1:00.570
7	19.230	21.944	19.521	1:00.695
8	18.831	21.546	19.444	59.821
9	19.035	22.005	19.768	1:00.808
10	18.801	21.552	19.746	1:00.099
11	18.817	21.521	19.668	1:00.006
12	19.238	21.573	19.468	1:00.279
13	19.008	21.688	19.491	1:00.187
14	18.820	21.520	19.541	59.881
15	19.634	21.924	19.527	1:01.085

No.51 Ardigo Marco

1	21.649	22.659	19.558	1:03.866
2	25.161	22.002	19.511	1:06.674
3	18.743	21.494	19.336	59.573
4	18.675	21.410	19.328	59.413
5	18.647	21.384	19.284	59.315
6	18.686	21.497	19.294	59.477
7	18.654	21.312	19.477	59.443
8	18.832	21.402	19.313	59.547
9	18.646	21.821	19.603	1:00.070
10	19.051	21.353	19.331	59.735
11	18.655	21.393	19.342	59.390
12	18.694	21.395	19.330	59.419
13	18.608	21.339	19.333	59.280
14	18.877	21.365	19.353	59.595
15	18.643	21.324	19.347	59.314

No.49 Camponeschi Flavio

1	21.386	23.107	19.832	1:04.325
2	19.662	21.693	19.348	1:00.703
3	18.930	21.723	19.438	1:00.091
4	18.786	21.522	19.391	59.699
5	18.776	21.577	19.465	59.818
6	18.780	21.460	19.433	59.673
7	18.775	21.436	19.417	59.628
8	18.765	21.442	19.406	59.613





























KZ1

Final 2 (F2)
Starting Grid

Document 20

Subject to scrutineering & sporting investigations

23	Giambo Crg / Maxter / Bridge		13	7	Federer Fabian Crg / Modena / Bridge	
21	Cesetti Sauro Top Kart / Tm / Bridge		12	19	Gazzurelli Gianni Fa Kart / Vortex / Bridge	
12	Davies Dylan First / Tm / Bridge		11	6	Van Der Raad Sinan Crg / Modena / Bridge	
18	Kokko Henri Tony Kart / Vortex / Bridge		10	22	Dale Andrea Crg / Modena / Bridge	
8	De Conto Paolo Birel / Tm / Bridge		9	16	Camplese Lorenzo Crg / Tm / Bridge	
49	Camponeschi Flavio Tony Kart / Vortex / Bridge		8	5	Thonon Jonathan Crg / Maxter / Bridge	
15	Leclerc Charles Art Gp / Tm / Bridge		7	48	Torsellini Mirko Tony Kart / Vortex / Bridge	
51	Ardigo Marco Tony Kart / Vortex / Bridge		6	44	Abbase Anthony Sodi / Tm / Bridge	
10	Hajek Patrik Praga / Parilla / Bridge		5	4	Fore Davide Crg / Maxter / Bridge	
9	Toninelli Roberto Birel / Tm / Bridge		4	50	Dreezen Rick Tony Kart / Vortex / Bridge	
11	Kozlinski Arnaud Birel / Tm / Bridge		3	20	Iglesias Jeremy Lenzo / Lke / Bridge	
3	Lennox Lamb Jordon Crg / Parilla / Bridge		2	1	Pex Jorrit Crg / Tm / Bridge	
2	Verstappen Max Crg / Tm / Bridge		1	14	Hanley Benjamin Art Gp / Tm / Bridge	

POLE POSITION

