

KZ1

Qualifying Heats 1D (QH1D)

Document 17

Results

Subject to scrutineering & sporting investigations

| Rnk | No. | Entrant | Nat | Driver | Nat | Equipment | Laps | Gap | Interv. | Best Lap | Points |
|-----|-----|-------------------------|-----|---------------------------|-----|-----------------------------|------|---------------|---------|----------|-----------|
| 1 | 2 | Crg Spa | ITA | Verstappen Max | NLD | Crg / Tm / Bridge | 9 | | | 59.178 | 0 |
| 2 | 3 | Crg Spa | ITA | Lennox Lamb Jordon | GBR | Crg / Parilla / Bridge | 9 | 0.937 | 0.937 | 59.162 | 2 |
| 3 | 14 | Art Grand Prix Srl | ITA | Hanley Benjamin | GBR | Art Gp / Tm / Bridge | 9 | 1.609 | 0.672 | 59.269 | 3 |
| 4 | 5 | Crg Spa | ITA | Thonon Jonathan | BEL | Crg / Maxter / Bridge | 9 | 1.879 | 0.270 | 59.244 | 4 |
| 5 | 8 | Birel Motorsport S.r.l. | ITA | De Conto Paolo | ITA | Birel / Tm / Bridge | 9 | 2.440 | 0.561 | 59.355 | 5 |
| 6 | 1 | Crg Holland | NLD | Pex Jorrit | NLD | Crg / Tm / Bridge | 9 | 2.514 | 0.074 | 59.287 | 6 |
| 7 | 10 | Praga Kart Racing | ITA | Hajek Patrik | CZE | Praga / Parilla / Bridge | 9 | 2.915 | 0.401 | 59.416 | 7 |
| 8 | 11 | Avg Racing | NLD | Kozlinski Arnaud | FRA | Birel / Tm / Bridge | 9 | 3.232 | 0.317 | 59.346 | 8 |
| 9 | 44 | Sodi Racing Team | FRA | Abbase Anthony | FRA | Sodi / Tm / Bridge | 9 | 3.433 | 0.201 | 59.317 | 9 |
| 10 | 20 | Lenzokart | ITA | Iglesias Jeremy | FRA | Lenzo / Lke / Bridge | 9 | 3.831 | 0.398 | 59.398 | 10 |
| 11 | 50 | Tony Kart Racing Team | ITA | Dreezen Rick | BEL | Tony Kart / Vortex / Bridge | 9 | 4.370 | 0.539 | 59.406 | 11 |
| 12 | 4 | Crg Spa | ITA | Fore Davide | ITA | Crg / Maxter / Bridge | 9 | 4.786 | 0.416 | 59.433 | 12 |
| 13 | 49 | Tony Kart Racing Team | ITA | Camponeschi Flavio | ITA | Tony Kart / Vortex / Bridge | 9 | 5.086 | 0.300 | 59.401 | 13 |
| 14 | 9 | Birel Motorsport S.r.l. | ITA | Toninelli Roberto | ITA | Birel / Tm / Bridge | 9 | 5.675 | 0.589 | 59.239 | 14 |
| 15 | 48 | Tony Kart Racing Team | ITA | Torsellini Mirko | ITA | Tony Kart / Vortex / Bridge | 9 | 6.002 | 0.327 | 59.453 | 15 |
| 16 | 15 | Art Grand Prix Srl | ITA | Leclerc Charles | MCO | Art Gp / Tm / Bridge | 9 | 6.209 | 0.207 | 59.233 | 16 |
| 17 | 51 | Tony Kart Racing Team | ITA | Ardigo Marco | ITA | Tony Kart / Vortex / Bridge | 9 | 6.279 | 0.070 | 59.004 | 17 |
| 18 | 16 | Galiffa Gianfranco | ITA | Camplese Lorenzo | ITA | Crg / Tm / Bridge | 9 | 7.354 | 1.075 | 59.398 | 18 |
| 19 | 22 | Dale Andrea | ITA | Dale Andrea | ITA | Crg / Modena / Bridge | 9 | 8.740 | 1.386 | 59.428 | 19 |
| 20 | 18 | Ward Racing | SWE | Kokko Henri | FIN | Tony Kart / Vortex / Bridge | 9 | 9.017 | 0.277 | 59.460 | 20 |
| 21 | 7 | Crg Spa | ITA | Federer Fabian | ITA | Crg / Modena / Bridge | 9 | 9.612 | 0.595 | 59.564 | 21 |
| 22 | 21 | Comer Top Kart | ITA | Cesetti Sauro | ITA | Top Kart / Tm / Bridge | 9 | 10.254 | 0.642 | 59.638 | 22 |
| 23 | 12 | Avg Racing | NLD | Davies Dylan | NLD | First / Tm / Bridge | 9 | 10.966 | 0.712 | 59.625 | 23 |
| 24 | 6 | Crg Holland | NLD | Van Der Raad Sinan | NLD | Crg / Modena / Bridge | 9 | 11.266 | 0.300 | 59.810 | 24 |
| 25 | 23 | Giambo Racing Kart | ITA | Giambo | ITA | Crg / Maxter / Bridge | 9 | 48.726 | 37.460 | 1:04.092 | 25 |
| 26 | 19 | Gazzurelli Gianni | FRA | Gazzurelli Gianni | FRA | Fa Kart / Vortex / Bridge | 7 | 2 Laps | 2 Laps | 59.844 | 26 |

Leaders : No.2 Verstappen Max (1-9)

Start Time : 24/03/2013 - 11:12:55

Best Lap : No.51 Ardigo Marco

59.004 103,72 Kph

Weather : Sunny Air : 15°C Track : Dry

Event Record : No.4 Fore Davide

45.219 135,34 Kph



KZ1

Qualifying Heats 1D (QH1D)

Lap Chart

For information purposes. No official / regulatory value

| | 1 | 2 | 3 | 4 | 5 | 6 | 7 | 8 | 9 | 10 | 11 | 12 | 13 | 14 | 15 | 16 | 17 | 18 | 19 | 20 | 21 | 22 | 23 | 24 | 25 | 26 |
|-----------------------|---|-----------|-----------|-----------|-----------|-----------|-----------|-----------|-----------|-----------|-----------|-----------|-----------|-----------|-----------|-----------|-----------|-----------|-----------|-----------|-----------|-----------|-----------|-----------|------------|------------|
| Grid | 2 | 5 | 14 | 8 | 20 | 3 | 11 | 10 | 49 | 48 | 1 | 4 | 44 | 50 | 12 | 7 | 16 | 6 | 15 | 19 | 21 | 23 | 18 | 22 | 9 | 51 |
| Start | 2 | 5 | 14 | 8 | 20 | 11 | 10 | 3 | 48 | 1 | 49 | 44 | 4 | 50 | 7 | 12 | 6 | 15 | 16 | 19 | 21 | 22 | 18 | 9 | 51 | 23 |
| Lap 1 Interval | 2 | 14 0.2 | 5 0.1 | 8 0.2 | 11 0.2 | 3 0.1 | 20 0.3 | 10 0.2 | 48 0.2 | 49 0.2 | 1 0.0 | 44 0.1 | 50 0.4 | 4 0.1 | 7 0.2 | 15 0.0 | 12 0.1 | 19 0.3 | 21 0.1 | 16 0.1 | 9 0.2 | 22 0.6 | 51 0.0 | 18 0.0 | 6 0.2 | 23 2.4 |
| Lap 2 | 2 | 14 0.1 | 5 0.1 | 8 0.2 | 3 0.0 | 11 0.2 | 20 0.4 | 10 0.0 | 1 0.4 | 48 0.7 | 44 0.0 | 49 0.1 | 50 0.1 | 4 0.1 | 7 0.1 | 12 0.4 | 15 0.2 | 21 0.3 | 9 0.0 | 19 0.3 | 51 0.0 | 16 0.2 | 22 0.2 | 18 0.3 | 6 0.3 | 23 6.5 |
| Lap 3 | 2 | 14 0.3 | 5 0.1 | 3 0.1 | 8 0.3 | 11 0.1 | 10 0.5 | 1 0.2 | 20 0.3 | 44 0.7 | 49 0.4 | 50 0.1 | 4 0.2 | 48 0.3 | 7 0.1 | 12 0.0 | 15 0.1 | 9 0.1 | 51 0.6 | 21 0.4 | 16 0.1 | 22 0.4 | 18 0.1 | 19 0.3 | 6 0.2 | 23 11.1 |
| Lap 4 | 2 | 5 0.5 | 14 0.1 | 3 0.2 | 11 0.1 | 8 0.1 | 10 0.3 | 1 0.1 | 20 0.5 | 44 0.4 | 49 0.6 | 50 0.1 | 4 0.2 | 48 0.3 | 7 0.2 | 15 0.0 | 9 0.3 | 12 0.6 | 51 0.0 | 16 0.7 | 18 0.6 | 22 0.1 | 19 0.2 | 21 0.3 | 6 0.0 | 23 15.5 |
| Lap 5 | 2 | 5 0.5 | 3 0.2 | 14 0.1 | 8 0.3 | 11 0.1 | 10 0.2 | 1 0.0 | 20 0.6 | 44 0.3 | 49 0.6 | 50 0.2 | 4 0.2 | 48 0.3 | 9 0.9 | 15 0.2 | 51 0.4 | 12 0.4 | 16 0.0 | 7 0.1 | 18 0.3 | 22 0.3 | 19 0.4 | 21 0.2 | 6 0.1 | 23 19.9 |
| Lap 6 | 2 | 3 0.9 | 5 0.2 | 14 0.0 | 8 0.5 | 11 0.1 | 1 0.0 | 10 0.1 | 20 0.2 | 44 0.2 | 49 0.8 | 50 0.1 | 4 0.2 | 48 0.4 | 9 0.7 | 15 0.3 | 51 0.3 | 16 1.0 | 7 0.6 | 22 0.1 | 18 0.3 | 19 0.6 | 21 0.0 | 6 0.0 | 12 0.7 | 23 23.6 |
| Lap 7 | 2 | 3 0.8 | 5 0.4 | 14 0.1 | 8 0.4 | 1 0.1 | 10 0.3 | 11 0.4 | 44 0.2 | 20 0.2 | 49 0.3 | 50 0.1 | 4 0.2 | 48 0.4 | 9 0.5 | 15 0.3 | 51 0.3 | 16 1.2 | 22 1.2 | 18 0.0 | 7 0.0 | 21 0.7 | 19 0.2 | 6 0.1 | 12 0.1 | 23 28.8 |
| Lap 8 | 2 | 3 0.7 | 14 0.7 | 5 0.2 | 8 0.1 | 1 0.1 | 10 0.4 | 11 0.5 | 44 0.1 | 20 0.3 | 50 0.4 | 4 0.3 | 49 0.1 | 48 0.3 | 9 0.1 | 15 0.3 | 51 0.0 | 16 1.6 | 22 1.3 | 18 0.3 | 7 0.3 | 21 0.5 | 12 0.9 | 6 0.1 | 23 32.8 | |
| Lap 9 | 2 | 3 0.9 | 14 0.6 | 5 0.2 | 8 0.5 | 1 0.0 | 10 0.4 | 11 0.3 | 44 0.2 | 20 0.3 | 50 0.5 | 4 0.4 | 49 0.3 | 9 0.5 | 48 0.3 | 15 0.2 | 51 0.0 | 16 1.0 | 22 1.3 | 18 0.2 | 7 0.5 | 21 0.6 | 12 0.7 | 6 0.3 | 23 37.4 | |



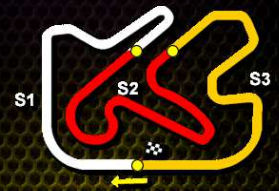
KZ1

Qualifying Heats 1D (QH1D)

Lap Time Analysis

For information purposes. No official / regulatory value

| Laps | Sector 1 | Sector 2 | Sector 3 | Lap Time | Laps | Sector 1 | Sector 2 | Sector 3 | Lap Time | Laps | Sector 1 | Sector 2 | Sector 3 | Lap Time |
|--------------------------------|----------|----------|----------|----------|--------------------------------|----------|----------|----------|----------|-------------------------------|----------|----------|----------|----------|
| No.1 Pex Jorrit | | | | | No.6 Van Der Raad Sinan | | | | | No.10 Hajek Patrik | | | | |
| 1 | 21.344 | 22.545 | 19.509 | 1:03.398 | 6 | 19.136 | 21.451 | 19.372 | 59.959 | 1 | 21.495 | 22.151 | 19.599 | 1:03.245 |
| 2 | 18.783 | 21.539 | 19.359 | 59.681 | 7 | 18.777 | 21.349 | 19.393 | 59.519 | 2 | 18.803 | 21.510 | 19.465 | 59.778 |
| 3 | 18.589 | 21.450 | 19.248 | 59.287 | 8 | 18.681 | 21.757 | 19.340 | 59.778 | 3 | 18.760 | 21.400 | 19.373 | 59.533 |
| 4 | 18.614 | 21.368 | 19.340 | 59.322 | 9 | 18.610 | 21.305 | 19.329 | 59.244 | 4 | 18.640 | 21.459 | 19.367 | 59.466 |
| 5 | 18.697 | 21.374 | 19.339 | 59.410 | 1 | 22.525 | 22.705 | 20.641 | 1:05.871 | 5 | 18.602 | 21.432 | 19.385 | 59.419 |
| 6 | 18.717 | 21.475 | 19.396 | 59.588 | 2 | 19.376 | 21.867 | 19.607 | 1:00.850 | 6 | 18.887 | 21.529 | 19.463 | 59.879 |
| 7 | 18.733 | 21.354 | 19.271 | 59.358 | 3 | 18.838 | 21.832 | 19.633 | 1:00.303 | 7 | 18.764 | 21.393 | 19.379 | 59.536 |
| 8 | 18.656 | 21.425 | 19.237 | 59.318 | 4 | 18.813 | 21.505 | 19.713 | 1:00.031 | 8 | 18.631 | 21.394 | 19.391 | 59.416 |
| 9 | 18.805 | 21.394 | 19.424 | 59.623 | 5 | 18.945 | 21.524 | 19.472 | 59.941 | 9 | 18.644 | 21.467 | 19.438 | 59.549 |
| No.2 Verstappen Max | | | | | No.7 Federer Fabian | | | | | No.11 Kozlinski Arnaud | | | | |
| 1 | 53.169 | 21.842 | 19.630 | 1:34.641 | 1 | 21.609 | 22.606 | 19.773 | 1:03.988 | 1 | 21.223 | 21.823 | 19.501 | 1:02.547 |
| 2 | 18.842 | 21.502 | 19.537 | 59.881 | 2 | 19.050 | 21.516 | 19.719 | 1:00.287 | 2 | 19.064 | 21.422 | 19.442 | 59.928 |
| 3 | 18.670 | 21.401 | 19.398 | 59.469 | 3 | 18.828 | 21.426 | 19.556 | 59.810 | 3 | 18.758 | 21.514 | 19.320 | 59.592 |
| 4 | 18.674 | 21.381 | 19.351 | 59.406 | 4 | 18.739 | 21.433 | 19.392 | 59.564 | 4 | 18.749 | 21.380 | 19.319 | 59.448 |
| 5 | 18.603 | 21.364 | 19.369 | 59.336 | 5 | 19.711 | 21.797 | 20.144 | 1:01.652 | 5 | 18.763 | 21.675 | 19.299 | 59.737 |
| 6 | 18.630 | 21.334 | 19.372 | 59.336 | 6 | 19.212 | 21.507 | 19.529 | 1:00.248 | 6 | 18.760 | 21.661 | 19.380 | 59.801 |
| 7 | 18.655 | 21.322 | 19.394 | 59.371 | 7 | 18.884 | 21.468 | 19.939 | 1:00.291 | 7 | 19.383 | 21.531 | 19.350 | 1:00.264 |
| 8 | 18.640 | 21.285 | 19.337 | 59.262 | 8 | 18.960 | 21.446 | 19.506 | 59.912 | 8 | 18.842 | 21.292 | 19.360 | 59.494 |
| 9 | 18.583 | 21.279 | 19.316 | 59.178 | 9 | 18.733 | 21.456 | 19.514 | 59.703 | 9 | 18.687 | 21.289 | 19.370 | 59.346 |
| No.3 Lennox Lamb Jordon | | | | | No.8 De Conto Paolo | | | | | No.12 Davies Dylan | | | | |
| 1 | 21.209 | 21.860 | 19.575 | 1:02.644 | 1 | 21.434 | 21.867 | 19.575 | 1:02.876 | 1 | 22.007 | 22.474 | 19.623 | 1:04.104 |
| 2 | 18.710 | 21.406 | 19.384 | 59.500 | 2 | 18.890 | 21.517 | 19.407 | 59.814 | 2 | 19.341 | 21.603 | 19.487 | 1:00.431 |
| 3 | 18.744 | 21.388 | 19.257 | 59.389 | 3 | 18.977 | 21.495 | 19.348 | 59.820 | 3 | 18.897 | 21.557 | 19.369 | 59.823 |
| 4 | 18.960 | 21.436 | 19.358 | 59.754 | 4 | 18.958 | 21.466 | 19.327 | 59.751 | 4 | 19.437 | 21.614 | 19.443 | 1:00.494 |
| 5 | 18.579 | 21.276 | 19.313 | 59.168 | 5 | 18.703 | 21.368 | 19.321 | 59.392 | 5 | 19.016 | 21.687 | 19.637 | 1:00.340 |
| 6 | 18.833 | 21.305 | 19.358 | 59.496 | 6 | 19.021 | 21.424 | 19.349 | 59.794 | 6 | 21.188 | 21.827 | 19.512 | 1:02.527 |
| 7 | 18.580 | 21.379 | 19.313 | 59.272 | 7 | 18.631 | 21.475 | 19.331 | 59.437 | 7 | 18.833 | 21.398 | 19.394 | 59.625 |
| 8 | 18.635 | 21.263 | 19.264 | 59.162 | 8 | 18.681 | 21.412 | 19.262 | 59.355 | 8 | 18.779 | 21.387 | 19.836 | 1:00.002 |
| 9 | 18.629 | 21.371 | 19.390 | 59.390 | 9 | 18.746 | 21.505 | 19.430 | 59.681 | 9 | 18.733 | 21.420 | 19.484 | 59.637 |
| No.4 Fore Davide | | | | | No.9 Toninelli Roberto | | | | | No.14 Hanley Benjamin | | | | |
| 1 | 21.489 | 22.890 | 19.577 | 1:03.956 | 1 | 22.217 | 22.426 | 19.619 | 1:04.262 | 1 | 21.133 | 21.758 | 19.622 | 1:02.513 |
| 2 | 18.996 | 21.621 | 19.619 | 1:00.236 | 2 | 18.897 | 21.963 | 19.410 | 1:00.270 | 2 | 18.858 | 21.545 | 19.455 | 59.858 |
| 3 | 19.005 | 21.406 | 19.476 | 59.887 | 3 | 18.814 | 21.367 | 19.233 | 59.414 | 3 | 18.740 | 21.488 | 19.374 | 59.602 |
| 4 | 18.685 | 21.445 | 19.402 | 59.532 | 4 | 18.960 | 21.307 | 19.283 | 59.550 | 4 | 19.050 | 21.404 | 19.364 | 59.818 |
| 5 | 18.675 | 21.414 | 19.344 | 59.433 | 5 | 18.960 | 21.532 | 19.317 | 59.809 | 5 | 18.841 | 21.392 | 19.293 | 59.526 |
| 6 | 18.721 | 21.336 | 19.382 | 59.439 | 6 | 18.663 | 21.302 | 19.331 | 59.296 | 6 | 18.882 | 21.448 | 19.305 | 59.635 |
| 7 | 18.812 | 21.354 | 19.350 | 59.516 | 7 | 18.607 | 21.380 | 19.308 | 59.295 | 7 | 18.866 | 21.431 | 19.275 | 59.572 |
| 8 | 18.770 | 21.401 | 19.375 | 59.546 | 8 | 18.575 | 21.385 | 19.279 | 59.239 | 8 | 18.648 | 21.398 | 19.313 | 59.359 |
| 9 | 18.799 | 21.386 | 19.389 | 59.574 | 9 | 18.897 | 21.610 | 19.340 | 59.847 | 9 | 18.609 | 21.335 | 19.325 | 59.269 |
| No.5 Thonon Jonathan | | | | | No.15 Leclerc Charles | | | | | | | | | |
| 1 | 21.645 | 21.650 | 19.572 | 1:02.867 | 1 | 22.188 | 21.975 | 19.683 | 1:03.846 | | | | | |
| 2 | 18.879 | 21.501 | 19.506 | 59.886 | 2 | 19.822 | 21.658 | 19.399 | 1:00.879 | | | | | |
| 3 | 18.731 | 21.444 | 19.362 | 59.537 | 3 | 18.780 | 21.493 | 19.400 | 59.673 | | | | | |
| 4 | 18.757 | 21.402 | 19.365 | 59.524 | 4 | 18.807 | 21.301 | 19.283 | 59.391 | | | | | |
| 5 | 18.639 | 21.320 | 19.352 | 59.311 | 5 | 19.195 | 21.876 | 19.299 | 1:00.370 | | | | | |



KZ1

Qualifying Heats 1D (QH1D)

Lap Time Analysis

For information purposes. No official / regulatory value

| Laps | Sector 1 | Sector 2 | Sector 3 | Lap Time |
|------|----------|----------|----------|----------|
| 6 | 18.764 | 21.320 | 19.301 | 59.385 |
| 7 | 18.698 | 21.246 | 19.340 | 59.284 |
| 8 | 18.621 | 21.275 | 19.337 | 59.233 |
| 9 | 18.788 | 21.918 | 19.350 | 1:00.056 |

No.16 Camplese Lorenzo

| Laps | Sector 1 | Sector 2 | Sector 3 | Lap Time |
|------|----------|----------|----------|----------|
| 1 | 22.589 | 22.192 | 19.677 | 1:04.458 |
| 2 | 19.321 | 22.448 | 19.409 | 1:01.178 |
| 3 | 19.030 | 21.589 | 19.374 | 59.993 |
| 4 | 18.765 | 21.530 | 19.449 | 59.744 |
| 5 | 18.791 | 21.468 | 19.382 | 59.641 |
| 6 | 19.023 | 21.381 | 19.376 | 59.780 |
| 7 | 18.683 | 21.384 | 19.408 | 59.475 |
| 8 | 18.681 | 21.321 | 19.396 | 59.398 |
| 9 | 18.678 | 21.299 | 19.458 | 59.435 |

No.18 Kokko Henri

| Laps | Sector 1 | Sector 2 | Sector 3 | Lap Time |
|------|----------|----------|----------|----------|
| 1 | 22.596 | 22.624 | 19.851 | 1:05.071 |
| 2 | 19.526 | 21.715 | 19.458 | 1:00.699 |
| 3 | 18.897 | 21.822 | 19.392 | 1:00.111 |
| 4 | 18.748 | 21.489 | 19.531 | 59.768 |
| 5 | 18.835 | 21.366 | 19.335 | 59.536 |
| 6 | 19.394 | 21.546 | 19.417 | 1:00.357 |
| 7 | 18.804 | 21.437 | 19.497 | 59.738 |
| 8 | 18.842 | 21.431 | 19.382 | 59.655 |
| 9 | 18.732 | 21.377 | 19.351 | 59.460 |

No.19 Gazzurelli Gianni

| Laps | Sector 1 | Sector 2 | Sector 3 | Lap Time |
|------|----------|----------|----------|----------|
| 1 | 21.857 | 22.344 | 19.762 | 1:03.963 |
| 2 | 19.210 | 22.476 | 19.515 | 1:01.201 |
| 3 | 19.515 | 22.229 | 19.490 | 1:01.234 |
| 4 | 18.782 | 21.479 | 19.583 | 59.844 |
| 5 | 18.833 | 21.525 | 19.579 | 59.937 |
| 6 | 18.880 | 21.548 | 19.761 | 1:00.189 |
| 7 | 19.102 | 21.609 | 19.527 | 1:00.238 |

No.20 Iglesias Jeremy

| Laps | Sector 1 | Sector 2 | Sector 3 | Lap Time |
|------|----------|----------|----------|----------|
| 1 | 21.475 | 22.165 | 19.516 | 1:03.156 |
| 2 | 18.858 | 21.566 | 19.480 | 59.904 |
| 3 | 19.034 | 21.775 | 19.368 | 1:00.177 |
| 4 | 18.762 | 21.445 | 19.364 | 59.571 |
| 5 | 18.631 | 21.463 | 19.366 | 59.460 |
| 6 | 18.681 | 21.447 | 19.334 | 59.462 |
| 7 | 18.908 | 21.906 | 19.388 | 1:00.202 |
| 8 | 18.777 | 21.399 | 19.356 | 59.532 |
| 9 | 18.656 | 21.405 | 19.337 | 59.398 |

No.21 Cesetti Sauro

| Laps | Sector 1 | Sector 2 | Sector 3 | Lap Time |
|------|----------|----------|----------|----------|
| 1 | 22.228 | 22.084 | 19.760 | 1:04.072 |
| 2 | 19.084 | 21.971 | 19.549 | 1:00.604 |
| 3 | 19.573 | 21.554 | 19.450 | 1:00.577 |

| Laps | Sector 1 | Sector 2 | Sector 3 | Lap Time |
|------|----------|----------|----------|----------|
| 4 | 18.962 | 21.651 | 20.675 | 1:01.288 |
| 5 | 18.889 | 21.404 | 19.533 | 59.826 |
| 6 | 18.766 | 21.572 | 19.674 | 1:00.012 |
| 7 | 18.867 | 21.507 | 19.532 | 59.906 |
| 8 | 18.760 | 21.358 | 19.520 | 59.638 |
| 9 | 18.789 | 21.507 | 19.541 | 59.837 |

No.22 Dale Andrea

| Laps | Sector 1 | Sector 2 | Sector 3 | Lap Time |
|------|----------|----------|----------|----------|
| 1 | 22.432 | 22.413 | 20.135 | 1:04.980 |
| 2 | 19.293 | 21.687 | 19.508 | 1:00.488 |
| 3 | 19.050 | 21.514 | 19.662 | 1:00.226 |
| 4 | 18.658 | 21.498 | 19.935 | 1:00.091 |
| 5 | 18.867 | 21.440 | 19.430 | 59.737 |
| 6 | 18.906 | 21.342 | 19.445 | 59.693 |
| 7 | 18.901 | 21.470 | 19.605 | 59.976 |
| 8 | 18.701 | 21.281 | 19.446 | 59.428 |
| 9 | 18.646 | 21.316 | 19.537 | 59.499 |

No.23 Giambo

| Laps | Sector 1 | Sector 2 | Sector 3 | Lap Time |
|------|----------|----------|----------|----------|
| 1 | 22.828 | 23.410 | 21.148 | 1:07.386 |
| 2 | 20.773 | 23.334 | 20.874 | 1:04.981 |
| 3 | 20.712 | 23.141 | 21.001 | 1:04.854 |
| 4 | 20.663 | 23.110 | 20.710 | 1:04.483 |
| 5 | 20.412 | 22.995 | 20.893 | 1:04.300 |
| 6 | 20.517 | 23.153 | 20.749 | 1:04.419 |
| 7 | 20.646 | 23.418 | 20.776 | 1:04.840 |
| 8 | 20.308 | 22.928 | 20.856 | 1:04.092 |
| 9 | 20.307 | 22.999 | 21.113 | 1:04.419 |

No.44 Abbasse Anthony

| Laps | Sector 1 | Sector 2 | Sector 3 | Lap Time |
|------|----------|----------|----------|----------|
| 1 | 21.343 | 22.611 | 19.561 | 1:03.515 |
| 2 | 19.037 | 21.716 | 19.522 | 1:00.275 |
| 3 | 18.823 | 21.348 | 19.362 | 59.533 |
| 4 | 18.639 | 21.366 | 19.312 | 59.317 |
| 5 | 18.706 | 21.323 | 19.323 | 59.352 |
| 6 | 18.714 | 21.334 | 19.291 | 59.339 |
| 7 | 18.775 | 21.671 | 19.300 | 59.746 |
| 8 | 18.787 | 21.338 | 19.299 | 59.424 |
| 9 | 18.663 | 21.365 | 19.320 | 59.348 |

No.48 Torsellini Mirko

| Laps | Sector 1 | Sector 2 | Sector 3 | Lap Time |
|------|----------|----------|----------|----------|
| 1 | 21.380 | 22.356 | 19.602 | 1:03.338 |
| 2 | 18.805 | 22.346 | 19.559 | 1:00.710 |
| 3 | 19.734 | 21.613 | 19.407 | 1:00.754 |
| 4 | 18.686 | 21.396 | 19.436 | 59.518 |
| 5 | 18.626 | 21.429 | 19.398 | 59.453 |
| 6 | 18.691 | 21.452 | 19.371 | 59.514 |
| 7 | 18.700 | 21.417 | 19.379 | 59.496 |
| 8 | 18.708 | 21.556 | 19.364 | 59.628 |
| 9 | 18.901 | 21.974 | 19.431 | 1:00.306 |

No.49 Camponeschi Flavio

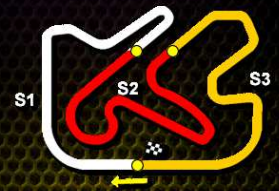
| Laps | Sector 1 | Sector 2 | Sector 3 | Lap Time |
|------|----------|----------|----------|----------|
| 1 | 21.303 | 22.441 | 19.630 | 1:03.374 |
| 2 | 19.355 | 21.691 | 19.600 | 1:00.646 |
| 3 | 18.974 | 21.458 | 19.351 | 59.783 |
| 4 | 18.711 | 21.411 | 19.399 | 59.521 |
| 5 | 18.660 | 21.391 | 19.350 | 59.401 |
| 6 | 18.717 | 21.367 | 19.372 | 59.456 |
| 7 | 18.746 | 21.408 | 19.387 | 59.541 |
| 8 | 18.989 | 21.723 | 19.394 | 1:00.106 |
| 9 | 18.900 | 21.432 | 19.392 | 59.724 |

No.50 Dreezen Rick

| Laps | Sector 1 | Sector 2 | Sector 3 | Lap Time |
|------|----------|----------|----------|----------|
| 1 | 21.575 | 22.576 | 19.586 | 1:03.737 |
| 2 | 18.989 | 21.602 | 19.586 | 1:00.177 |
| 3 | 18.999 | 21.472 | 19.350 | 59.821 |
| 4 | 18.803 | 21.410 | 19.332 | 59.545 |
| 5 | 18.702 | 21.399 | 19.339 | 59.440 |
| 6 | 18.697 | 21.379 | 19.330 | 59.406 |
| 7 | 18.747 | 21.433 | 19.346 | 59.526 |
| 8 | 18.776 | 21.319 | 19.369 | 59.464 |
| 9 | 18.689 | 21.395 | 19.406 | 59.490 |

No.51 Ardigo Marco

| Laps | Sector 1 | Sector 2 | Sector 3 | Lap Time |
|------|----------|----------|----------|----------|
| 1 | 22.243 | 22.424 | 20.029 | 1:04.696 |
| 2 | 18.964 | 21.681 | 19.358 | 1:00.003 |
| 3 | 18.868 | 21.459 | 19.271 | 59.598 |
| 4 | 18.584 | 21.671 | 19.381 | 59.636 |
| 5 | 18.788 | 21.703 | 19.353 | 59.844 |
| 6 | 18.603 | 21.320 | 19.358 | 59.281 |
| 7 | 18.664 | 21.308 | 19.247 | 59.219 |
| 8 | 18.546 | 21.244 | 19.214 | 59.004 |
| 9 | 18.742 | 21.988 | 19.317 | 1:00.047 |





























KZ1

Qualifying Heats 1D (QH1D)

Document 15

Starting Grid

Subject to scrutineering & sporting investigations

| | | | | | | |
|-----------|--|---|-----------|-----------|--|---|
| 9 | Toninelli Roberto Birel / Tm / Bridge |  | 13 | 51 | Ardigo Marco Tony Kart / Vortex / Bridge |  |
| 18 | Kokko Henri Tony Kart / Vortex / Bridge |  | 12 | 22 | Dale Andrea Crg / Modena / Bridge |  |
| 21 | Cesetti Sauro Top Kart / Tm / Bridge |  | 11 | 23 | Giambo Crg / Maxter / Bridge |  |
| 15 | Leclerc Charles Art Gp / Tm / Bridge |  | 10 | 19 | Gazzurelli Gianni Fa Kart / Vortex / Bridge |  |
| 16 | Camplese Lorenzo Crg / Tm / Bridge |  | 9 | 6 | Van Der Raad Sinan Crg / Modena / Bridge |  |
| 12 | Davies Dylan First / Tm / Bridge |  | 8 | 7 | Federer Fabian Crg / Modena / Bridge |  |
| 44 | Abbase Anthony Sodi / Tm / Bridge |  | 7 | 50 | Dreezen Rick Tony Kart / Vortex / Bridge |  |
| 1 | Pex Jorrit Crg / Tm / Bridge |  | 6 | 4 | Fore Davide Crg / Maxter / Bridge |  |
| 49 | Camponeschi Flavio Tony Kart / Vortex / Bridge |  | 5 | 48 | Torsellini Mirko Tony Kart / Vortex / Bridge |  |
| 11 | Kozlinski Arnaud Birel / Tm / Bridge |  | 4 | 10 | Hajek Patrik Praga / Parilla / Bridge |  |
| 20 | Iglesias Jeremy Lenzo / Lke / Bridge |  | 3 | 3 | Lennox Lamb Jordon Crg / Parilla / Bridge |  |
| 14 | Hanley Benjamin Art Gp / Tm / Bridge |  | 2 | 8 | De Conto Paolo Birel / Tm / Bridge |  |
| 2 | Verstappen Max Crg / Tm / Bridge |  | 1 | 5 | Thonon Jonathan Crg / Maxter / Bridge |  |

POLE POSITION

