



KZ1 - KZ2

WARM-UP 2

Document 16

Results

Subject to scrutineering & sporting investigations

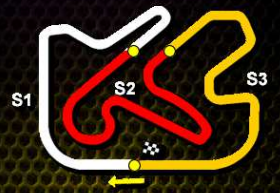
Rnk	No.	Entrant	Nat	Driver	Nat	Equipment	Sector 1	Sector 2	Sector 3	Time	Gap	Laps
1	1	Crg Holland	NLD	Pex Jorrit	NLD	Crg / Tm / Bridge	18.429	21.054	19.258	58.741		8
2	3	Crg Spa	ITA	Lennox Lamb Jordon	GBR	Crg / Parilla / Bridge	18.446	21.125	19.191	58.762	0.021	8
3	7	Crg Spa	ITA	Federer Fabian	ITA	Crg / Modena / Bridge	18.466	21.068	19.277	58.811	0.070	8
4	11	Avg Racing	NLD	Kozlinski Arnaud	FRA	Birel / Tm / Bridge	18.512	21.113	19.299	58.924	0.183	8
5	2	Crg Spa	ITA	Verstappen Max	NLD	Crg / Tm / Bridge	18.486	21.175	19.280	58.941	0.200	8
6	10	Praga Kart Racing	ITA	Hajek Patrik	CZE	Praga / Parilla / Bridge	18.510	21.134	19.309	58.953	0.212	9
7	51	Tony Kart Racing Team	ITA	Ardigo Marco	ITA	Tony Kart / Vortex / Bridge	18.537	21.151	19.291	58.979	0.238	8
8	14	Art Grand Prix Srl	ITA	Hanley Benjamin	GBR	Art Gp / Tm / Bridge	18.507	21.226	19.253	58.986	0.245	8
9	4	Crg Spa	ITA	Fore Davide	ITA	Crg / Maxter / Bridge	18.557	21.139	19.315	59.011	0.270	8
10	8	Birel Motorsport S.r.l.	ITA	De Conto Paolo	ITA	Birel / Tm / Bridge	18.526	21.152	19.351	59.029	0.288	8
11	15	Art Grand Prix Srl	ITA	Leclerc Charles	CHN	Art Gp / Tm / Bridge	18.542	21.141	19.349	59.032	0.291	8
12	22	Dale Andrea	ITA	Dale Andrea	ITA	Crg / Modena / Bridge	18.523	21.160	19.383	59.066	0.325	8
13	9	Birel Motorsport S.r.l.	ITA	Toninelli Roberto	ITA	Birel / Tm / Bridge	18.549	21.207	19.363	59.119	0.378	9
14	44	Sodi Racing Team	FRA	Abbase Anthony	FRA	Sodi / Tm / Bridge	18.578	21.149	19.441	59.168	0.427	8
15	50	Tony Kart Racing Team	ITA	Dreezen Rick	BEL	Tony Kart / Vortex / Bridge	18.636	21.213	19.359	59.208	0.467	9
16	16	Galiffa Gianfranco	ITA	Camplese Lorenzo	ITA	Crg / Tm / Bridge	18.626	21.207	19.401	59.234	0.493	8
17	49	Tony Kart Racing Team	ITA	Camponeschi Flavio	ITA	Tony Kart / Vortex / Bridge	18.687	21.234	19.317	59.238	0.497	5
18	48	Tony Kart Racing Team	ITA	Torsellini Mirko	ITA	Tony Kart / Vortex / Bridge	18.572	21.242	19.428	59.242	0.501	8
19	18	Ward Racing	SWE	Kokko Henri	FIN	Tony Kart / Vortex / Bridge	18.689	21.255	19.299	59.243	0.502	8
20	20	Lenzokart	ITA	Iglesias Jeremy	FRA	Lenzo / Lke / Bridge	18.643	21.251	19.373	59.267	0.526	9
21	102	Energy Corse Srl	ITA	Johansson Joel	SWE	Energy / Tm / Bridge	18.624	21.277	19.387	59.288	0.547	9
22	5	Crg Spa	ITA	Thonon Jonathan	BEL	Crg / Maxter / Bridge	18.619	21.245	19.446	59.310	0.569	8
23	116	Avg Racing	NLD	Kremers Marijn	NLD	Birel / Tm / Bridge	18.708	21.243	19.367	59.318	0.577	8
24	104	Birel Motorsport S.r.l.	ITA	Midrila Jan	CZE	Birel / Tm / Bridge	18.675	21.322	19.437	59.434	0.693	9
25	107	Avg Racing	NLD	Roy Maxime	FRA	Birel / Tm / Bridge	18.694	21.294	19.484	59.472	0.731	9
26	12	Avg Racing	NLD	Davies Dylan	NLD	First / Tm / Bridge	18.681	21.297	19.504	59.482	0.741	9
27	101	Energy Corse Srl	ITA	Juodvisis Simas	LTU	Energy / Tm / Bridge	18.593	21.489	19.403	59.485	0.744	8
28	21	Comer Top Kart	ITA	Cesetti Sauro	ITA	Top Kart / Tm / Bridge	18.636	21.431	19.427	59.494	0.753	8
29	108	Comer Top Kart	ITA	Cunati Simone	ITA	Top Kart / Parilla / Bridge	18.692	21.329	19.475	59.496	0.755	8
30	111	Lenzokart	ITA	Dragan Tomi	ROU	Lenzo / Lke / Bridge	18.672	21.268	19.588	59.528	0.787	9
31	6	Crg Holland	NLD	Van Der Raad Sinan	NLD	Crg / Modena / Bridge	18.677	21.419	19.447	59.543	0.802	9
32	112	Dr Srl	ITA	Negro Riccardo	ITA	Dr / Tm / Bridge	18.706	21.305	19.574	59.585	0.844	8
33	19	Gazzurelli Gianni	FRA	Gazzurelli Gianni	FRA	Fa Kart / Vortex / Bridge	18.701	21.405	19.499	59.605	0.864	9
34	131	Celenta Francesco	ITA	Celenta Francesco	ITA	Zanardi / Tm / Bridge	18.953	21.317	19.462	59.732	0.991	4
35	114	Dr Srl	ITA	Antonsen Emil	NOR	Dr / Tm / Bridge	18.855	21.413	19.506	59.774	1.033	8
36	120	Pescador Jorge	ESP	Pescador Jorge	ESP	Tonykart / Vortex / Bridge	18.762	21.420	19.620	59.802	1.061	9
37	141	Lenzokart	ITA	Sierra Martin Jose Luis	ESP	Lenzo / Lke / Bridge	18.831	21.478	19.567	59.876	1.135	7
38	115	Dtk Racing Team Poland	POL	Idzkowski Bartosz	POL	Crg / Maxter / Bridge	18.926	21.457	19.562	59.945	1.204	8
39	146	Villanueva S. Competicio	ESP	Villanueva Suarez Germ	ESP	Crg / Tm / Bridge	18.757	21.570	19.660	59.987	1.246	8
40	106	Praga Kart Racing	ITA	Doubek Martin	CZE	Praga / Parilla / Bridge	18.902	21.572	19.633	1:00.107	1.366	9
41	105	Maranello Kart	ITA	Zanchetta Marco	ITA	Maranello / Tm / Bridge	18.821	21.397	19.908	1:00.126	1.385	8
42	144	Maranello Kart	ITA	Cobian Gonzales Javier	ESP	Maranello / Tm / Bridge	19.080	21.495	19.626	1:00.201	1.460	9
43	109	M2 Racing Karts	ESP	Gonzales Luis	ESP	Crg / Modena / Bridge	18.797	21.646	19.778	1:00.221	1.480	6
44	143	Alvarez Jose Alberto	ESP	Alvarez Alejandro	ESP	Tony Kart / Lke / Bridge	18.931	21.980	19.880	1:00.791	2.050	6
45	145	Pescador Luis	ESP	Prosperi Enrico	ESP	Tony Kart / Vortex / Bridge	19.265	21.899	19.876	1:01.040	2.299	9

Start Time : 24/03/2013 - 09:10:07

Best Lap : No.1 Pex Jorrit

58.741 104,18 Kph

Weather : Sunny Air : 15°C Track : Dry



KZ1 - KZ2

WARM-UP 2

Document 16

Results

Subject to scrutineering & sporting investigations

Rnk	No.	Entrant	Nat	Driver	Nat	Equipment	Sector 1	Sector 2	Sector 3	Time	Gap	Laps
46	23	Giambo Racing Kart	ITA	Giambo Giambo	ITA	Crg / Maxter / Bridge	20.552	23.174	20.778	1:04.504	5.763	5
47	142	Equipo Jamkart	ESP	Gomez R.oriol Alvaro	ESP	Crg / Tm / Bridge	25.029	26.040	23.109	1:14.178	15.437	1

Start Time : 24/03/2013 - 09:10:07

Best Lap : No.1 Pex Jorrit

58.741 104,18 Kph

Weather : Sunny Air : 15°C Track : Dry



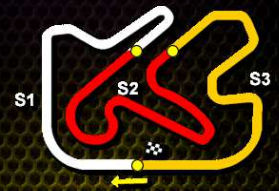
KZ1 - KZ2

WARM-UP 2

Best Sectors Analysis

For information purposes. No official / regulatory value

S1			S2			S3			Ideal Lap Times						
Rnk	No.	Time	Rnk	No.	Time	Rnk	No.	Time	Rnk	No.	Driver	Nat	Ideal Lap	Best Lap	Diff.
1	1	18.429	1	1	21.054	1	14	19.189	1	1	Pex Jorrit	NLD	58.741	58.741	
2	3	18.446	2	7	21.068	2	3	19.190	2	3	Lennox Lamb Jordan	GBR	58.756	58.762	0.006
3	44	18.456	3	10	21.107	3	15	19.202	3	7	Federer Fabian	ITA	58.811	58.811	
4	7	18.466	4	11	21.113	4	2	19.256	4	15	Leclerc Charles	CHN	58.869	59.032	0.163
5	2	18.483	5	3	21.120	5	1	19.258	5	44	Abbase Anthony	FRA	58.873	59.168	0.295
6	14	18.507	6	15	21.125	6	44	19.268	6	11	Kozlinski Arnaud	FRA	58.904	58.924	0.020
7	10	18.510	7	4	21.139	7	8	19.277	7	2	Verstappen Max	NLD	58.914	58.941	0.027
8	11	18.512	8	44	21.149	7	7	19.277	8	14	Hanley Benjamin	GBR	58.922	58.986	0.064
9	9	18.521	9	51	21.151	9	4	19.278	9	10	Hajek Patrik	CZE	58.926	58.953	0.027
10	22	18.523	10	8	21.152	10	11	19.279	10	8	De Conto Paolo	ITA	58.955	59.029	0.074
11	8	18.526	11	22	21.160	11	51	19.291	11	4	Fore Davide	ITA	58.974	59.011	0.037
12	51	18.537	12	2	21.175	12	18	19.299	12	51	Ardigo Marco	ITA	58.979	58.979	
13	15	18.542	13	9	21.203	13	10	19.309	13	22	Dale Andrea	ITA	59.054	59.066	0.012
14	4	18.557	14	16	21.207	14	49	19.317	14	9	Toninelli Roberto	ITA	59.087	59.119	0.032
15	48	18.572	15	50	21.213	15	107	19.329	15	50	Dreezen Rick	BEL	59.149	59.208	0.059
16	50	18.577	16	116	21.225	16	116	19.346	16	16	Camplese Lorenzo	ITA	59.197	59.234	0.037
17	101	18.593	17	14	21.226	17	102	19.351	17	48	Torsellini Mirko	ITA	59.216	59.242	0.026
18	21	18.608	18	49	21.234	18	50	19.359	18	102	Johansson Joel	SWE	59.238	59.288	0.050
19	5	18.619	18	5	21.234	19	12	19.361	18	49	Camponeschi Flavio	ITA	59.238	59.238	
20	102	18.624	20	48	21.238	20	9	19.363	20	18	Kokko Henri	FIN	59.243	59.243	
20	20	18.624	21	20	21.251	21	16	19.364	21	20	Iglesias Jeremy	FRA	59.248	59.267	0.019
22	16	18.626	22	112	21.255	22	22	19.371	22	116	Kremers Marijn	NLD	59.272	59.318	0.046
23	12	18.638	22	18	21.255	23	20	19.373	23	12	Davies Dylan	NLD	59.274	59.482	0.208
24	107	18.671	24	102	21.263	24	19	19.375	24	5	Thonon Jonathan	BEL	59.280	59.310	0.030
25	111	18.672	25	111	21.268	25	101	19.403	25	107	Roy Maxime	FRA	59.294	59.472	0.178
26	104	18.675	26	12	21.275	26	48	19.406	26	112	Negro Riccardo	ITA	59.402	59.585	0.183
27	6	18.677	27	107	21.294	27	104	19.415	27	104	Midrja Jan	CZE	59.412	59.434	0.022
28	120	18.683	28	6	21.298	28	21	19.427	28	6	Van Der Raad Sinan	NLD	59.422	59.543	0.121
29	19	18.684	29	131	21.317	28	5	19.427	29	21	Cesetti Sauro	ITA	59.428	59.494	0.066
30	49	18.687	30	104	21.322	30	112	19.446	30	19	Gazzurelli Gianni	FRA	59.449	59.605	0.156
31	18	18.689	31	108	21.329	31	6	19.447	31	101	Juodvirsis Simas	LTU	59.485	59.485	
32	108	18.692	32	114	21.363	32	131	19.462	32	108	Cunati Simone	ITA	59.496	59.496	
33	116	18.701	33	19	21.390	33	108	19.475	33	111	Dragan Tomi	ROU	59.497	59.528	0.031
33	112	18.701	34	21	21.393	34	146	19.487	34	120	Pescador Jorge	ESP	59.654	59.802	0.148
35	146	18.757	35	105	21.397	35	114	19.506	35	114	Antonsen Emil	NOR	59.724	59.774	0.050
36	109	18.797	36	120	21.420	36	120	19.551	36	131	Celenta Francesco	ITA	59.732	59.732	
37	105	18.802	37	115	21.457	37	111	19.557	37	146	Villanueva Suarez German	ESP	59.814	59.987	0.173
38	141	18.831	38	141	21.470	38	141	19.558	38	105	Zanchetta Marco	ITA	59.857	1:00.126	0.269
39	114	18.855	39	101	21.489	39	115	19.562	39	141	Sierra Martin Jose Luis	ESP	59.859	59.876	0.017
40	106	18.862	40	144	21.495	40	144	19.569	40	115	Idzkowski Bartosz	POL	59.940	59.945	0.005
41	144	18.885	41	146	21.570	41	106	19.633	41	144	Cobian Gonzales Javier	ESP	59.949	1:00.201	0.252
42	115	18.921	42	106	21.572	42	105	19.658	42	106	Doubek Martin	CZE	1:00.067	1:00.107	0.040
43	143	18.931	43	109	21.646	43	143	19.710	43	109	Gonzales Luis	ESP	1:00.221	1:00.221	
44	131	18.953	44	143	21.726	44	109	19.778	44	143	Alvarez Alejandro	ESP	1:00.367	1:00.791	0.424
45	145	19.220	45	145	21.899	45	145	19.848	45	145	Prosperi Enrico	ESP	1:00.967	1:01.040	0.073
46	23	20.552	46	23	23.174	46	23	20.778	46	23	Giambo Giambo	ITA	1:04.504	1:04.504	
47	142	25.029	47	142	26.040	47	142	23.109	47	142	Gomez R.oriol Alvaro	ESP	1:14.178	1:14.178	



KZ1 - KZ2

WARM-UP 2

Analysis

For information purposes. No official / regulatory value

Laps	Sector 1	Sector 2	Sector 3	Lap Time	Laps	Sector 1	Sector 2	Sector 3	Lap Time	Laps	Sector 1	Sector 2	Sector 3	Lap Time
No.1 Pex Jorrit					No.6 Van Der Raad Sinan					No.11 Kozlinski Arnaud				
1	20.901	23.938	21.566	1:06.405	1	23.651	25.014	22.672	1:11.337	8	18.549	21.321	19.400	59.270
2 IN	20.015	24.301	41.779	1:26.095	2	21.429	22.496	20.264	1:04.189	9	18.527	21.107	19.374	59.008
3	1:11.819	21.770	19.695	1:53.284	3	19.861	21.871	19.860	1:01.592	No.12 Davies Dylan				
4	18.597	21.243	19.398	59.238	4	18.989	21.734	19.526	1:00.249	1	23.698	24.090	22.203	1:09.991
5	18.529	21.153	19.445	59.127	5	18.681	21.540	19.485	59.706	2	21.317	22.529	20.067	1:03.913
6	18.483	21.142	19.273	58.898	6	18.677	21.419	19.447	59.543	3	20.118	21.697	19.305	1:01.120
7	18.558	23.628	19.487	1:01.673	7	18.703	21.381	19.497	59.581	4	18.705	21.383	19.354	59.442
8	18.429	21.054	19.258	58.741	8	18.782	21.298	19.489	59.569	5	18.668	21.295	20.647	1:00.610
No.2 Verstappen Max					No.7 Federer Fabian					No.14 Hanley Benjamin				
1	21.107	23.965	21.545	1:06.617	1	20.746	22.724	20.269	1:03.739	1	23.373	24.966	21.840	1:10.179
2	19.705	22.300	20.027	1:02.032	2	19.307	21.880	19.865	1:01.052	2	20.988	22.831	20.483	1:04.302
3	19.435	21.598	19.556	1:00.589	3	19.058	21.310	19.369	59.737	3	19.340	24.723	19.595	1:03.658
4	18.833	21.538	19.387	59.758	4	18.705	21.663	19.354	59.722	4	18.631	21.347	19.189	59.167
5 IN	18.762	21.312	31.288	1:11.362	5	18.833	21.161	19.369	59.363	5	18.628	21.353	19.222	59.203
6	1:04.675	21.436	19.280	1:45.391	6 IN	18.647	21.196	33.456	1:13.299	6	18.507	21.226	19.253	58.986
7	18.483	21.215	19.256	58.954	7	45.354	21.991	19.393	1:26.738	7 IN	18.586	21.256	33.826	1:13.668
8	18.486	21.175	19.280	58.941	8	18.466	21.068	19.277	58.811	8 IN				50.324
No.3 Lennox Lamb Jordan					No.8 De Conto Paolo					No.15 Leclerc Charles				
1	22.341	24.129	20.655	1:07.125	1	23.760	24.271	21.948	1:09.979	1	23.103	24.774	21.873	1:09.750
2	19.360	21.736	19.309	1:00.405	2	21.572	29.796	22.654	1:14.022	2	20.570	22.023	19.885	1:02.478
3	19.300	21.824	19.351	1:00.475	3	20.241	22.721	20.468	1:03.430	3	20.012	22.151	19.566	1:01.729
4	18.676	21.259	19.374	59.309	4	19.823	21.616	20.156	1:01.595	4	18.584	21.288	19.350	59.222
5	18.498	21.162	19.190	58.850	5	19.149	21.645	19.277	1:00.071	5	18.596	21.326	19.202	59.124
6	18.491	21.249	19.254	58.994	6	18.526	21.152	19.351	59.029	6	18.542	21.141	19.349	59.032
7	18.515	21.120	19.205	58.840	7	18.691	21.198	19.481	59.370	7	21.536	25.427	19.432	1:06.395
8	18.446	21.125	19.191	58.762	8	18.543	21.239	19.436	59.218	8	18.685	21.125	19.475	59.285
No.4 Fore Davide					No.9 Toninelli Roberto					No.16 Camplese Lorenzo				
1	24.142	26.394	22.144	1:12.680	1	23.668	24.886	22.545	1:11.099	1	24.098	24.574	20.929	1:09.601
2	21.950	23.701	21.249	1:06.900	2	21.830	23.554	19.793	1:05.177	2	19.606	22.072	20.269	1:01.947
3	18.794	21.326	19.369	59.489	3	19.202	22.475	19.672	1:01.349	3	19.086	21.895	20.293	1:01.274
4	18.709	21.214	19.278	59.201	4	18.699	21.344	19.398	59.441	4	19.225	21.719	19.631	1:00.575
5	18.557	21.139	19.315	59.011	5	18.720	21.307	19.436	59.463	5	18.828	21.563	19.634	1:00.025
6	18.714	21.164	19.367	59.245	6	18.549	21.207	19.363	59.119	6	18.754	21.454	19.429	59.637
7	18.639	21.237	19.403	59.279	7	18.521	21.254	19.438	59.213					
8	18.662	21.295	19.409	59.366	8	19.217	21.391	19.384	59.992					
No.5 Thonon Jonathan					No.10 Hajek Patrik									
1	27.012	25.955	24.041	1:17.008	1	23.277	23.909	22.124	1:09.310					
2	23.784	24.276	21.843	1:09.903	2	20.587	21.937	19.764	1:02.288					
3	21.083	22.269	21.334	1:04.686	3	18.750	21.382	19.477	59.609					
4	20.348	21.936	20.330	1:02.614	4	18.602	21.159	19.312	59.073					
5	19.638	21.959	19.476	1:01.073	5	18.524	23.711	23.789	1:06.024					
6	18.746	21.297	19.427	59.470	6	18.510	21.134	19.309	58.953					
7	18.619	21.245	19.446	59.310	7	18.590	21.266	20.527	1:00.383					
8	18.728	21.234	19.498	59.460										



KZ1 - KZ2

WARM-UP 2

Analysis

For information purposes. No official / regulatory value

Laps	Sector 1	Sector 2	Sector 3	Lap Time	Laps	Sector 1	Sector 2	Sector 3	Lap Time	Laps	Sector 1	Sector 2	Sector 3	Lap Time
7	18.677	21.340	19.364	59.381	6	18.523	21.160	19.383	59.066					
8	18.626	21.207	19.401	59.234	7	18.607	21.251	19.371	59.229					
No.18 Kokko Henri					No.23 Giambo Giambo					No.51 Ardigo Marco				
1	23.596	24.499	21.769	1:09.864	1	23.832	25.321	22.183	1:11.336	1	22.178	24.343	21.285	1:07.806
2	21.186	23.124	20.381	1:04.691	2	20.969	23.423	21.475	1:05.867	2	20.396	22.454	20.068	1:02.918
3	19.913	22.187	20.123	1:02.223	3	20.600	23.198	20.842	1:04.640	3	19.641	21.902	19.511	1:01.054
4	20.220	21.843	19.685	1:01.748	4	21.065	23.843	21.006	1:05.914	4	18.710	21.434	19.727	59.871
5	18.832	21.388	19.355	59.575	5	20.552	23.174	20.778	1:04.504	5	18.687	21.321	19.338	59.346
6	18.733	21.719	20.427	1:00.879						6	19.437	21.475	19.332	1:00.244
7	18.689	21.255	19.299	59.243	No.44 Abbasse Anthony					7	18.537	21.151	19.291	58.979
8	18.759	21.392	19.369	59.520	1	23.865	25.834	21.653	1:11.352	8	18.609	21.168	19.325	59.102
No.19 Gazzurelli Gianni					2	19.591	21.925	19.618	1:01.134	No.101 Juodvirsis Simas				
1	24.079	25.816	22.536	1:12.431	3	18.785	21.602	19.343	59.730	1	23.173	24.393	21.767	1:09.333
2	21.795	23.628	20.580	1:06.003	4	18.619	21.428	19.274	59.321	2	21.771	23.916	21.213	1:06.900
3	19.429	21.820	19.799	1:01.048	5	18.456	21.450	19.268	59.174	3	21.543	23.343	21.765	1:06.651
4	18.855	21.532	19.454	59.841	6	18.519	21.204	19.565	59.288	4	20.809	22.122	19.878	1:02.809
5	18.684	21.556	19.375	59.615	7	18.578	21.149	19.441	59.168	5	19.091	21.966	19.427	1:00.484
6	18.834	21.457	19.462	59.753	8	18.719	21.186	19.339	59.244	6	18.593	21.489	19.403	59.485
7	18.754	21.574	19.460	59.788	No.48 Torsellini Mirko					7	18.834	21.673	19.962	1:00.469
8	18.709	21.390	19.538	59.637	1	22.210	23.124	20.899	1:06.233	8	19.872	21.639	19.743	1:01.254
9	18.701	21.405	19.499	59.605	2	20.336	21.810	19.547	1:01.693	No.102 Johansson Joel				
No.20 Iglesias Jeremy					3	18.838	21.410	19.522	59.770	1	20.956	22.929	20.378	1:04.263
1	20.946	23.340	20.377	1:04.663	4	18.735	21.295	19.496	59.526	2	19.674	21.795	19.661	1:01.130
2	20.094	22.246	19.938	1:02.278	5	18.651	21.250	19.432	59.333	3	18.847	21.462	19.546	59.855
3	19.124	22.333	20.264	1:01.721	6	18.653	21.238	19.406	59.297	4	18.717	21.309	19.383	59.409
4	19.367	21.721	19.462	1:00.550	7	18.572	21.242	19.428	59.242	5	18.717	21.340	19.469	59.526
5	18.654	21.278	19.413	59.345	8	18.630	21.306	19.479	59.415	6	18.643	21.348	19.351	59.342
6	18.941	21.350	19.464	59.755	No.49 Camponeschi Flavio					7	18.631	21.627	19.364	59.622
7	18.638	21.282	19.460	59.380	1	21.221	23.680	21.343	1:06.244	8	18.624	21.277	19.387	59.288
8	18.624	21.294	19.426	59.344	2 IN	20.567	21.983	38.477	1:21.027	9	18.688	21.263	19.448	59.399
9	18.643	21.251	19.373	59.267	3	2:44.571	21.844	19.548	3:25.963	No.104 Midrļa Jan				
No.21 Cesetti Sauro					4	18.929	21.382	19.347	59.658	1	23.799	24.733	22.051	1:10.583
1	24.501	25.672	22.537	1:12.710	5	18.687	21.234	19.317	59.238	2	21.216	22.396	19.874	1:03.486
2	21.732	23.498	21.219	1:06.449	No.50 Dreezen Rick					3	19.230	21.640	19.615	1:00.485
3	20.728	22.316	20.769	1:03.813	1	21.294	23.739	20.983	1:06.016	4	19.020	23.370	19.574	1:01.964
4	20.591	23.043	19.596	1:03.230	2	19.448	21.722	19.533	1:00.703	5	18.915	21.430	19.505	59.850
5	18.737	21.433	19.441	59.611	3	18.841	21.542	19.577	59.960	6	18.706	21.640	19.415	59.761
6	18.636	21.431	19.427	59.494	4	18.651	21.447	19.504	59.602	7	18.675	21.322	19.437	59.434
7	18.608	21.393	19.506	59.507	5	18.654	21.433	19.400	59.487	8	18.740	21.334	19.485	59.559
8	18.803	21.439	19.535	59.777	6	18.603	21.270	19.375	59.248	9	18.742	21.372	19.460	59.574
No.22 Dale Andrea					7	18.671	21.314	19.378	59.363	No.105 Zanchetta Marco				
1	20.955	22.900	20.322	1:04.177	8	18.636	21.213	19.359	59.208	1	23.258	24.984	22.288	1:10.530
2	19.750	21.422	19.630	1:00.802	9	18.577	21.287	19.422	59.286	2	21.585	23.128	21.034	1:05.747
3	18.625	21.295	19.429	59.349						3	20.404	23.013	20.287	1:03.704
4	18.559	21.290	19.433	59.282						4	19.632	21.961	19.845	1:01.438
5	18.560	21.269	19.468	59.297						5	19.269	21.719	19.694	1:00.682
										6	19.121	21.436	19.658	1:00.215
										7	18.802	21.467	19.918	1:00.187

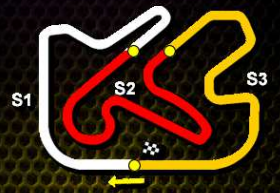


KZ1 - KZ2

WARM-UP 2 Analysis

For information purposes. No official / regulatory value

Laps	Sector 1	Sector 2	Sector 3	Lap Time	Laps	Sector 1	Sector 2	Sector 3	Lap Time	Laps	Sector 1	Sector 2	Sector 3	Lap Time
8	18.821	21.397	19.908	1:00.126	9	18.672	21.268	19.588	59.528	9	18.782	21.924	19.674	1:00.380
No.106 Doubek Martin					No.112 Negro Riccardo					No.131 Celenta Francesco				
1	21.986	23.235	20.578	1:05.799	1	23.043	24.388	22.168	1:09.599	1	23.650	24.675	21.870	1:10.195
2	20.258	22.114	20.023	1:02.395	2	21.169	22.810	20.342	1:04.321	2	21.791	23.499	20.816	1:06.106
3	19.053	22.797	19.996	1:01.846	3	19.640	21.684	19.582	1:00.906	3	20.998	22.660	19.536	1:03.194
4	19.094	21.656	19.752	1:00.502	4	19.063	21.467	19.446	59.976	4	18.953	21.317	19.462	59.732
5	19.425	21.811	19.656	1:00.892	5	18.701	21.271	19.628	59.600	No.141 Sierra Martin Jose Luis				
6	18.982	21.637	19.656	1:00.275	6 IN	18.755	21.255	30.520	1:10.530	1	20.134	22.358	20.036	1:02.528
7	18.902	21.572	19.633	1:00.107	7	45.062	21.331	19.525	1:25.918	2	19.029	21.757	19.868	1:00.654
8	18.873	21.599	19.761	1:00.233	8	18.706	21.305	19.574	59.585	3	19.236	21.581	19.558	1:00.375
9	18.862	21.625	19.865	1:00.352	No.114 Antonsen Emil					4	18.948	21.654	19.657	1:00.259
No.107 Roy Maxime					1	23.190	24.942	21.747	1:09.879	5	18.896	21.600	19.587	1:00.083
1	23.457	24.300	21.544	1:09.301	2	21.619	24.172	21.270	1:07.061	6	18.836	21.470	19.656	59.962
2	20.863	23.449	20.500	1:04.812	3	21.329	22.454	20.848	1:04.631	7	18.831	21.478	19.567	59.876
3	19.073	21.418	19.329	59.820	4	20.144	21.907	19.658	1:01.709	No.142 Gomez R.oriol Alvaro				
4	19.449	21.535	19.356	1:00.340	5	19.136	21.675	19.563	1:00.374	1	25.029	26.040	23.109	1:14.178
5	18.938	21.495	19.461	59.894	6	18.956	21.760	19.624	1:00.340	No.143 Alvarez Alejandro				
6	18.740	21.446	19.472	59.658	7	18.946	21.363	19.747	1:00.056	1	23.338	25.040	21.841	1:10.219
7	18.704	21.334	19.437	59.475	8	18.855	21.413	19.506	59.774	2	21.664	24.290	21.170	1:07.124
8	18.671	21.371	19.535	59.577	No.115 Idzkowski Bartosz					3	20.896	22.705	20.294	1:03.895
9	18.694	21.294	19.484	59.472	1	23.323	25.143	22.554	1:11.020	4	19.801	21.805	19.710	1:01.316
No.108 Cunati Simone					2	21.504	26.454	22.593	1:10.551	5	18.931	21.980	19.880	1:00.791
1	23.784	24.907	23.165	1:11.856	3	21.506	24.198	21.137	1:06.841	6	19.360	21.726	21.110	1:02.196
2	22.924	24.249	22.292	1:09.465	4	21.306	24.711	23.782	1:09.799	No.144 Cobian Gonzales Javier				
3	21.588	26.458	21.483	1:09.529	5	20.626	22.537	19.916	1:03.079	1	21.698	22.961	20.792	1:05.451
4	20.757	22.556	21.132	1:04.445	6	18.921	21.729	19.711	1:00.361	2	20.890	22.128	19.930	1:02.948
5	21.272	24.464	20.440	1:06.176	7	19.046	21.605	19.650	1:00.301	3	19.116	21.705	19.926	1:00.747
6	19.198	21.513	19.482	1:00.193	8	18.926	21.457	19.562	59.945	4	19.109	21.606	19.676	1:00.391
7	18.692	21.329	19.475	59.496	No.116 Kremers Marijn					5	18.885	21.700	19.700	1:00.285
8	18.751	21.371	19.501	59.623	1	21.196	24.100	20.812	1:06.108	6	19.757	21.639	19.569	1:00.965
No.109 Gonzales Luis					2	19.123	21.820	19.474	1:00.417	7	19.080	21.495	19.626	1:00.201
1	23.603	24.864	21.478	1:09.945	3	19.140	21.820	19.418	1:00.378	8 IN	19.089	21.558	34.887	1:15.534
2	20.485	22.579	20.381	1:03.445	4	18.701	21.476	19.356	59.533	9 IN				51.600
3	19.222	22.208	19.926	1:01.356	5	18.708	21.243	19.367	59.318	No.145 Prospero Enrico				
4	19.565	21.822	20.226	1:01.613	6	18.915	21.326	19.522	59.763	1	22.312	24.960	22.808	1:10.080
5	18.892	22.809	19.852	1:01.553	7	19.280	21.316	19.346	59.942	2	20.678	23.205	21.301	1:05.184
6	18.797	21.646	19.778	1:00.221	8	18.973	21.225	19.350	59.548	3	20.204	22.764	20.170	1:03.138
No.111 Dragan Tomi					No.120 Pescador Jorge					4	20.198	22.270	20.028	1:02.496
1	21.562	23.250	20.873	1:05.685	1	21.129	23.448	21.335	1:05.912	5	19.350	22.012	20.019	1:01.381
2	21.085	22.588	20.004	1:03.677	2	19.906	22.705	19.843	1:02.454	6	19.220	22.015	19.930	1:01.165
3	19.155	21.758	19.850	1:00.763	3	18.976	21.745	19.589	1:00.310	7	19.420	22.115	19.903	1:01.438
4	18.813	21.821	19.583	1:00.217	4	18.683	21.652	19.650	59.985	8	19.391	21.908	19.848	1:01.147
5	18.721	21.525	19.645	59.891	5	19.034	21.510	19.551	1:00.095	9	19.265	21.899	19.876	1:01.040
6	19.530	21.391	19.557	1:00.478	6	18.878	21.614	19.564	1:00.056					
7	18.695	21.311	19.672	59.678	7	18.757	21.463	19.613	59.833					
8	19.073	21.307	19.589	59.969	8	18.762	21.420	19.620	59.802					



KZ1 - KZ2

WARM-UP 2
 Analysis

For information purposes. No official / regulatory value

Laps	Sector 1	Sector 2	Sector 3	Lap Time
No.146 Villanueva Suarez German				
1	22.972	24.329	21.177	1:08.478
2	21.648	23.641	20.147	1:05.436
3	19.137	21.736	19.654	1:00.527
4	19.067	21.728	19.611	1:00.406
5	19.235	21.614	19.487	1:00.336
6	18.757	21.570	19.660	59.987
7 IN	18.758	21.809	34.349	1:14.916
8 IN				2:07.670