
KZ1
Free Practice 5 (PF5)
Document 3
Results

Subject to scrutineering & sporting investigations

Rnk	No.	Entrant	Nat	Driver	Nat	Equipment	Sector 1	Sector 2	Sector 3	Time	Gap	Laps
1	8	BIREL MOTORSPORT S.R.	ITA	DE CONTO PAOLO	ITA	BIREL / TM / BRIDGE	25.466	18.069	19.746	1:03.281		7
2	14	ART GRAND PRIX SRL	ITA	HANLEY BENJAMIN	GBR	ART GP / TM / BRIDGE	25.520	18.101	19.688	1:03.309	0.028	7
3	7	CRG SPA	ITA	FEDERER FABIAN	ITA	CRG / MODENA / BRIDGE	25.442	18.164	19.732	1:03.338	0.057	11
4	25	INTREPID DRIVER PROGR	ITA	LAMMERS BAS	NLD	INTREPID / TM / BRIDGE	25.513	18.034	19.795	1:03.342	0.061	7
5	20	LENZOKART	ITA	IGLESIAS JEREMY	FR	LENZO / LKE / BRIDGE	25.483	18.181	19.771	1:03.435	0.154	9
6	50	TONY KART RACING TEAM	ITA	DREEZEN RICK	BEL	TONY KART / VORTEX / BRIDGE	25.513	18.105	19.826	1:03.444	0.163	10
7	51	TONY KART RACING TEAM	ITA	ARDIGO MARCO	ITA	TONY KART / VORTEX / BRIDGE	25.578	18.141	19.760	1:03.479	0.198	10
8	11	AVG RACING	NLD	KOZLINSKI ARNAUD	FR	BIREL / TM / BRIDGE	25.560	18.127	19.798	1:03.485	0.204	8
9	3	CRG SPA	ITA	LENNOX LAMB JORDON	GBR	CRG / PARILLA / BRIDGE	25.472	18.206	19.816	1:03.494	0.213	9
10	15	ART GRAND PRIX SRL	ITA	LECLERC CHARLES	MCO	ART GP / TM / BRIDGE	25.526	18.185	19.806	1:03.517	0.236	10
11	16	CAMPLESE LORENZO	ITA	CAMPLESE LORENZO	ITA	CRG / PARILLA / BRIDGE	25.498	18.196	19.848	1:03.542	0.261	12
12	10	PRAGA KART RACING	ITA	HAJEK PATRIK	CZE	PRAGA / PARILLA / BRIDGE	25.586	18.143	19.842	1:03.571	0.290	8
13	44	SODI RACING TEAM	FR	ABBASSE ANTHONY	FR	SODI / TM / BRIDGE	25.609	18.118	19.861	1:03.588	0.307	7
14	4	CRG SPA	ITA	FORE DAVIDE	ITA	CRG / MAXTER / BRIDGE	25.581	18.203	19.811	1:03.595	0.314	5
15	1	CRG HOLLAND	NLD	PEX JORRIT	NLD	CRG / TM / BRIDGE	25.596	18.232	19.833	1:03.661	0.380	8
16	2	CRG SPA	ITA	VERSTAPPEN MAX	NLD	CRG / TM / BRIDGE	25.582	18.259	19.827	1:03.668	0.387	8
17	5	CRG SPA	ITA	THONON JONATHAN	BEL	CRG / MAXTER / BRIDGE	25.759	18.208	19.721	1:03.688	0.407	9
18	27	INTREPID DRIVER PROGR	ITA	GIULIETTI ALESSANDRO	ITA	INTREPID / TM / BRIDGE	25.708	18.258	19.905	1:03.871	0.590	10
19	9	BIREL MOTORSPORT S.R.	ITA	TONINELLI ROBERTO	ITA	BIREL / TM / BRIDGE	25.751	18.216	19.946	1:03.913	0.632	9
20	49	TONY KART RACING TEAM	ITA	CAMPONESCHI FLAVIO	ITA	TONY KART / VORTEX / BRIDGE	25.673	18.333	19.920	1:03.926	0.645	12
21	22	DALE ANDREA	ITA	DALE ANDREA	ITA	CRG / PARILLA / BRIDGE	25.680	18.308	19.938	1:03.926	0.645	9
22	12	AVG RACING	NLD	DAVIES DYLAN	NLD	FIRST / TM / BRIDGE	25.843	18.260	19.824	1:03.927	0.646	8
23	21	COMER TOP KART	ITA	CESETTI SAURO	ITA	TOP KART / TM / BRIDGE	25.717	18.331	19.934	1:03.982	0.701	9
24	48	TONY KART RACING TEAM	ITA	TORSELLINI MIRKO	ITA	TONY KART / VORTEX / BRIDGE	25.757	18.246	20.013	1:04.016	0.735	9
25	26	INTREPID DRIVER PROGR	ITA	GHIPELLI VITTORIO	ITA	INTREPID / TM / BRIDGE	25.789	18.353	19.978	1:04.120	0.839	9
26	6	CRG HOLLAND	NLD	VAN DER RAAD SINAN	NLD	CRG / TM / BRIDGE	25.917	18.409	20.030	1:04.356	1.075	10
27	19	GAZZURELLI GIANNI	FR	GAZZURELLI GIANNI	FR	FA KART / VORTEX / BRIDGE	25.893	18.378	20.117	1:04.388	1.107	9
28	18	WARD RACING	SWE	KOKKO HENRI	FIN	TONY KART / VORTEX / BRIDGE	25.961	18.378	20.223	1:04.562	1.281	8
29	23	CRG SPA	ITA	GIAMBO	ITA	CRG / MAXTER / BRIDGE	27.642	19.241	20.968	1:07.851	4.570	7

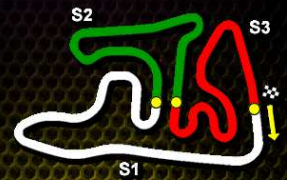
Start Time : 19/04 - 10:19:08

Best Lap : No.8 DE CONTO PAOLO

1:03.281

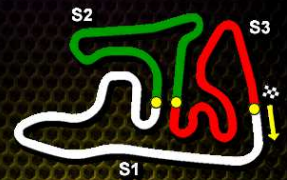
96,71 Kph

Weather : Sunny Air : 22°C Track : Dry


KZ1
Free Practice 5 (PF5)
Best Sectors Analysis

For information purposes. No official / regulatory value

S1			S2			S3			Ideal Lap Times						
Rnk	No.	Time	Rnk	No.	Time	Rnk	No.	Time	Rnk	No.	Driver	Nat	Ideal Lap	Best Lap	Diff.
1	7	25.442	1	25	18.034	1	14	19.688	1	14	HANLEY BENJAMIN	GBR	1:03.233	1:03.309	0.076
2	14	25.444	2	8	18.069	2	5	19.721	2	8	DE CONTO PAOLO	ITA	1:03.281	1:03.281	
3	8	25.466	3	14	18.101	3	20	19.726	3	7	FEDERER FABIAN	ITA	1:03.324	1:03.338	0.014
4	3	25.472	4	50	18.105	4	7	19.732	4	25	LAMMERS BAS	NLD	1:03.342	1:03.342	
5	20	25.481	5	44	18.118	5	8	19.746	5	20	IGLESIAS JEREMY	FRA	1:03.388	1:03.435	0.047
6	16	25.498	6	10	18.125	6	51	19.760	6	50	DREEZEN RICK	BEL	1:03.394	1:03.444	0.050
7	50	25.509	7	11	18.127	7	50	19.780	7	51	ARDIGO MARCO	ITA	1:03.443	1:03.479	0.036
8	25	25.513	8	2	18.134	8	11	19.793	8	3	LENNOX LAMB JORDON	GBR	1:03.474	1:03.494	0.020
9	15	25.526	9	51	18.141	9	25	19.795	9	11	KOZLINSKI ARNAUD	FRA	1:03.480	1:03.485	0.005
10	51	25.542	10	7	18.150	10	3	19.796	10	16	CAMPLESE LORENZO	ITA	1:03.500	1:03.542	0.042
11	11	25.560	11	5	18.180	11	10	19.801	11	10	HAJEK PATRIK	CZE	1:03.512	1:03.571	0.059
12	4	25.581	12	20	18.181	12	15	19.806	12	15	LECLERC CHARLES	MCO	1:03.517	1:03.517	
13	2	25.582	13	16	18.182	12	1	19.806	13	2	VERSTAPPEN MAX	NLD	1:03.539	1:03.668	0.129
14	10	25.586	14	15	18.185	14	4	19.811	14	44	ABBASSE ANTHONY	FRA	1:03.562	1:03.588	0.026
15	1	25.596	15	4	18.203	15	16	19.820	15	5	THONON JONATHAN	BEL	1:03.580	1:03.688	0.108
16	44	25.609	16	3	18.206	16	2	19.823	16	4	FORE DAVIDE	ITA	1:03.595	1:03.595	
17	49	25.673	17	1	18.214	17	12	19.824	17	1	PEX JORRIT	NLD	1:03.616	1:03.661	0.045
18	5	25.679	18	9	18.216	18	44	19.835	18	9	TONINELLI ROBERTO	ITA	1:03.829	1:03.913	0.084
19	22	25.680	19	48	18.246	19	22	19.857	19	27	GIULIETTI ALESSANDRO	ITA	1:03.842	1:03.871	0.029
20	27	25.708	20	27	18.258	20	9	19.863	20	22	DALE ANDREA	ITA	1:03.845	1:03.926	0.081
21	21	25.717	21	12	18.260	21	27	19.876	21	49	CAMPONESCHI FLAVIO	ITA	1:03.900	1:03.926	0.026
22	48	25.735	22	21	18.279	22	49	19.920	22	48	TORSELLINI MIRKO	ITA	1:03.913	1:04.016	0.103
23	26	25.740	23	26	18.283	23	21	19.925	23	21	CESETTI SAURO	ITA	1:03.921	1:03.982	0.061
24	9	25.750	24	49	18.307	24	48	19.932	24	12	DAVIES DYLAN	NLD	1:03.927	1:03.927	
25	12	25.843	25	22	18.308	25	26	19.978	25	26	GHIRELLI VITTORIO	ITA	1:04.001	1:04.120	0.119
26	19	25.893	26	19	18.378	26	6	20.012	26	6	VAN DER RAAD SINAN	NLD	1:04.338	1:04.356	0.018
27	6	25.917	26	18	18.378	27	19	20.079	27	19	GAZZURELLI GIANNI	FRA	1:04.350	1:04.388	0.038
28	18	25.922	28	6	18.409	28	18	20.166	28	18	KOKKO HENRI	FIN	1:04.466	1:04.562	0.096
29	23	27.412	29	23	19.241	29	23	20.915	29	23	GIAMBO	ITA	1:07.568	1:07.851	0.283



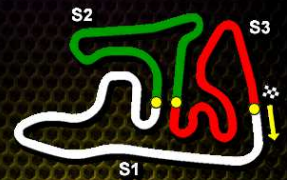
KZ1

Free Practice 5 (PF5)

Lap Time Analysis

For information purposes. No official / regulatory value

Laps	Sector 1	Sector 2	Sector 3	Lap Time	Laps	Sector 1	Sector 2	Sector 3	Lap Time	Laps	Sector 1	Sector 2	Sector 3	Lap Time
No.1 PEX JORRIT					No.6 VAN DER RAAD SINAN					No.11 KOZLINSKI ARNAUD				
1	28.513	19.779	20.931	1:09.223	1	31.805	19.957	21.043	1:12.805	5	26.373	18.161	19.875	1:04.409
2	27.322	18.639	20.544	1:06.505	2	27.509	19.194	20.287	1:06.990	6	4:25.110	18.346	19.922	5:03.378
3	26.489	18.414	20.044	1:04.947	3	26.105	18.498	20.214	1:04.817	7	25.618	18.125	19.899	1:03.642
4	25.629	18.392	20.195	1:04.216	4	26.032	18.573	20.181	1:04.786	8	25.586	18.143	19.842	1:03.571
5	25.596	18.232	19.833	1:03.661	5	26.239	18.480	20.051	1:04.770	No.12 DAVIES DYLAN				
6	3:15.731	18.571	20.036	3:54.338	6	2:52.237	18.417	20.070	3:30.724	1	36.670	26.121	25.263	1:28.054
7	25.691	18.214	19.806	1:03.711	7	25.927	18.455	20.033	1:04.415	2	33.811	21.563	21.717	1:17.091
8	25.623	18.230	19.817	1:03.670	8	25.961	18.423	20.012	1:04.396	3	28.786	19.607	21.542	1:09.935
No.2 VERSTAPPEN MAX					No.7 FEDERER FABIAN					No.14 HANLEY BENJAMIN				
1	27.238	18.774	20.478	1:06.490	1	33.178	20.797	21.829	1:15.804	1	30.978	19.815	21.195	1:11.988
2	26.543	18.479	20.128	1:05.150	2	29.293	19.463	20.558	1:09.314	2	27.011	18.666	20.207	1:05.884
3	25.906	18.318	20.022	1:04.246	3	27.457	18.767	20.086	1:06.310	3	26.325	18.782	20.173	1:05.280
4	25.784	18.369	19.887	1:04.040	4	25.952	18.321	19.957	1:04.230	4	4:26.722	20.445	21.424	5:08.591
5	3:25.657	18.297	19.834	4:03.788	5	25.628	18.278	20.284	1:04.190	5	27.681	18.814	20.044	1:06.539
6	25.582	18.259	19.827	1:03.668	6	25.730	18.300	19.972	1:04.002	6	26.019	18.287	19.992	1:04.298
7	25.696	18.282	19.823	1:03.801	7	25.703	18.328	19.971	1:04.002	7	25.562	18.201	19.793	1:03.556
8	2:45.536	18.134	19.864	3:23.534	8	2:21.183	21.156	21.436	3:03.775	8	25.560	18.127	19.798	1:03.485
No.3 LENNOX LAMB JORDON					No.8 DE CONTO PAOLO					No.15 LECLERC CHARLES				
1	28.647	19.095	20.445	1:08.187	1	27.922	18.334	19.948	1:06.204	1	33.352	21.738	21.884	1:16.974
2	25.883	18.455	20.215	1:04.553	2	25.739	18.149	19.939	1:03.827	2	29.268	19.639	20.948	1:09.855
3	25.767	18.380	19.935	1:04.082	3	25.670	18.158	20.630	1:04.458	3	27.164	18.998	20.026	1:06.188
4	25.679	18.334	19.964	1:03.977	4	3:22.878	20.724	21.481	4:05.083	4	25.520	18.101	19.688	1:03.309
5	25.667	18.324	19.885	1:03.876	5	25.881	18.213	19.826	1:03.920	5	25.444	18.224	19.726	1:03.394
6	25.655	18.279	19.911	1:03.845	6	25.636	18.093	19.748	1:03.477	6	25.476	18.171	19.782	1:03.429
7	3:59.642	18.206	19.796	4:37.644	7	25.466	18.069	19.746	1:03.281	7	25.487	18.133	19.727	1:03.347
8	25.472	18.206	19.816	1:03.494	No.9 TONINELLI ROBERTO					No.16 CAMPLESE LORENZO				
9	25.624	18.236	19.813	1:03.673	1	28.664	19.262	21.258	1:09.184	1	28.317	19.470	20.235	1:08.022
No.4 FORE DAVIDE					No.10 HAJEK PATRIK					No.16 CAMPLESE LORENZO				
1	29.369	19.458	20.374	1:09.201	1	29.388	19.537	20.833	1:09.758	2	26.260	18.509	20.119	1:04.888
2	26.830	19.056	20.362	1:06.248	2	27.192	18.671	20.769	1:06.632	3	26.040	18.241	19.999	1:04.280
3	25.920	18.275	19.913	1:04.108	3	26.197	18.359	20.127	1:04.683	4	25.697	18.319	20.063	1:04.079
4	2:48.785	18.240	19.914	3:26.939	4	3:39.131	20.663	20.792	4:20.586	No.16 CAMPLESE LORENZO				
5	25.581	18.203	19.811	1:03.595	5	25.999	18.312	19.925	1:04.236	1	28.317	19.470	20.235	1:08.022
No.5 THONON JONATHAN					No.10 HAJEK PATRIK					No.16 CAMPLESE LORENZO				
1	29.719	19.038	20.242	1:08.999	2	27.192	18.671	20.769	1:06.632	2	26.260	18.509	20.119	1:04.888
2	25.911	18.429	20.033	1:04.373	3	27.408	19.199	19.918	1:06.525	3	26.040	18.241	19.999	1:04.280
3	25.856	18.275	19.867	1:03.998	4	25.815	18.164	19.801	1:03.780	4	25.697	18.319	20.063	1:04.079
4	25.731	18.831	20.195	1:04.757	No.10 HAJEK PATRIK					No.16 CAMPLESE LORENZO				
5	25.689	18.315	19.945	1:03.949	1	29.388	19.537	20.833	1:09.758	1	28.317	19.470	20.235	1:08.022
6	4:15.913	19.550	20.210	4:55.673	2	27.192	18.671	20.769	1:06.632	2	26.260	18.509	20.119	1:04.888
7	25.706	18.180	19.826	1:03.712	3	27.408	19.199	19.918	1:06.525	3	26.040	18.241	19.999	1:04.280
8	25.759	18.208	19.721	1:03.688	4	25.815	18.164	19.801	1:03.780	4	25.697	18.319	20.063	1:04.079
9	25.679	18.227	19.783	1:03.689	No.10 HAJEK PATRIK					No.16 CAMPLESE LORENZO				



KZ1

Free Practice 5 (PF5)

Lap Time Analysis

For information purposes. No official / regulatory value

Laps	Sector 1	Sector 2	Sector 3	Lap Time
5	27.104	18.182	20.758	1:06.044
6	25.672	18.190	19.881	1:03.743
7	25.747	18.321	19.908	1:03.976
8	25.680	18.294	20.031	1:04.005
9	25.592	18.286	19.881	1:03.759
10	25.757	18.431	19.970	1:04.158
11	25.556	18.201	19.820	1:03.577
12	25.498	18.196	19.848	1:03.542

No.18 KOKKO HENRI

1	28.244	19.257	20.724	1:08.225
2	26.292	18.479	20.237	1:05.008
3	33.285	18.625	20.258	1:12.168
4	25.959	18.521	20.166	1:04.646
5	25.958	18.706	20.455	1:05.119
6	25.961	18.378	20.223	1:04.562
7	25.922	18.465	20.185	1:04.572
8	25.975	18.428	20.191	1:04.594

No.19 GAZZURELLI GIANNI

1	31.508	20.167	20.705	1:12.380
2	27.198	19.072	20.292	1:06.562
3	26.128	18.548	20.307	1:04.983
4	26.038	18.543	20.591	1:05.172
5	26.300	18.466	20.162	1:04.928
6	25.975	18.406	20.156	1:04.537
7	25.914	18.445	20.079	1:04.438
8	4:38.447	18.550	20.186	5:17.183
9	25.893	18.378	20.117	1:04.388

No.20 IGLESIAS JEREMY

1	28.046	18.852	20.267	1:07.165
2	26.411	18.462	20.165	1:05.038
3	25.953	18.340	20.279	1:04.572
4	25.615	18.246	20.062	1:03.923
5	3:19.498	20.255	20.336	4:00.089
6	25.646	18.201	19.726	1:03.573
7	25.591	18.345	20.209	1:04.145
8	25.481	18.243	19.729	1:03.453
9	25.483	18.181	19.771	1:03.435

No.21 CESETTI SAURO

1	32.568	21.218	22.740	1:16.526
2	30.328	19.744	21.318	1:11.390
3	26.149	18.461	20.098	1:04.708
4	25.956	18.363	20.047	1:04.366
5	25.822	18.297	19.930	1:04.049
6	25.939	18.279	20.014	1:04.232
7	25.839	18.301	19.925	1:04.065
8	4:13.200	18.296	19.940	4:51.436

Laps	Sector 1	Sector 2	Sector 3	Lap Time
9	25.717	18.331	19.934	1:03.982

No.22 DALE ANDREA

1	28.478	19.150	20.293	1:07.921
2	26.030	18.522	20.147	1:04.699
3	26.046	18.449	20.036	1:04.531
4	4:15.938	18.372	19.969	4:54.279
5	25.696	18.361	19.922	1:03.979
6	25.775	18.362	19.928	1:04.065
7	25.776	18.355	19.903	1:04.034
8	25.680	18.308	19.938	1:03.926
9	27.999	18.320	19.857	1:06.176

No.23 GIAMBO

1	29.184	20.255	21.895	1:11.334
2	27.683	19.477	21.185	1:08.345
3	27.561	19.465	21.029	1:08.055
4	27.546	19.587	21.001	1:08.134
5	27.416	19.540	20.915	1:07.871
6	27.412	19.291	21.274	1:07.977
7	27.642	19.241	20.968	1:07.851

No.25 LAMMERS BAS

1	34.084	21.776	22.435	1:18.295
2	29.543	18.467	20.932	1:08.942
3	27.981	18.709	22.457	1:09.147
4	3:44.942	23.010	24.270	4:32.222
5	26.040	18.136	19.879	1:04.055
6	25.578	18.060	19.811	1:03.449
7	25.513	18.034	19.795	1:03.342

No.26 GHIRELLI VITTORIO

1	32.481	21.045	22.524	1:16.050
2	28.873	19.652	21.757	1:10.282
3	27.740	18.997	20.711	1:07.448
4	3:44.940	19.127	20.710	4:24.777
5	26.582	18.655	20.207	1:05.444
6	26.011	18.394	20.059	1:04.464
7	25.831	18.283	20.031	1:04.145
8	25.789	18.353	19.978	1:04.120
9	25.740	18.285	20.134	1:04.159

No.27 GIULIETTI ALESSANDRO

1	28.840	18.867	20.294	1:08.001
2	27.008	19.157	20.245	1:06.410
3	25.991	18.271	19.995	1:04.257
4	25.885	18.262	20.007	1:04.154
5	25.845	18.272	19.992	1:04.109
6	3:58.784	18.439	19.981	4:37.204
7	25.818	18.417	19.890	1:04.125
8	25.708	18.258	19.905	1:03.871

Laps	Sector 1	Sector 2	Sector 3	Lap Time
9	25.744	18.274	19.876	1:03.894
10	28.992	19.513	20.463	1:08.968

No.44 ABBASSE ANTHONY

1	31.292	19.132	20.302	1:10.726
2	25.923	18.199	19.951	1:04.073
3	25.704	18.227	19.905	1:03.836
4	5:17.306	18.454	19.903	5:55.663
5	25.609	18.118	19.861	1:03.588
6	25.662	18.185	19.835	1:03.682
7	25.656	18.137	19.845	1:03.638

No.48 TORSELLINI MIRKO

1	27.825	19.023	20.477	1:07.325
2	26.338	18.588	20.214	1:05.140
3	26.226	18.522	20.319	1:05.067
4	25.991	18.322	20.078	1:04.391
5	25.735	18.356	20.061	1:04.152
6	3:50.624	18.324	19.965	4:28.913
7	25.757	18.246	20.013	1:04.016
8	25.877	18.356	19.932	1:04.165
9	25.816	18.287	19.994	1:04.097

No.49 CAMPONESCHI FLAVIO

1	31.186	20.082	21.307	1:12.575
2	28.511	20.224	21.506	1:10.241
3	27.313	18.725	20.162	1:06.200
4	25.974	18.410	20.000	1:04.384
5	26.191	18.391	20.178	1:04.760
6	26.001	18.355	20.224	1:04.580
7	25.746	18.335	19.945	1:04.026
8	25.704	18.367	19.964	1:04.035
9	25.831	18.321	25.553	1:09.705
10	28.258	20.485	20.561	1:09.304
11	25.673	18.333	19.920	1:03.926
12	25.683	18.307	19.949	1:03.939

No.50 DREEZEN RICK

1	27.821	19.260	20.471	1:07.552
2	26.808	18.469	20.135	1:05.412
3	3:25.994	19.921	20.691	4:06.606
4	28.309	21.071	20.162	1:09.542
5	25.838	18.206	19.900	1:03.944
6	25.698	18.203	19.877	1:03.778
7	25.652	18.172	19.885	1:03.709
8	25.687	22.226	20.885	1:08.798
9	25.509	18.159	19.780	1:03.448
10	25.513	18.105	19.826	1:03.444



KZ1

Free Practice 5 (PF5)

Lap Time Analysis

For information purposes. No official / regulatory value

Laps	Sector 1	Sector 2	Sector 3	Lap Time
No.51 ARDIGO MARCO				
1	28.638	19.476	20.893	1:09.007
2	26.834	18.517	20.534	1:05.885
3	25.940	18.672	19.948	1:04.560
4	26.183	18.462	19.963	1:04.608
5	25.721	18.253	19.911	1:03.885
6	25.650	18.197	3:26.473	4:10.320
7	28.940	18.354	19.929	1:07.223
8	25.695	18.238	19.860	1:03.793
9	25.578	18.141	19.760	1:03.479
10	25.542	18.222	19.845	1:03.609