

KZ1
Free Practice 6 (FP5)
Document 4
Results

Subject to scrutineering & sporting investigations

Rnk	No.	Entrant	Nat	Driver	Nat	Equipment	Sector 1	Sector 2	Sector 3	Time	Gap	Laps
1	8	Birel Motorsport S.r.l.	ITA	De Conto Paolo	ITA	Birel / Tm / Bridge	25.539	18.166	19.748	1:03.453		8
2	11	Avg Racing	NLD	Kozlinski Arnaud	FRA	Birel / Tm / Bridge	25.517	18.185	19.833	1:03.535	0.082	6
3	14	Art Grand Prix Srl	ITA	Hanley Benjamin	GBR	Art Gp / Tm / Bridge	25.500	18.249	19.808	1:03.557	0.104	4
4	51	Tony Kart Racing Team	ITA	Ardigo Marco	ITA	Tony Kart / Vortex / Bridge	25.536	18.184	19.837	1:03.557	0.104	9
5	2	Crg Spa	ITA	Verstappen Max	NLD	Crg / Tm / Bridge	25.574	18.134	19.871	1:03.579	0.126	8
6	25	Intrepid Driver Program	ITA	Lammers Bas	NLD	Intrepid / Tm / Bridge	25.641	18.121	19.870	1:03.632	0.179	9
7	22	Dale Andrea	ITA	Dale Andrea	ITA	Crg / Parilla / Bridge	25.589	18.241	19.841	1:03.671	0.218	4
8	27	Intrepid Driver Program	ITA	Giulietti Alessandro	ITA	Intrepid / Tm / Bridge	25.601	18.227	19.846	1:03.674	0.221	6
9	50	Tony Kart Racing Team	ITA	Dreezen Rick	BEL	Tony Kart / Vortex / Bridge	25.606	18.181	19.906	1:03.693	0.240	9
10	1	Crg Holland	NLD	Pex Jorrit	NLD	Crg / Tm / Bridge	25.586	18.295	19.834	1:03.715	0.262	10
11	10	Praga Kart Racing	ITA	Hajek Patrik	CZE	Praga / Parilla / Bridge	25.632	18.226	19.861	1:03.719	0.266	9
12	9	Birel Motorsport S.r.l.	ITA	Toninelli Roberto	ITA	Birel / Tm / Bridge	25.650	18.229	19.846	1:03.725	0.272	8
13	4	Crg Spa	ITA	Fore Davide	ITA	Crg / Maxter / Bridge	25.607	18.313	19.827	1:03.747	0.294	9
14	20	Lenzokart	ITA	Iglesias Jeremy	FRA	Lenzo / Lke / Bridge	25.579	18.375	19.794	1:03.748	0.295	10
15	3	Crg Spa	ITA	Lennox Lamb Jordon	GBR	Crg / Parilla / Bridge	25.633	18.242	19.880	1:03.755	0.302	6
16	49	Tony Kart Racing Team	ITA	Camponeschi Flavio	ITA	Tony Kart / Vortex / Bridge	25.601	18.269	19.894	1:03.764	0.311	10
17	15	Art Grand Prix Srl	ITA	Leclerc Charles	MCO	Art Gp / Tm / Bridge	25.596	18.358	19.833	1:03.787	0.334	6
18	16	Camplese Lorenzo	ITA	Camplese Lorenzo	ITA	Crg / Parilla / Bridge	25.578	18.329	19.914	1:03.821	0.368	6
19	48	Tony Kart Racing Team	ITA	Torsellini Mirko	ITA	Tony Kart / Vortex / Bridge	25.728	18.241	19.933	1:03.902	0.449	8
20	5	Crg Spa	ITA	Thonon Jonathan	BEL	Crg / Maxter / Bridge	25.663	18.298	19.958	1:03.919	0.466	8
21	7	Crg Spa	ITA	Federer Fabian	ITA	Crg / Modena / Bridge	25.649	18.354	19.929	1:03.932	0.479	9
22	44	Sodi Racing Team	FRA	Abbase Anthony	FRA	Sodi / Tm / Bridge	25.742	18.297	19.908	1:03.947	0.494	7
23	18	Ward Racing	SWE	Kokko Henri	FIN	Tony Kart / Vortex / Bridge	25.671	18.318	20.011	1:04.000	0.547	8
24	21	Comer Top Kart	ITA	Cesetti Sauro	ITA	Top Kart / Tm / Bridge	25.862	18.273	19.919	1:04.054	0.601	7
25	19	Gazzurelli Gianni	FRA	Gazzurelli Gianni	FRA	Fa Kart / Vortex / Bridge	25.916	18.313	19.960	1:04.189	0.736	8
26	12	Avg Racing	NLD	Davies Dylan	NLD	First / Tm / Bridge	25.777	18.392	20.035	1:04.204	0.751	9
27	26	Intrepid Driver Program	ITA	Ghirelli Vittorio	ITA	Intrepid / Tm / Bridge	25.924	18.448	20.058	1:04.430	0.977	9
28	6	Crg Holland	NLD	Van Der Raad Sinan	NLD	Crg / Tm / Bridge	26.126	18.613	20.131	1:04.870	1.417	11
29	23	Crg Spa	ITA	Giambo	ITA	Crg / Maxter / Bridge	27.420	19.446	21.067	1:07.933	4.480	4

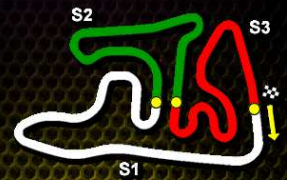
Start Time : 19/04 - 12:39:04

Best Lap : No.8 De Conto Paolo

1:03.453

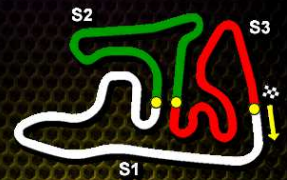
96,44 Kph

Weather : Sunny Air : 22°C Track : Dry


KZ1
Free Practice 6 (FP5)
Best Sectors Analysis

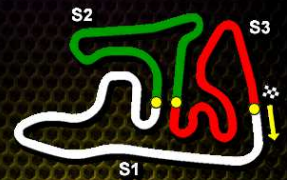
For information purposes. No official / regulatory value

S1			S2			S3			Ideal Lap Times						
Rnk	No.	Time	Rnk	No.	Time	Rnk	No.	Time	Rnk	No.	Driver	Nat	Ideal Lap	Best Lap	Diff.
1	14	25.494	1	25	18.121	1	8	19.748	1	8	De Conto Paolo	ITA	1:03.428	1:03.453	0.025
2	11	25.517	2	2	18.134	2	5	19.767	2	2	Verstappen Max	NLD	1:03.484	1:03.579	0.095
3	8	25.527	3	11	18.143	3	2	19.776	3	11	Kozlinski Arnaud	FRA	1:03.487	1:03.535	0.048
4	51	25.536	4	8	18.153	4	14	19.780	4	14	Hanley Benjamin	GBR	1:03.523	1:03.557	0.034
5	2	25.574	5	5	18.166	5	20	19.794	5	51	Ardigo Marco	ITA	1:03.544	1:03.557	0.013
6	16	25.578	6	50	18.181	6	51	19.824	6	25	Lammers Bas	NLD	1:03.568	1:03.632	0.064
7	20	25.579	7	51	18.184	7	11	19.827	7	5	Thonon Jonathan	BEL	1:03.596	1:03.919	0.323
8	25	25.583	8	1	18.211	7	4	19.827	8	1	Pex Jorrit	NLD	1:03.631	1:03.715	0.084
9	1	25.586	9	10	18.226	9	16	19.832	9	50	Dreezen Rick	BEL	1:03.637	1:03.693	0.056
10	22	25.589	10	27	18.227	10	15	19.833	10	9	Toninelli Roberto	ITA	1:03.670	1:03.725	0.055
11	9	25.595	11	9	18.229	11	1	19.834	11	22	Dale Andrea	ITA	1:03.671	1:03.671	
12	15	25.596	12	3	18.240	12	22	19.841	12	27	Giulietti Alessandro	ITA	1:03.674	1:03.674	
13	49	25.601	13	48	18.241	13	27	19.846	13	16	Camplese Lorenzo	ITA	1:03.679	1:03.821	0.142
13	27	25.601	13	22	18.241	13	9	19.846	14	20	Iglesias Jeremy	FRA	1:03.708	1:03.748	0.040
15	50	25.606	15	49	18.247	13	3	19.846	15	10	Hajek Patrik	CZE	1:03.719	1:03.719	
16	4	25.607	16	14	18.249	16	50	19.850	15	3	Lennox Lamb Jordon	GBR	1:03.719	1:03.755	0.036
17	10	25.632	17	7	18.253	17	10	19.861	17	4	Fore Davide	ITA	1:03.726	1:03.747	0.021
18	3	25.633	18	16	18.269	18	25	19.864	18	49	Camponeschi Flavio	ITA	1:03.742	1:03.764	0.022
19	7	25.644	19	21	18.273	19	49	19.894	19	15	Leclerc Charles	MCO	1:03.747	1:03.787	0.040
20	5	25.663	20	4	18.292	20	44	19.908	20	7	Federer Fabian	ITA	1:03.826	1:03.932	0.106
21	18	25.671	21	44	18.297	21	21	19.919	21	48	Torsellini Mirko	ITA	1:03.879	1:03.902	0.023
22	48	25.705	22	19	18.313	22	7	19.929	22	44	Abbase Anthony	FRA	1:03.918	1:03.947	0.029
23	44	25.713	23	18	18.318	23	48	19.933	23	21	Cesetti Sauro	ITA	1:03.992	1:04.054	0.062
24	12	25.777	23	15	18.318	24	19	19.957	24	18	Kokko Henri	FIN	1:04.000	1:04.000	
25	21	25.800	25	12	18.332	25	12	19.981	25	12	Davies Dylan	NLD	1:04.090	1:04.204	0.114
26	26	25.903	26	20	18.335	26	18	20.011	26	19	Gazzurelli Gianni	FRA	1:04.186	1:04.189	0.003
27	19	25.916	27	26	18.404	27	26	20.058	27	26	Ghirelli Vittorio	ITA	1:04.365	1:04.430	0.065
28	6	26.126	28	6	18.570	28	6	20.131	28	6	Van Der Raad Sinan	NLD	1:04.827	1:04.870	0.043
29	23	27.420	29	23	19.397	29	23	21.037	29	23	Giambo	ITA	1:07.854	1:07.933	0.079


KZ1
Free Practice 6 (FP5)
Lap Time Analysis

For information purposes. No official / regulatory value

Laps	Sector 1	Sector 2	Sector 3	Lap Time	Laps	Sector 1	Sector 2	Sector 3	Lap Time	Laps	Sector 1	Sector 2	Sector 3	Lap Time
No.1 Pex Jorrit					No.6 Van Der Raad Sinan					No.11 Kozlinski Arnaud				
1	27.303	18.705	20.426	1:06.434	1	28.827	18.999	20.607	1:08.433	6	25.715	18.275	19.902	1:03.892
2	26.330	18.311	19.991	1:04.632	2	26.580	18.768	20.576	1:05.924	7	25.728	18.346	19.956	1:04.030
3	25.751	18.225	19.859	1:03.835	3	26.126	18.613	20.131	1:04.870	8	25.699	18.335	24.798	1:08.832
4	25.657	18.211	19.907	1:03.775	4	26.198	18.576	20.178	1:04.952	9	25.688	18.321	19.880	1:03.889
5	3:40.144	18.576	20.110	4:18.830	5	2:20.545	18.616	20.229	2:59.390	No.12 Davies Dylan				
6	25.699	18.342	19.903	1:03.944	6	26.679	18.637	20.224	1:05.540	1	27.434	18.887	20.013	1:06.334
7	25.647	18.311	19.890	1:03.848	7	26.262	18.602	20.277	1:05.141	2	25.949	18.216	19.827	1:03.992
8	25.586	18.295	19.834	1:03.715	8	26.134	18.602	20.142	1:04.878	3	25.595	18.170	19.927	1:03.692
9	26.820	19.354	19.951	1:06.125	9	26.153	18.592	20.237	1:04.982	4	4:01.690	18.547	19.936	4:40.173
10	25.627	18.248	19.872	1:03.747	10	26.178	18.611	20.213	1:05.002	5	25.659	18.143	19.867	1:03.669
No.2 Verstappen Max					11	26.269	18.570	20.298	1:05.137	6	25.517	18.185	19.833	1:03.535
1	27.171	18.681	21.054	1:06.906	No.7 Federer Fabian					No.14 Hanley Benjamin				
2	26.045	18.352	19.978	1:04.375	1	27.405	18.877	20.310	1:06.592	1	27.438	18.414	20.084	1:05.936
3	25.809	18.186	19.939	1:03.934	2	27.073	18.575	20.133	1:05.781	2	26.047	18.430	19.981	1:04.458
4	4:31.076	18.902	20.284	5:10.262	3	26.419	18.328	19.936	1:04.683	3	26.007	18.332	20.113	1:04.452
5	25.574	18.134	19.871	1:03.579	4	25.644	18.253	20.158	1:04.055	4	25.944	18.404	20.065	1:04.413
6	25.632	18.183	19.776	1:03.591	5	3:08.094	19.190	20.078	3:47.362	5	4:22.905	21.004	22.142	5:06.051
7	25.628	18.258	19.923	1:03.809	6	25.848	18.355	19.979	1:04.182	6	26.066	18.452	20.028	1:04.546
8	2:07.576	18.196	19.818	2:45.590	7	25.649	18.354	19.929	1:03.932	7	25.884	18.396	20.207	1:04.487
No.3 Lennox Lamb Jordon					8	27.933	18.620	19.963	1:06.516	8	25.777	18.392	20.035	1:04.204
1	25.885	18.240	19.846	1:03.971	9	25.828	18.407	20.042	1:04.277	9	25.961	18.517	20.053	1:04.531
2	25.633	18.242	19.880	1:03.755	No.8 De Conto Paolo					No.15 Leclerc Charles				
3	25.718	18.277	19.915	1:03.910	1	26.143	18.285	19.901	1:04.329	1	25.956	18.436	19.898	1:04.290
4	30.368	20.100	19.915	1:10.383	2	25.926	18.236	19.813	1:03.975	2	25.632	18.365	19.880	1:03.877
5	25.717	18.395	19.939	1:04.051	3	25.675	18.153	19.804	1:03.632	3	25.618	18.318	19.895	1:03.831
6	25.651	18.293	19.919	1:03.863	4	3:01.685	18.640	20.081	3:40.406	4	28.956	23.354	21.141	1:13.451
No.4 Fore Davide					5	25.668	18.198	19.760	1:03.626	5	25.596	18.358	19.833	1:03.787
1	27.271	19.145	20.117	1:06.533	6	25.539	18.166	19.748	1:03.453	6	25.627	18.383	19.942	1:03.952
2	27.381	18.723	19.989	1:06.093	7	25.527	18.198	19.811	1:03.536	No.16 Complese Lorenzo				
3	25.737	18.292	19.922	1:03.951	8	26.314	19.465	20.113	1:05.892	1	25.821	18.330	19.983	1:04.134
4	25.723	18.391	19.878	1:03.992	No.9 Toninelli Roberto					2	25.764	18.269	19.832	1:03.865
5	3:51.731	20.471	20.313	4:32.515	1	26.703	18.985	20.107	1:05.795	3	25.635	18.350	19.931	1:03.916
6	25.661	18.338	19.842	1:03.841	2	26.003	18.309	19.941	1:04.253	4	25.578	18.329	19.914	1:03.821
7	25.607	18.313	19.827	1:03.747	3	25.854	18.290	20.023	1:04.167	5	28.803	23.101	20.665	1:12.569
8	26.276	19.556	20.538	1:06.370	4	3:58.511	19.236	20.219	4:37.966	6	25.596	18.318	20.020	1:03.934
9	25.663	18.371	19.886	1:03.920	5	25.665	18.300	19.885	1:03.850	No.18 Kokko Henri				
No.5 Thonon Jonathan					6	25.650	18.229	19.846	1:03.725	1	26.531	18.566	20.279	1:05.376
1	28.470	18.847	20.152	1:07.469	7	25.595	21.411	19.951	1:06.957	2	26.057	18.452	20.169	1:04.678
2	26.000	18.254	19.823	1:04.077	8	25.714	18.372	20.046	1:04.132	3	4:48.221	18.980	20.310	5:27.511
3	3:59.683	19.118	19.957	4:38.758	No.10 Hajek Patrik					4	25.895	18.357	20.021	1:04.273
4	26.052	18.210	19.767	1:04.029	1	26.675	18.387	20.045	1:05.107					
5	25.717	18.299	19.905	1:03.921	2	25.852	18.313	20.194	1:04.359					
6	25.663	18.298	19.958	1:03.919	3	25.632	18.226	19.861	1:03.719					
7	2:55.247	18.166	19.847	3:33.260	4	3:30.347	20.195	21.068	4:11.610					
8	25.786	18.272	19.941	1:03.999	5	26.774	18.268	19.878	1:04.920					


KZ1
Free Practice 6 (FP5)
Lap Time Analysis

For information purposes. No official / regulatory value

Laps	Sector 1	Sector 2	Sector 3	Lap Time
5	25.671	18.318	20.011	1:04.000
6	25.728	18.337	20.052	1:04.117
7	25.832	18.394	20.129	1:04.355
8	25.812	18.420	20.182	1:04.414

No.19 Gazzurelli Gianni

1	25.929	18.441	19.957	1:04.327
2	25.916	18.313	19.960	1:04.189
3	26.025	18.503	20.124	1:04.652
4	25.980	18.514	20.112	1:04.606
5	26.233	18.485	20.163	1:04.881
6	3:10.219	22.779	21.219	3:54.217
7	25.960	18.424	20.067	1:04.451
8	26.020	18.599	20.136	1:04.755

No.20 Iglesias Jeremy

1	26.829	18.499	20.109	1:05.437
2	25.839	18.742	19.997	1:04.578
3	25.738	18.401	19.961	1:04.100
4	25.683	18.354	19.888	1:03.925
5	25.683	18.335	19.962	1:03.980
6	3:13.832	18.761	20.009	3:52.602
7	25.579	18.375	19.794	1:03.748
8	25.587	18.336	19.894	1:03.817
9	25.664	19.660	22.456	1:07.780
10	25.652	18.361	19.963	1:03.976

No.21 Cesetti Sauro

1	30.829	18.999	20.400	1:10.228
2	26.210	18.424	20.120	1:04.754
3	25.909	18.372	20.031	1:04.312
4	4:01.334	19.390	20.264	4:40.988
5	25.862	18.273	19.919	1:04.054
6	25.800	18.319	20.017	1:04.136
7	25.828	18.421	20.124	1:04.373

No.22 Dale Andrea

1	25.636	18.330	19.864	1:03.830
2	25.589	18.241	19.841	1:03.671
3	4:39.143	18.432	19.859	5:17.434
4	25.674	18.258	19.864	1:03.796

No.23 Giambo

1	27.715	19.557	21.127	1:08.399
2	27.617	19.534	21.037	1:08.188
3	27.420	19.446	21.067	1:07.933
4	27.579	19.397	21.096	1:08.072

No.25 Lammers Bas

1	29.594	18.548	20.031	1:08.173
2	25.896	18.244	20.028	1:04.168

Laps	Sector 1	Sector 2	Sector 3	Lap Time
3	25.857	18.185	19.902	1:03.944
4	25.668	18.185	19.912	1:03.765
5	3:28.242	21.427	24.156	4:13.825
6	28.389	18.304	19.864	1:06.557
7	25.593	18.760	19.961	1:04.314
8	25.583	18.183	19.911	1:03.677
9	25.641	18.121	19.870	1:03.632

No.26 Ghirelli Vittorio

1	26.827	18.588	20.235	1:05.650
2	26.033	18.544	20.078	1:04.655
3	25.968	18.741	20.271	1:04.980
4	26.212	18.593	20.143	1:04.948
5	25.924	18.448	20.058	1:04.430
6	3:22.561	19.337	21.888	4:03.786
7	26.062	18.415	20.128	1:04.605
8	25.903	18.404	20.165	1:04.472
9	26.029	18.464	20.256	1:04.749

No.27 Giulietti Alessandro

1	27.229	18.491	20.124	1:05.844
2	26.185	18.329	19.990	1:04.504
3	4:39.378	20.122	22.703	5:22.203
4	29.110	20.369	20.315	1:09.794
5	25.765	18.286	19.890	1:03.941
6	25.601	18.227	19.846	1:03.674

No.44 Abbasse Anthony

1	26.799	18.665	20.127	1:05.591
2	25.824	18.363	19.988	1:04.175
3	4:22.410	19.116	20.160	5:01.686
4	25.742	18.297	19.908	1:03.947
5	30.660	18.450	20.089	1:09.199
6	25.838	18.417	20.040	1:04.295
7	25.713	18.365	20.090	1:04.168

No.48 Torsellini Mirko

1	26.939	18.623	20.251	1:05.813
2	26.152	18.404	20.079	1:04.635
3	25.897	18.402	20.113	1:04.412
4	4:22.913	19.735	20.498	5:03.146
5	25.728	18.241	19.933	1:03.902
6	25.705	18.329	19.951	1:03.985
7	26.023	18.432	19.985	1:04.440
8	25.784	18.342	19.981	1:04.107

No.49 Camponeschi Flavio

1	26.990	18.640	20.245	1:05.875
2	26.128	18.392	20.022	1:04.542
3	25.814	18.247	19.955	1:04.016
4	3:24.569	19.013	20.416	4:03.998

Laps	Sector 1	Sector 2	Sector 3	Lap Time
5	25.714	18.306	19.941	1:03.961
6	25.601	18.269	19.894	1:03.764
7	25.702	18.369	19.922	1:03.993
8	25.679	18.350	19.975	1:04.004
9	31.508	19.573	20.302	1:11.383
10	25.643	18.384	19.955	1:03.982

No.50 Dreezen Rick

1	27.075	18.419	20.118	1:05.612
2	25.814	18.244	19.901	1:03.959
3	4:12.818	19.845	20.286	4:52.949
4	25.748	18.301	19.850	1:03.899
5	25.614	18.244	19.956	1:03.814
6	29.954	19.167	20.156	1:09.277
7	25.607	18.332	19.907	1:03.846
8	28.948	21.995	23.087	1:14.030
9	25.606	18.181	19.906	1:03.693

No.51 Ardigo Marco

1	28.039	18.463	20.216	1:06.718
2	25.776	18.397	19.914	1:04.087
3	25.836	18.220	19.885	1:03.941
4	25.711	18.211	19.849	1:03.771
5	3:21.216	18.673	19.937	3:59.826
6	25.707	18.270	19.869	1:03.846
7	25.698	18.202	19.824	1:03.724
8	25.536	18.184	19.837	1:03.557
9	25.568	18.242	19.946	1:03.756