


KZ2
Qualifying Practice (QP)
Document 8
Results

Subject to scrutineering & sporting investigations

Rnk	No.	Entrant	Nat	Driver	Nat	Equipment	Sector 1	Sector 2	Sector 3	Time	Gap	Laps
1	110	Crg Spa	ITA	Verstappen Max	NLD	Crg / Tm / Bridge	13.696	15.254	17.225	46.175		6
2	102	Praga Kart Racing	ITA	Hajek Patrik	CZE	Praga / Parilla / Bridge	13.700	15.285	17.448	46.433	0.258	7
3	107	Art Grand Prix	ITA	Leclerc Charles	MCO	Art Gp / Tm / Bridge	13.692	15.438	17.459	46.589	0.414	8
4	112	Dr Racing Kart	ITA	Negro Riccardo	ITA	Dr / Tm / Bridge	13.797	15.478	17.471	46.746	0.571	8
5	121	Kk1	HRV	Habulin Kristijan	HRV	Crg / Modena / Bridge	13.872	15.476	17.516	46.864	0.689	8
6	118	Marcon Alessandro	ITA	Marcon Nicola	ITA	Tony Kart / Vortex / Bridge	13.879	15.555	17.487	46.921	0.746	9
7	154	Bonetti Paolo	ITA	Bonetti Paolo	ITA	Tony Kart / Vortex / Bridge	13.827	15.538	17.579	46.944	0.769	11
8	156	Ward Racing	SWE	Fasberg Andreas	DNK	Tony Kart / Vortex / Bridge	13.876	15.588	17.671	47.135	0.960	8
9	159	Giardino Enzo	ITA	Giardino Matteo	ITA	Praga / Tm / Bridge	13.916	15.633	17.688	47.237	1.062	11
10	155	Scuderia Bassano Corse K	ITA	Lopez Sergio	VEN	Parolin / Tm / Bridge	13.976	15.799	17.713	47.488	1.313	6
11	157	Ak Nsr	SVK	Presa Janez	SVK	Birel / Tm / Bridge	14.055	15.743	17.744	47.542	1.367	11
12	158	Ak Nsr	SVK	Mihic Martin	SVK	Birel / Tm / Bridge	14.139	15.766	17.739	47.644	1.469	3

Not Classified

153	Praga Kart Racing	ITA	Maxa Radim	CZE	Praga / Parilla / Bridge					No Time		
-----	-------------------	-----	-------------------	-----	--------------------------	--	--	--	--	----------------	--	--

Start Time : 04/05 - 12:09:30

Best Lap : No.110 Verstappen Max













46.175

93,55 Kph

Weather : Sunny Air : 18°C Track : Dry


KZ2
Qualifying Practice (QP)
Best Sectors Analysis

For information purposes. No official / regulatory value

S1			S2			S3			Ideal Lap Times						
Rnk	No.	Time	Rnk	No.	Time	Rnk	No.	Time	Rnk	No.	Driver	Nat	Ideal Lap	Best Lap	Diff.
1	110	13.641	1	110	15.254	1	110	17.225	1	110	Verstappen Max		46.120	46.175	0.055
2	107	13.692	2	102	15.285	2	102	17.448	2	102	Hajek Patrik		46.433	46.433	
3	102	13.700	3	107	15.411	3	107	17.459	3	107	Leclerc Charles		46.562	46.589	0.027
4	112	13.797	4	121	15.476	4	112	17.462	4	112	Negro Riccardo		46.737	46.746	0.009
5	121	13.814	5	112	15.478	5	118	17.483	5	118	Marcon Nicola		46.792	46.921	0.129
6	118	13.816	6	118	15.493	6	121	17.516	6	121	Habulin Kristijan		46.806	46.864	0.058
7	154	13.827	7	154	15.510	7	154	17.579	7	154	Bonetti Paolo		46.916	46.944	0.028
8	156	13.876	8	156	15.574	8	156	17.593	8	156	Fasberg Andreas		47.043	47.135	0.092
9	159	13.916	9	155	15.605	9	155	17.621	9	155	Lopez Sergio		47.202	47.488	0.286
10	155	13.976	10	159	15.633	10	159	17.688	10	159	Giardino Matteo		47.237	47.237	
11	157	14.033	11	157	15.736	11	158	17.739	11	157	Presa Janez		47.513	47.542	0.029
12	158	14.139	12	158	15.766	12	157	17.744	12	158	Mihic Martin		47.644	47.644	