


KZ2
Qualifying heat 2D (QH2D)
Document 20
Results

Subject to scrutineering & sporting investigations

Rnk	No.	Entrant	Nat	Driver	Nat	Equipment	Laps	Gap	Interv.	Best Lap	Penalty	Points
1	110	Crg Spa	ITA	Verstappen Max	NLD	Crg / Tm / Bridge	13			46.464		0
2	102	Praga Kart Racing	ITA	Hajek Patrik	CZE	Praga / Parilla / Bridge	13	2.510	2.510	46.607		2
3	112	Dr Racing Kart	ITA	Negro Riccardo	ITA	Dr / Tm / Bridge	13	5.463	2.953	46.826		3
4	121	Kk1	HRV	Habulin Kristijan	HRV	Crg / Modena / Bridge	13	6.008	0.545	46.775		4
5	118	Marcon Alessandro	ITA	Marcon Nicola	ITA	Tony Kart / Vortex / Bridge	13	6.377	0.369	46.636		5
6	107	Art Grand Prix	ITA	Leclerc Charles	MCO	Art Gp / Tm / Bridge	13	7.279	0.902	46.708		6
7	157	Ak Nsr	SVN	Presa Janez	SVN	Birel / Tm / Bridge	13	14.997	7.718	47.418		7
8	155	Scuderia Bassano Corse K	ITA	Lopez Sergio	VEN	Parolin / Tm / Bridge	13	16.045	1.048	47.485		8
9	158	Ak Nsr	SVN	Mihic Martin	SVN	Birel / Tm / Bridge	13	22.993	6.948	47.364	+10.000	9
10	156	Ward Racing	SVN	Fasberg Andreas	DNK	Tony Kart / Vortex / Bridge	5	8 Laps	8 Laps	47.200		10
11	154	Bonetti Paolo	ITA	Bonetti Paolo	ITA	Tony Kart / Vortex / Bridge	0	13 Laps	5 Laps			11
12	153	Praga Kart Racing	ITA	Maxa Radim	CZE	Praga / Parilla / Bridge	0	13 Laps	0.112			12
13	159	Giardino Enzo	ITA	Giardino Matteo	ITA	Praga / Tm / Bridge	0	13 Laps	0.016			13

Leaders : No.110 Verstappen Max (1-13)

Start Time : 05/05 - 12:06:25

Best Lap : No.110 Verstappen Max 46.464 92,97 Kph

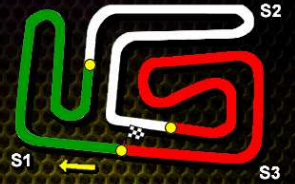
Weather : Sunny Air : 22°C Track : Dry

Event Record : No.110 Verstappen Max 46.050 93,81 Kph















KZ2
Qualifying heat 2D (QH2D)
Lap Chart

For information purposes. No official / regulatory value

	1	2	3	4	5	6	7	8	9	10	11	12	13
Grid	110	102	112	107	156	121	154	118	153	158	159	155	157
Start	110	102	107	112	121	156	158	154	153	159	157	118	155
Lap 1 Interval	110	102 0.4	107 0.7	121 0.1	112 0.1	156 0.1	158 0.5	157 0.1	118 0.1	155 1.2			
Lap 2	110	102 0.5	107 0.9	112 0.2	156 0.3	121 0.3	158 0.4	157 0.4	118 0.0	155 1.0			
Lap 3	110	102 0.5	112 1.5	107 0.2	156 0.1	121 0.2	158 0.8	118 0.2	157 1.3	155 0.1			
Lap 4	110	102 0.6	112 1.6	156 0.5	121 0.4	107 0.2	118 0.4	158 0.5	157 1.6	155 0.1			
Lap 5	110	102 0.7	112 1.9	156 0.6	121 0.3	107 0.2	118 0.1	158 1.1	157 1.9	155 0.1			
Lap 6	110	102 0.8	112 2.1	121 0.9	107 0.3	118 0.1	158 1.5	157 2.0	155 0.3				
Lap 7	110	102 1.1	112 2.2	121 0.9	107 0.3	118 0.2	158 2.0	157 2.3	155 0.2				
Lap 8	110	102 1.4	112 2.3	121 0.7	107 0.3	118 0.1	158 2.8	157 2.2	155 0.2				
Lap 9	110	102 1.5	112 2.6	121 0.6	118 0.7	107 0.3	158 2.9	157 2.1	155 0.3				
Lap 10	110	102 1.7	112 2.8	121 0.5	118 0.7	107 0.6	158 3.4	157 2.2	155 0.6				
Lap 11	110	102 1.9	112 3.0	121 0.4	118 0.6	107 0.7	158 4.1	157 2.1	155 0.7				
Lap 12	110	102 2.1	112 3.1	121 0.4	118 0.4	107 0.9	158 4.9	157 1.9	155 0.7				
Lap 13	110	102 2.5	112 2.9	121 0.5	118 0.3	107 0.9	158 5.7	157 2.0	155 1.0				


KZ2
Qualifying heat 2D (QH2D)
Document 19
Starting Grid

Subject to scrutineering & sporting investigations

157	Presa Janez Birel / Tm / Bridge		7		
159	Giardino Matteo Praga / Tm / Bridge		6	155	Lopez Sergio Parolin / Tm / Bridge
					
153	Maxa Radim Praga / Parilla / Bridge		5	158	Mihic Martin Birel / Tm / Bridge
					
154	Bonetti Paolo Tony Kart / Vortex / Bridge		4	118	Marcon Nicola Tony Kart / Vortex / Bridge
					
156	Fasberg Andreas Tony Kart / Vortex / Bridge		3	121	Habulin Kristijan Crg / Modena / Bridge
					
112	Negro Riccardo Dr / Tm / Bridge		2	107	Leclerc Charles Art Gp / Tm / Bridge
					
110	Verstappen Max Crg / Tm / Bridge		1	102	Hajek Patrik Praga / Parilla / Bridge
					

POLE POSITION

