




KZ2
Warm-up 2 (WU2)
Document 17
Results

Subject to scrutineering & sporting investigations

Rnk	No.	Entrant	Nat	Driver	Nat	Equipment	Sector 1	Sector 2	Sector 3	Time	Gap	Laps
1	110	Crg Spa		Verstappen Max		Crg / Tm / Bridge	13.712	15.256	17.222	46.190		22
2	121	Kk1		Habulin Kristijan		Crg / Modena / Bridge	13.777	15.350	17.350	46.477	0.287	22
3	102	Praga Kart Racing		Hajek Patrik		Praga / Parilla / Bridge	13.719	15.369	17.390	46.478	0.288	19
4	107	Art Grand Prix		Leclerc Charles		Art Gp / Tm / Bridge	13.858	15.281	17.364	46.503	0.313	16
5	156	Ward Racing		Fasberg Andreas		Tony Kart / Vortex / Bridge	13.821	15.425	17.406	46.652	0.462	12
6	112	Dr Racing Kart		Negro Riccardo		Dr / Tm / Bridge	13.866	15.386	17.430	46.682	0.492	12
7	153	Praga Kart Racing		Maxa Radim		Praga / Parilla / Bridge	13.866	15.421	17.513	46.800	0.610	19
8	118	Marcon Alessandro		Marcon Nicola		Tony Kart / Vortex / Bridge	13.816	15.483	17.513	46.812	0.622	12
9	155	Scuderia Bassano Corse K		Lopez Sergio		Parolin / Tm / Bridge	14.186	15.743	17.725	47.654	1.464	16
10	158	Ak Nsr		Mihic Martin		Birel / Tm / Bridge	14.241	15.843	17.776	47.860	1.670	23
11	157	Ak Nsr		Presa Janez		Birel / Tm / Bridge	14.296	15.937	17.936	48.169	1.979	14
12	154	Bonetti Paolo		Bonetti Paolo		Tony Kart / Vortex / Bridge	14.445	16.394	18.307	49.146	2.956	13

Not Classified

159	Giardino Enzo		Giardino Matteo		Praga / Tm / Bridge					No Time		
-----	---------------	---	------------------------	---	---------------------	--	--	--	--	----------------	--	--

Start Time : 05/05 - 08:29:41

Best Lap : No.110 Verstappen Max

46.190 93,52 Kph

Weather : Sunny Air : 16°C Track : Dry

Event Record : No.110 Verstappen Max

46.175 93,55 Kph

EVENT001 (ITA) 02-05/05/2013














KZ2

Warm-up 2 (WU2)

Best Sectors Analysis

For information purposes. No official / regulatory value

S1			S2			S3			Ideal Lap Times						
Rnk	No.	Time	Rnk	No.	Time	Rnk	No.	Time	Rnk	No.	Driver	Nat	Ideal Lap	Best Lap	Diff.
1	110	13.712	1	110	15.222	1	110	17.222	1	110	Verstappen Max		46.156	46.190	0.034
2	102	13.719	2	107	15.281	2	107	17.349	2	107	Leclerc Charles		46.431	46.503	0.072
3	121	13.741	3	102	15.341	3	121	17.350	3	121	Habulin Kristijan		46.441	46.477	0.036
4	107	13.801	4	121	15.350	4	102	17.390	4	102	Hajek Patrik		46.450	46.478	0.028
5	118	13.816	5	112	15.386	5	156	17.406	5	156	Fasberg Andreas		46.652	46.652	
6	156	13.821	6	153	15.421	6	112	17.423	6	112	Negro Riccardo		46.675	46.682	0.007
7	153	13.858	7	156	15.425	7	118	17.505	7	118	Marcon Nicola		46.789	46.812	0.023
8	112	13.866	8	118	15.468	8	153	17.513	8	153	Maxa Radim		46.792	46.800	0.008
9	158	14.162	9	155	15.733	9	155	17.678	9	155	Lopez Sergio		47.597	47.654	0.057
10	155	14.186	10	158	15.843	10	158	17.776	10	158	Mihic Martin		47.781	47.860	0.079
11	157	14.296	11	157	15.921	11	157	17.936	11	157	Presa Janez		48.153	48.169	0.016
12	154	14.445	12	154	16.288	12	154	18.063	12	154	Bonetti Paolo		48.796	49.146	0.350