



KZ1

Qualifying Heat 1D (QH1D)

Document 11

Results

Subject to scrutineering & sporting investigations

Rnk	No.	Entrant	Nat	Driver	Nat	Equipment	Laps	Gap	Interv.	Best Lap	Points
1	50	Tony Kart Racing Team	ITA	Dreezen Rick	BEL	Tony Kart / Vortex / Bridge	12			51.674	0
2	51	Tony Kart Racing Team	ITA	Ardigo' Marco	ITA	Tony Kart / Vortex / Bridge	12	0.207	0.207	51.651	2
3	4	Dtk Racing Team Poland	POL	Fore' Davide	ITA	Crg / Tm / Bridge	12	0.347	0.140	51.526	3
4	10	Praga Kart Racing	ITA	Hajek Patrik	CZE	Praga / Parilla / Bridge	12	0.538	0.191	51.596	4
5	15	Art Grand Prix Srl	ITA	Leclerc Charles	MCO	Art Gp / Tm / Bridge	12	0.839	0.301	51.614	5
6	5	Crg Spa	ITA	Thonon Jonathan	BEL	Crg / Maxter / Bridge	12	1.110	0.271	51.553	6
7	8	Birel Motorsport S.r.l.	ITA	De Conto Paolo	ITA	Birel / Tm / Bridge	12	1.450	0.340	51.523	7
8	53	Maranello Kart	ITA	De Brabander Yannick	BEL	Maranello / Tm / Bridge	12	1.692	0.242	51.494	8
9	9	Birel Motorsport S.r.l.	ITA	Toninelli Roberto	ITA	Birel / Tm / Bridge	12	2.748	1.056	51.698	9
10	44	Sodi Racing Team	FRA	Abbase Anthony	FRA	Sodi / Tm / Bridge	12	3.076	0.328	51.532	10
11	49	Tony Kart Racing Team	ITA	Camponeschi Flavio	ITA	Tony Kart / Vortex / Bridge	12	3.818	0.742	51.713	11
12	3	Crg Spa	ITA	Lennox Lamb Jordon	GBR	Crg / Parilla / Bridge	12	6.211	2.393	51.895	12
13	7	Crg Spa	ITA	Federer Fabian	ITA	Crg / Modena / Bridge	12	7.206	0.995	51.960	13
14	21	Comer Top Kart	ITA	Cesetti Sauro	ITA	Top Kart / Tm / Bridge	12	7.488	0.282	52.019	14
15	22	Dale Andrea	ITA	Dale Andrea	ITA	Crg / Tm / Bridge	12	7.754	0.266	51.747	15
16	18	Ward Racing	SWE	Kokko Henri	FIN	Tony Kart / Vortex / Bridge	12	8.837	1.083	51.941	16
17	6	Crg Holland	NLD	Van Der Raad Sinan	NLD	Crg / Tm / Bridge	12	9.462	0.625	51.936	17
18	12	Avg Racing	NLD	Davies Dylan	NLD	First / Tm / Bridge	12	10.421	0.959	52.173	18
19	19	Gazzurelli Gianni	FRA	Gazzurelli Gianni	FRA	Fa Kart / Vortex / Bridge	8	4 Laps	4 Laps	52.371	19
20	48	Tony Kart Racing Team	ITA	Torsellini Mirko	ITA	Tony Kart / Vortex / Bridge	5	7 Laps	3 Laps	52.106	20
21	1	Crg Holland	NLD	Pex Jorrit	NLD	Crg / Tm / Bridge	4	8 Laps	1 Lap	52.079	21
22	2	Crg Spa	ITA	Verstappen Max	NLD	Crg / Tm / Bridge	1	11 Laps	3 Laps	54.755	22
23	14	Art Grand Prix Srl	ITA	Hanley Benjamin	GBR	Art Gp / Tm / Bridge	1	11 Laps	1.045	55.499	23

Leaders : No.51 Ardigo' Marco (1-6) / No.50 Dreezen Rick (7-12)

Start Time : 02/06 - 10:51:48

Best Lap : No.53 De Brabander Yannick 51.494 94,37 Kph

Weather : Sunny Air : 12°C Track : Dry

Event Record : No.2 Verstappen Max 51.388 94,57 Kph



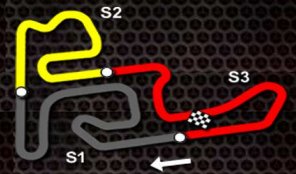
KZ1

Qualifying Heat 1D (QH1D)

Lap Chart

For information purposes. No official / regulatory value

	1	2	3	4	5	6	7	8	9	10	11	12	13	14	15	16	17	18	19	20	21	22	23
Grid	2	51	14	5	15	50	10	4	1	48	44	9	7	49	18	21	12	6	8	22	19	3	53
Start	51	2	14	5	15	50	10	4	48	1	9	49	44	21	7	12	18	6	8	22	3	53	19
Lap 1 Interval	51	X 0.4	15 0.5	50 0.2	5 0.2	10 0.0	X 0.0	48 0.3	4 0.2	1 0.1	49 0.1	9 0.2	44 0.1	8 0.4	21 0.4	53 0.1	7 0.3	6 0.3	3 0.1	12 0.2	18 0.1	22 0.1	19 0.1
Lap 2	51	50 0.9	15 0.1	10 0.2	5 0.3	48 0.2	4 0.2	1 0.4	49 0.2	9 0.1	44 0.3	8 0.0	53 0.1	21 0.4	7 0.2	3 0.5	12 0.7	6 0.0	22 0.2	18 0.2	19 0.1		
Lap 3	51	50 0.4	15 0.3	10 0.3	5 0.2	48 0.1	4 0.1	1 0.4	9 0.5	49 0.3	8 0.2	53 0.5	44 0.1	7 0.8	21 0.2	3 0.0	12 0.8	6 0.2	22 0.1	18 0.1	19 0.2		
Lap 4	51	50 0.2	15 0.4	10 0.1	5 0.2	4 0.1	48 0.3	X 0.2	9 0.4	49 0.5	8 0.1	53 0.3	44 0.4	7 1.1	3 0.1	21 0.4	12 0.5	6 0.1	22 0.1	18 0.4	19 0.1		
Lap 5	51	50 0.1	10 0.6	15 0.3	4 0.0	5 0.5	9 0.6	8 0.1	53 0.5	49 0.2	44 0.1	X 1.2	3 0.3	7 0.2	21 0.2	12 0.6	6 0.2	22 0.1	18 0.2	19 0.5			
Lap 6	51	50 0.1	10 0.3	15 0.5	4 0.1	5 0.5	8 0.6	9 0.1	53 0.2	44 0.8	49 0.1	3 1.5	7 0.2	21 0.2	12 0.6	22 0.2	6 0.1	18 0.1	19 0.8				
Lap 7	50	51 0.1	10 0.1	4 0.5	15 0.3	5 0.3	8 0.6	53 0.4	9 0.0	44 0.6	49 0.3	3 1.6	7 0.4	21 0.1	12 0.8	22 0.1	18 0.2	6 0.2	19 0.9				
Lap 8	50	51 0.3	10 0.1	4 0.1	15 0.4	5 0.3	8 0.4	53 0.3	9 0.4	44 0.4	49 0.5	3 1.7	7 0.5	21 0.2	12 0.9	22 0.1	18 0.1	6 0.2	X 1.3				
Lap 9	50	51 0.2	4 0.3	10 0.2	15 0.2	5 0.3	8 0.3	53 0.3	9 0.6	44 0.2	49 0.7	3 1.8	7 0.5	21 0.4	22 0.8	12 0.5	18 0.1	6 0.2					
Lap 10	50	51 0.1	4 0.1	10 0.2	15 0.2	5 0.4	8 0.3	53 0.2	9 0.8	44 0.2	49 0.7	3 2.0	7 0.8	21 0.2	22 0.6	18 0.7	6 0.5	12 0.2					
Lap 11	50	51 0.2	4 0.1	10 0.3	15 0.1	5 0.3	8 0.3	53 0.2	9 0.9	44 0.2	49 0.8	3 2.1	7 0.9	21 0.2	22 0.5	18 0.8	6 0.5	12 0.6					
Lap 12	50	51 0.2	4 0.1	10 0.1	15 0.3	5 0.2	8 0.3	53 0.2	9 1.0	44 0.3	49 0.7	3 2.3	7 0.9	21 0.2	22 0.2	18 1.0	6 0.6	12 0.9					



KZ1

Qualifying Heat 1D (QH1D)

Lap Time Analysis

For information purposes. No official / regulatory value

Laps	Sector 1	Sector 2	Sector 3	Lap Time	Laps	Sector 1	Sector 2	Sector 3	Lap Time	Laps	Sector 1	Sector 2	Sector 3	Lap Time
No.1 Pex Jorrit					No.6 Van Der Raad Sinan					No.7 Federer Fabian				
1	23.130	15.999	16.186	55.315	1	23.684	16.746	16.234	56.664	1	23.698	16.689	16.139	56.526
2	21.192	16.083	15.846	53.121	2	21.119	16.198	16.577	53.894	2	20.989	15.974	15.866	52.829
3	20.595	15.771	15.727	52.093	3	21.258	15.869	15.969	53.096	3	20.770	15.944	16.368	53.082
4	20.580	15.819	15.680	52.079	4	20.773	15.759	15.864	52.396	4	20.736	15.759	15.852	52.347
					5	20.874	15.750	15.797	52.421	5	20.771	16.101	15.911	52.783
					6	20.699	15.698	16.109	52.506	6	20.770	15.707	15.811	52.288
					7	21.038	15.632	15.794	52.464	7	20.614	15.677	15.786	52.077
					8	20.528	15.653	15.830	52.011	8	20.523	15.640	15.797	51.960
					9	21.003	15.647	15.770	52.420	9	20.570	15.602	15.788	51.960
					10	20.764	15.610	15.900	52.274	10	20.734	15.641	15.781	52.156
					11	20.570	15.657	15.709	51.936	11	20.609	15.660	15.777	52.046
					12	20.681	15.622	15.773	52.076	12	20.651	15.646	15.725	52.022
No.2 Verstappen Max					No.8 De Conto Paolo					No.9 Toninelli Roberto				
1	22.857	15.972	15.926	54.755	1	23.205	16.112	16.053	55.370	1	23.398	16.127	15.987	55.512
					2	21.043	15.926	15.901	52.870	2	21.215	16.033	15.793	53.041
					3	20.949	15.757	15.803	52.509	3	20.833	15.670	15.754	52.257
					4	20.562	15.678	15.706	51.946	4	20.554	15.701	15.749	52.004
					5	20.560	15.636	15.669	51.865	5	20.608	15.831	15.867	52.306
					6	20.539	15.593	15.695	51.827	6	20.849	15.661	15.697	52.207
					7	20.490	15.565	15.657	51.712					
					8	20.414	15.537	15.639	51.590					
					9	20.436	15.488	15.599	51.523					
					10	20.464	15.504	15.665	51.633					
					11	20.424	15.566	15.613	51.603					
					12	20.506	15.503	15.648	51.657					
No.3 Lennox Lamb Jordon					No.10 Hajek Patrik					No.12 Davies Dylan				
1	23.658	16.691	16.207	56.556	7	20.486	15.573	15.939	51.998	1	22.811	16.041	15.987	54.839
2	21.040	15.841	16.041	52.922	8	20.536	15.617	15.746	51.899	2	21.023	15.799	15.758	52.580
3	20.673	15.799	16.369	52.841	9	20.503	15.578	15.689	51.770	3	20.704	15.750	15.960	52.414
4	20.790	15.693	15.743	52.226	10	20.491	15.513	15.694	51.698	4	20.645	15.668	15.749	52.062
5	20.711	15.774	15.827	52.312	11	20.502	15.565	15.660	51.727	5	20.665	15.754	15.685	52.104
6	20.733	15.715	15.828	52.276	12	20.511	15.539	15.689	51.739	6	20.488	15.570	15.653	51.711
7	20.584	15.609	15.702	51.895						7	20.550	15.553	15.637	51.740
8	20.503	15.586	15.833	51.922						8	20.509	15.869	15.639	52.017
9	20.552	15.641	15.727	51.920						9	20.419	15.613	15.988	52.020
10	20.543	15.589	15.765	51.897						10	20.459	15.495	15.642	51.596
11	20.567	15.632	15.711	51.910						11	20.463	15.511	15.737	51.711
12	20.605	15.617	15.744	51.966						12	20.445	15.528	15.627	51.600
No.4 Fore' Davide					No.11 Hanley Benjamin					No.14 Hanley Benjamin				
1	23.462	15.995	15.945	55.402	1	22.739	16.078	16.682	55.499	1	22.739	16.078	16.682	55.499
2	21.061	16.091	15.673	52.825										
3	20.612	15.723	15.753	52.088										
4	20.663	15.643	15.601	51.907										
5	20.658	15.811	15.673	52.142										
6	20.645	15.634	15.686	51.965										
7	20.446	15.537	15.618	51.601										
8	20.426	15.574	15.623	51.623										
9	20.473	15.543	15.670	51.686										
10	20.446	15.501	15.579	51.526										
11	20.532	15.559	15.605	51.696										
12	20.523	15.540	15.654	51.717										
No.5 Thonon Jonathan					No.12 Davies Dylan					No.15 Leclerc Charles				
1	23.200	16.038	16.069	55.307	1	24.142	16.747	16.207	57.096	1	22.738	15.986	15.994	54.718
2	21.286	15.923	15.787	52.996	2	21.011	16.084	16.309	53.404	2	20.900	15.881	16.049	52.830
3	20.613	15.815	15.826	52.254	3	21.157	15.903	15.910	52.970	3	20.778	15.777	15.786	52.341
4	20.636	15.695	15.770	52.101	4	20.783	15.797	15.879	52.459	4	20.681	15.735	15.804	52.220
5	20.661	16.389	15.757	52.807	5	20.733	15.767	15.876	52.376	5	20.699	16.137	15.767	52.603
6	20.699	15.671	15.634	52.004	6	20.733	15.709	15.889	52.331	6	20.578	15.614	15.707	51.899
7	20.444	15.631	15.639	51.714	7	20.682	15.680	15.811	52.173	7	20.467	15.930	15.720	52.117
8	20.399	15.673	15.662	51.734	8	20.604	15.744	15.848	52.196	8	20.482	15.578	15.617	51.677
9	20.435	15.578	15.675	51.688	9	20.976	15.701	15.841	52.518	9	20.406	15.555	15.741	51.702
10	20.438	15.614	15.595	51.647	10	20.977	15.724	16.173	52.874	10	20.442	15.548	15.624	51.614
11	20.459	15.501	15.593	51.553	11	20.754	15.754	15.864	52.372	11	20.417	15.532	15.668	51.617
12	20.504	15.529	15.644	51.677	12	20.753	15.748	15.888	52.389					



KZ1

Qualifying Heat 1D (QH1D)

Lap Time Analysis

For information purposes. No official / regulatory value

Laps	Sector 1	Sector 2	Sector 3	Lap Time
12	20.511	15.509	15.724	51.744

No.18 Kokko Henri

1	24.345	16.683	16.228	57.256
2	21.014	16.038	16.786	53.838
3	21.089	15.949	15.904	52.942
4	20.877	15.769	15.966	52.612
5	20.740	15.753	15.803	52.296
6	20.676	15.686	15.817	52.179
7	20.782	15.599	15.723	52.104
8	20.627	15.645	15.774	52.046
9	20.977	15.687	15.737	52.401
10	20.564	15.611	15.772	51.947
11	20.590	15.597	15.754	51.941
12	20.534	15.757	15.716	52.007

No.19 Gazzurelli Gianni

1	24.622	16.370	16.199	57.191
2	21.063	16.012	16.559	53.634
3	21.118	16.070	15.909	53.097
4	20.808	15.873	15.844	52.525
5	20.904	15.869	15.891	52.664
6	20.834	15.827	15.834	52.495
7	20.778	15.834	15.834	52.446
8	20.728	15.768	15.875	52.371

No.21 Cesetti Sauro

1	23.437	16.556	16.050	56.043
2	21.254	15.916	15.910	53.080
3	20.883	16.152	16.516	53.551
4	21.140	15.777	15.884	52.801
5	20.737	15.762	15.848	52.347
6	20.792	15.753	15.733	52.278
7	20.603	15.696	15.720	52.019
8	20.589	15.697	15.763	52.049
9	20.642	15.639	15.818	52.099
10	20.640	15.655	15.742	52.037
11	20.645	15.666	15.718	52.029
12	20.633	15.674	15.728	52.035

No.22 Dale Andrea

1	24.328	16.669	16.210	57.207
2	20.973	16.131	16.355	53.459
3	21.155	15.863	15.956	52.974
4	20.747	15.791	15.838	52.376
5	20.910	15.801	15.747	52.458
6	20.728	15.666	15.810	52.204
7	20.616	15.720	15.734	52.070
8	20.584	15.790	15.790	52.164
9	20.552	15.598	15.696	51.846

Laps	Sector 1	Sector 2	Sector 3	Lap Time
10	20.537	15.631	15.703	51.871

11	20.600	15.669	15.634	51.903
12	20.510	15.560	15.677	51.747

No.44 Abbasse Anthony

1	23.152	16.121	15.947	55.220
2	21.360	15.911	15.972	53.243
3	20.899	15.757	16.586	53.242
4	20.613	15.739	15.715	52.067
5	20.719	15.591	15.782	52.092
6	20.632	15.714	15.735	52.081
7	20.475	15.505	15.657	51.637
8	20.532	15.503	15.610	51.645
9	20.390	15.507	15.635	51.532
10	20.504	15.549	15.698	51.751
11	20.553	15.558	15.636	51.747
12	20.576	15.519	15.695	51.790

No.48 Torsellini Mirko

1	22.935	16.057	16.044	55.036
2	21.198	15.907	15.747	52.852
3	20.673	15.715	15.718	52.106
4	20.756	16.052	15.668	52.476
5	20.681	16.121	18.538	55.340

No.49 Camponeschi Flavio

1	23.000	16.102	15.952	55.054
2	21.294	15.946	15.915	53.155
3	21.258	15.729	15.795	52.782
4	20.663	15.708	15.765	52.136
5	20.832	15.701	16.310	52.843
6	20.681	15.982	15.724	52.387
7	20.581	15.568	15.668	51.817
8	20.513	15.571	15.712	51.796
9	20.548	15.570	15.693	51.811
10	20.498	15.555	15.684	51.737
11	20.579	15.542	15.661	51.782
12	20.477	15.521	15.715	51.713

No.50 Dreezen Rick

1	22.755	16.010	16.031	54.796
2	20.882	15.822	15.787	52.491
3	20.646	15.736	15.762	52.144
4	20.614	15.749	15.743	52.106
5	20.654	15.688	15.711	52.053
6	20.625	15.659	15.701	51.985
7	20.534	15.610	15.675	51.819
8	20.501	15.596	15.673	51.770
9	20.492	15.595	15.687	51.774
10	20.465	15.542	15.740	51.747

Laps	Sector 1	Sector 2	Sector 3	Lap Time
11	20.482	15.572	15.620	51.674

12	20.505	15.525	15.722	51.752
----	--------	---------------	--------	--------

No.51 Ardigo' Marco

1	22.563	15.999	15.896	54.458
2	20.929	15.898	15.910	52.737
3	20.809	15.876	15.905	52.590
4	20.706	15.816	15.795	52.317
5	20.640	15.699	15.764	52.103
6	20.601	15.678	15.769	52.048
7	20.784	15.628	15.659	52.071
8	20.550	15.837	15.626	52.013
9	20.420	15.588	15.681	51.689
10	20.455	15.559	15.637	51.651
11	20.516	15.599	15.585	51.700
12	20.505	15.534	15.712	51.751

No.53 De Brabander Yannick

1	23.091	16.568	16.064	55.723
2	20.816	15.807	15.813	52.436
3	20.994	15.705	16.149	52.848
4	20.480	15.629	15.646	51.755
5	20.702	15.588	15.827	52.117
6	20.479	15.564	15.653	51.696
7	20.468	15.559	15.657	51.684
8	20.351	15.525	15.618	51.494
9	20.391	15.546	15.597	51.534
10	20.400	15.493	15.651	51.544
11	20.431	15.528	15.698	51.657
12	20.475	15.575	15.556	51.606















KZ1

Qualifying Heat 1D (QH1D)

Document 10

Starting Grid

Subject to scrutineering & sporting investigations

53	De Brabander Yannick Maranello / Tm / Bridge		12		
19	Gazzurelli Gianni Fa Kart / Vortex / Bridge		11	3	Lennox Lamb Jordan Crg / Parilla / Bridge
8	De Conto Paolo Birel / Tm / Bridge		10	22	Dale Andrea Crg / Tm / Bridge
12	Davies Dylan First / Tm / Bridge		9	6	Van Der Raad Sinan Crg / Tm / Bridge
18	Kokko Henri Tony Kart / Vortex / Bridge		8	21	Cesetti Sauro Top Kart / Tm / Bridge
7	Federer Fabian Crg / Modena / Bridge		7	49	Camponeschi Flavio Tony Kart / Vortex / Bridge
44	Abbase Anthony Sodi / Tm / Bridge		6	9	Toninelli Roberto Birel / Tm / Bridge
1	Pex Jorrit Crg / Tm / Bridge		5	48	Torsellini Mirko Tony Kart / Vortex / Bridge
10	Hajek Patrik Praga / Parilla / Bridge		4	4	Fore' Davide Crg / Tm / Bridge
15	Leclerc Charles Art Gp / Tm / Bridge		3	50	Dreezen Rick Tony Kart / Vortex / Bridge
14	Hanley Benjamin Art Gp / Tm / Bridge		2	5	Thonon Jonathan Crg / Maxter / Bridge
2	Verstappen Max Crg / Tm / Bridge		1	51	Ardigo' Marco Tony Kart / Vortex / Bridge

POLE POSITION

