



Genk 26 - 30.06.2013



KZ



CIK-FIA European Championship (Rd2)

KZ

**Free Practice 7
Results**

Document 5

Subject to scrutineering & sporting investigations

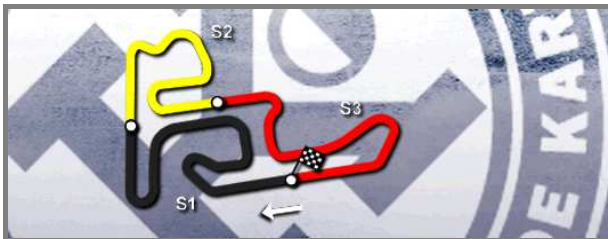
Rnk	No.	Entrant	Nat	Driver	Nat	Equipment	Sector 1	Sector 2	Sector 3	Time	Gap	Laps	dB
1	2	Birel Motorsport	ITA	De Conto, Paolo	ITA	Birel / TM / B'stone	19.454	20.119	19.753	59.326		11	108.0
2	26	Sodikart	FRA	Abbase, Anthony	FRA	Sodi / TM / B'stone	25.105	19.126	19.012	1:03.243	3.917	8	111.0
3	23	Tony Kart Racing Team	ITA	Ardigo, Marco	ITA	Tony Kart / Vortex / B'stone	25.151	19.325	19.047	1:03.523	4.197	12	110.5
4	32	Tony Kart Racing Team	ITA	Camponeschi, Flavio	ITA	Tony Kart / Vortex / B'stone	24.985	19.409	19.441	1:03.835	4.509	13	111.0
5	3	ART Grand Prix Srl	ITA	Hanley, Ben	GBR	ART GP / TM / B'stone	25.400	19.132	19.347	1:03.879	4.553	7	110.5
6	27	Tony Kart Racing Team	ITA	Dreezen, Rick	BEL	Tony Kart / Vortex / B'stone	25.223	19.360	19.321	1:03.904	4.578	12	109.5
7	34	ART Grand Prix Srl	ITA	Leclerc, Charles	MCO	ART GP / TM / B'stone	25.219	19.356	19.334	1:03.909	4.583	11	110.0
8	24	CRG SpA	ITA	Verstappen, Max	NLD	CRG / TM / B'stone	25.289	19.492	19.180	1:03.961	4.635	13	111.0
9	1	Intrepid Driver Program	ITA	Lammers, Bas	NLD	Intrepid / TM / B'stone	25.349	19.320	19.330	1:03.999	4.673	11	110.5
10	30	Tony Kart Racing Team	ITA	Torsellini, Mirko	ITA	Tony Kart / Vortex / B'stone	25.334	19.284	19.478	1:04.096	4.770	13	112.0
11	22	CRG Holland	NLD	Pex, Jorrit	NLD	CRG / TM / B'stone	25.377	19.422	19.395	1:04.194	4.868	12	110.5
12	11	DTK Racing Team Polan	POL	Fore, Davide	ITA	CRG / TM / B'stone	25.348	19.618	19.279	1:04.245	4.919	12	110.5
13	20	Solgat Motorsport	DEU	Geurts, Verdi	NLD	Birel / TM / B'stone	25.675	19.434	19.230	1:04.339	5.013	13	110.0
14	29	Maranello Kart	ITA	De Brabander, Yannick	BEL	Maranello / TM / B'stone	25.282	19.473	19.658	1:04.413	5.087	13	112.5
15	31	CRG SpA	ITA	Lennox Lamb, Jordon	GBR	CRG / Parilla / B'stone	25.567	19.393	19.504	1:04.464	5.138	11	111.5
16	33	AVG Racing	NLD	Davies, Dylan	NLD	First / TM / B'stone	25.701	19.424	19.401	1:04.526	5.200	12	109.5
17	38	Comer	ITA	Cesetti, Sauro	ITA	Top Kart / TM / B'stone	25.784	19.461	19.491	1:04.736	5.410	11	110.5
18	40	Energy Germany	DEU	Di Martino, Michele	DEU	Energy / TM / B'stone	25.736	19.558	19.553	1:04.847	5.521	13	110.5
19	37	Birel Motorsport	ITA	Toninelli, Roberto	ITA	Birel / TM / B'stone	25.504	19.843	19.649	1:04.996	5.670	12	108.0
20	21	Ward Racing	SWE	Kokko, Henri	FIN	Tony Kart / Vortex / B'stone	25.924	19.625	19.781	1:05.330	6.004	12	109.0
21	7	CRG SpA	ITA	Thonon, Jonathan	BEL	CRG / Maxter / B'stone	25.863	19.971	19.619	1:05.453	6.127	10	112.0
22	18	CRG Holland	NLD	Van Der Raad, Sinan	NLD	CRG / TM / B'stone	26.092	19.944	19.648	1:05.684	6.358	12	111.5
23	25	Gazzurelli, Gianni	FRA	Gazzurelli, Gianni	FRA	FA Kart / Vortex / B'stone	26.213	19.807	19.686	1:05.706	6.380	10	109.5
24	39	Kievitsbosch, Arjan	NLD	Kievitsbosch, Arjan	NLD	RK / Modena Engines / B'ston	27.122	20.643	20.215	1:07.980	8.654	7	111.5
25	35	Ward Racing	SWE	Fasberg, Andreas	DNK	Tony Kart / Vortex / B'stone	28.532	20.933	24.934	1:14.399	15.073	3	105.5

Start Time : 28/06 - 12:20:02

Best Lap : No.2 De Conto, Paolo

59.326 82.52 Kph

Weather : Rainy Air : 13°C Track : Wet



KZ

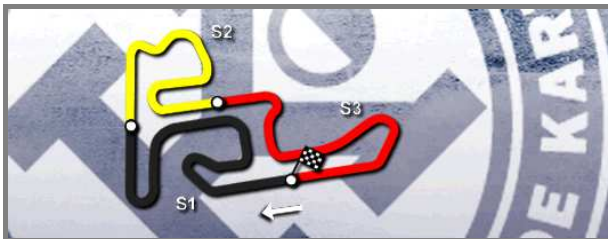
Free Practice 7

Best Sectors Analysis

For information purposes. No official / regulatory value

S1			S2			S3		
Rnk	No.	Time	Rnk	No.	Time	Rnk	No.	Time
1	35	18.407	1	26	19.033	1	26	19.012
2	2	19.454	2	3	19.132	2	23	19.047
3	32	24.985	3	24	19.139	3	30	19.155
4	26	25.105	4	31	19.222	4	24	19.170
5	23	25.121	5	22	19.253	5	20	19.212
6	34	25.178	6	1	19.264	6	27	19.225
7	29	25.197	7	32	19.266	7	11	19.273
8	27	25.212	8	30	19.284	8	34	19.311
9	24	25.228	9	27	19.302	9	1	19.316
10	30	25.334	10	23	19.325	10	3	19.347
11	11	25.348	11	34	19.356	11	32	19.382
12	1	25.349	12	40	19.358	12	38	19.384
13	22	25.377	13	38	19.365	13	22	19.391
14	3	25.400	14	33	19.424	14	33	19.401
15	37	25.504	15	20	19.429	15	40	19.422
16	20	25.559	16	29	19.473	16	37	19.483
17	31	25.567	17	11	19.493	17	31	19.504
18	33	25.658	18	37	19.605	18	2	19.536
19	40	25.736	19	21	19.607	19	29	19.554
20	38	25.763	20	25	19.613	20	7	19.608
21	7	25.786	21	2	19.907	21	18	19.648
22	21	25.924	22	18	19.944	22	25	19.686
23	18	26.084	23	7	19.971	23	21	19.724
24	25	26.213	24	39	20.643	24	39	20.073
25	39	26.530	25	35	20.933	25	35	21.070

Ideal Lap Times						
Rnk	No.	Driver	Nat	Ideal Lap	Best Lap	Diff.
1	2	De Conto, Paolo	ITA	58.897	59.326	0.429
2	35	Fasberg, Andreas	DNK	1:00.410	1:14.399	13.989
3	26	Abbasse, Anthony	FRA	1:03.150	1:03.243	0.093
4	23	Ardigo, Marco	ITA	1:03.493	1:03.523	0.030
5	24	Verstappen, Max	NLD	1:03.537	1:03.961	0.424
6	32	Camponeschi, Flavio	ITA	1:03.633	1:03.835	0.202
7	27	Dreezen, Rick	BEL	1:03.739	1:03.904	0.165
8	30	Torsellini, Mirko	ITA	1:03.773	1:04.096	0.323
9	34	Leclerc, Charles	MCO	1:03.845	1:03.909	0.064
10	3	Hanley, Ben	GBR	1:03.879	1:03.879	
11	1	Lammers, Bas	NLD	1:03.929	1:03.999	0.070
12	22	Pex, Jorrit	NLD	1:04.021	1:04.194	0.173
13	11	Fore, Davide	ITA	1:04.114	1:04.245	0.131
14	20	Geurts, Verdi	NLD	1:04.200	1:04.339	0.139
15	29	De Brabander, Yannick	BEL	1:04.224	1:04.413	0.189
16	31	Lennox Lamb, Jordon	GBR	1:04.293	1:04.464	0.171
17	33	Davies, Dylan	NLD	1:04.483	1:04.526	0.043
18	38	Cesetti, Sauro	ITA	1:04.512	1:04.736	0.224
19	40	Di Martino, Michele	DEU	1:04.516	1:04.847	0.331
20	37	Toninelli, Roberto	ITA	1:04.592	1:04.996	0.404
21	21	Kokko, Henri	FIN	1:05.255	1:05.330	0.075
22	7	Thonon, Jonathan	BEL	1:05.365	1:05.453	0.088
23	25	Gazzurelli, Gianni	FRA	1:05.512	1:05.706	0.194
24	18	Van Der Raad, Sinan	NLD	1:05.676	1:05.684	0.008
25	39	Kievitsbosch, Arjan	NLD	1:07.246	1:07.980	0.734



KZ

Free Practice 7
Lap Time Analysis

For information purposes. No official / regulatory value

Laps	Sector 1	Sector 2	Sector 3	Lap Time
No.1 Lammers, Bas				
1	30.375	20.833	19.909	1:11.117
2	26.338	20.309	19.908	1:06.555
3	26.075	19.626	19.427	1:05.128
4	25.670	19.586	19.428	1:04.684
5	25.507	19.646	19.657	1:04.810
6	25.614	19.859	3:02.278	3:47.751
7	25.672	19.630	19.422	1:04.724
8	25.506	19.412	19.772	1:04.690
9	25.672	19.311	19.316	1:04.299
10	25.511	19.264	19.379	1:04.154
11	25.349	19.320	19.330	1:03.999

Laps	Sector 1	Sector 2	Sector 3	Lap Time
No.2 De Conto, Paolo				
1	27.676	20.663	20.424	1:08.763
2	25.843	20.098	19.584	1:05.525
3	19.454	20.119	19.753	59.326
4	25.747	20.068	19.948	1:05.763
5	26.173	19.907	19.701	1:05.781
6	27.014	20.015	1:38.914	2:25.943
7	27.660	21.280	20.076	1:09.016
8	26.729	21.077	20.085	1:07.891
9	26.170	20.788	1:43.979	2:30.937
10	26.106	19.951	19.617	1:05.674
11	26.115	20.631	19.536	1:06.282

Laps	Sector 1	Sector 2	Sector 3	Lap Time
No.3 Hanley, Ben				
1	30.562	21.087	20.807	1:12.456
2	27.204	20.356	19.732	1:07.292
3	26.067	19.466	19.651	1:05.184
4	25.587	19.540	19.548	1:04.675
5	26.035	19.367	19.435	1:04.837
6	25.487	19.229	19.450	1:04.166
7	25.400	19.132	19.347	1:03.879

Laps	Sector 1	Sector 2	Sector 3	Lap Time
No.7 Thonon, Jonathan				
1	29.377	21.647	21.462	1:12.486
2	27.458	21.163	1:12.757	2:01.378
3	26.884	20.777	20.385	1:08.046
4	26.565	21.052	2:36.176	3:23.793
5	26.263	20.223	20.090	1:06.576
6	26.937	20.674	1:12.540	2:00.151
7	25.990	20.447	19.608	1:06.045
8	25.863	19.971	19.619	1:05.453
9	25.786	20.115	19.808	1:05.709
10	25.831	20.044	19.669	1:05.544

Laps	Sector 1	Sector 2	Sector 3	Lap Time
No.11 Fore, Davide				
1	29.655	21.471	20.141	1:11.267
2	26.165	20.175	19.600	1:05.940

Laps	Sector 1	Sector 2	Sector 3	Lap Time
3	25.879	19.879	19.620	1:05.378
4	25.948	19.804	19.522	1:05.274
5	25.763	19.713	19.619	1:05.095
6	25.873	19.906	19.483	1:05.262
7	25.751	19.797	1:38.472	2:24.020
8	26.904	19.614	19.273	1:05.791
9	25.748	19.630	19.942	1:05.320
10	25.477	19.493	19.353	1:04.323
11	25.348	19.618	19.279	1:04.245
12	25.616	19.608	20.144	1:05.368

Laps	Sector 1	Sector 2	Sector 3	Lap Time
No.18 Van Der Raad, Sinan				
1	32.251	24.166	21.662	1:18.079
2	27.572	20.547	20.369	1:08.488
3	26.591	20.748	20.031	1:07.370
4	26.410	20.185	20.122	1:06.717
5	26.279	20.166	20.029	1:06.474
6	26.084	20.007	19.929	1:06.020
7	26.179	20.087	20.283	1:06.549
8	26.114	20.278	20.041	1:06.433
9	26.358	21.022	19.744	1:07.124
10	26.192	20.061	19.715	1:05.968
11	26.186	19.965	19.681	1:05.832
12	26.092	19.944	19.648	1:05.684

Laps	Sector 1	Sector 2	Sector 3	Lap Time
No.20 Geurts, Verdi				
1	26.962	19.812	19.741	1:06.515
2	25.946	19.848	19.488	1:05.282
3	25.775	21.453	19.914	1:07.142
4	26.021	20.022	19.720	1:05.763
5	26.049	19.914	19.765	1:05.728
6	26.092	19.745	19.723	1:05.560
7	25.905	19.628	1:33.229	2:18.762
8	25.954	19.689	19.212	1:04.855
9	26.121	19.545	19.353	1:05.019
10	25.767	19.623	19.285	1:04.675
11	25.559	19.752	19.274	1:04.585
12	25.633	19.429	19.328	1:04.390
13	25.675	19.434	19.230	1:04.339

Laps	Sector 1	Sector 2	Sector 3	Lap Time
No.21 Kokko, Henri				
1	29.573	20.634	20.407	1:10.614
2	27.341	21.458	20.433	1:09.232
3	26.679	20.153	20.388	1:07.220
4	26.577	21.410	1:27.824	2:15.811
5	26.255	19.746	19.924	1:05.925
6	26.043	19.612	19.726	1:05.381
7	25.983	19.655	19.737	1:05.375
8	25.961	19.683	19.724	1:05.368
9	25.924	19.625	19.781	1:05.330

Laps	Sector 1	Sector 2	Sector 3	Lap Time
10	26.242	19.888	19.794	1:05.924
11	26.821	20.142	1:20.901	2:07.864
12	26.287	19.607	19.896	1:05.790

Laps	Sector 1	Sector 2	Sector 3	Lap Time
No.22 Pex, Jorrit				
1	27.991	20.441	19.979	1:08.411
2	25.970	20.294	19.812	1:06.076
3	25.789	19.648	19.685	1:05.122
4	25.915	19.739	19.733	1:05.387
5	25.754	19.693	19.674	1:05.121
6	25.659	19.816	19.552	1:05.027
7	26.410	20.857	1:28.774	2:16.041
8	25.440	19.639	19.391	1:04.470
9	25.377	19.422	19.395	1:04.194
10	25.699	19.449	19.775	1:04.923
11	25.740	19.926	52.291	1:37.957
12	25.546	19.253	19.584	1:04.383

Laps	Sector 1	Sector 2	Sector 3	Lap Time
No.23 Ardigo, Marco				
1	26.912	19.942	19.536	1:06.390
2	25.740	19.588	19.413	1:04.741
3	25.743	19.615	19.497	1:04.855
4	25.878	19.653	19.316	1:04.847
5	26.181	19.576	1:11.095	1:56.852
6	25.397	20.728	19.386	1:05.511
7	25.271	19.466	19.174	1:03.911
8	25.159	19.464	19.306	1:03.929
9	25.121	19.465	19.139	1:03.725
10	25.422	19.590	1:24.066	2:09.078
11	25.521	19.500	19.346	1:04.367
12	25.151	19.325	19.047	1:03.523

Laps	Sector 1	Sector 2	Sector 3	Lap Time
No.24 Verstappen, Max				
1	28.655	20.912	19.991	1:09.558
2	26.069	19.932	19.727	1:05.728
3	25.773	19.358	19.353	1:04.484
4	25.378	19.391	19.463	1:04.232
5	25.255	19.500	19.285	1:04.040
6	25.770	19.815	19.170	1:04.755
7	25.917	19.139	19.442	1:04.498
8	25.289	19.492	19.180	1:03.961
9	25.531	19.292	1:04.806	1:49.629
10	25.504	19.587	19.442	1:04.533
11	25.228	19.535	19.328	1:04.091
12	25.273	19.406	19.305	1:03.984
13	25.493	19.364	19.174	1:04.031

Laps	Sector 1	Sector 2	Sector 3	Lap Time
No.25 Gazzarelli, Gianni				
1	29.206	20.276	20.074	1:09.556
2	27.045	20.428	19.947	1:07.420



KZ

Free Practice 7
Lap Time Analysis

For information purposes. No official / regulatory value

Laps	Sector 1	Sector 2	Sector 3	Lap Time
3	26.350	20.290	20.448	1:07.088
4	26.286	19.813	20.062	1:06.161
5	26.334	19.613	20.032	1:05.979
6	26.213	19.807	19.686	1:05.706
7	26.687	19.897	2:52.093	3:38.677
8	27.355	20.527	20.987	1:08.869
9	26.687	21.136	19.872	1:07.695
10	26.526	19.920	19.890	1:06.336

No.26 Abbasse, Anthony

1	26.110	22.619	19.403	1:08.132
2	25.741	20.779	19.786	1:06.306
3	25.802	19.287	19.465	1:04.554
4	25.352	19.286	19.600	1:04.238
5	25.533	20.765	1:18.675	2:04.973
6	25.490	19.436	19.270	1:04.196
7	25.186	19.033	19.029	1:03.248
8	25.105	19.126	19.012	1:03.243

No.27 Dreezen, Rick

1	31.208	20.311	19.640	1:11.159
2	25.716	20.146	19.532	1:05.394
3	25.332	19.585	19.834	1:04.751
4	25.613	19.492	19.306	1:04.411
5	25.403	19.650	1:05.053	1:50.106
6	25.275	19.438	19.319	1:04.032
7	25.267	19.302	19.340	1:03.909
8	25.212	19.478	19.249	1:03.939
9	25.223	19.360	19.321	1:03.904
10	28.957	19.529	59.398	1:47.884
11	25.279	19.462	19.247	1:03.988
12	25.252	19.443	19.225	1:03.920

No.29 De Brabander, Yannick

1	28.358	20.083	19.887	1:08.328
2	25.699	19.773	19.658	1:05.130
3	25.380	19.506	19.712	1:04.598
4	25.636	19.697	19.891	1:05.224
5	25.561	19.670	19.784	1:05.015
6	25.607	19.734	19.763	1:05.104
7	25.329	19.543	19.554	1:04.426
8	25.761	19.870	1:10.246	1:55.877
9	25.738	19.539	19.676	1:04.953
10	25.721	19.683	19.565	1:04.969
11	25.649	19.846	19.558	1:05.053
12	25.282	19.473	19.658	1:04.413
13	25.197	19.683	19.591	1:04.471

No.30 Torsellini, Mirko

1	29.135	21.490	20.001	1:10.626
---	--------	--------	--------	----------

2	25.813	20.234	19.549	1:05.596
3	26.179	19.589	19.665	1:05.433
4	25.890	19.686	19.576	1:05.152
5	25.703	20.297	19.497	1:05.497
6	25.492	19.501	19.517	1:04.510
7	25.771	19.718	19.291	1:04.780
8	25.639	19.677	1:28.666	2:13.982
9	25.893	19.440	19.240	1:04.573
10	25.334	19.284	19.478	1:04.096
11	26.084	19.398	19.452	1:04.934
12	25.560	19.405	19.155	1:04.120
13	25.431	19.589	19.277	1:04.297

No.31 Lennox Lamb, Jordon

1	28.657	20.072	20.025	1:08.754
2	26.687	19.777	19.791	1:06.255
3	25.970	19.768	19.793	1:05.531
4	25.812	19.678	19.817	1:05.307
5	25.980	19.644	21.115	1:06.739
6	25.891	19.818	2:32.918	3:18.627
7	25.867	19.621	19.966	1:05.454
8	29.254	21.248	19.954	1:10.456
9	25.567	19.393	19.504	1:04.464
10	26.504	19.375	19.585	1:05.464
11	25.614	19.222	19.710	1:04.546

No.32 Camponeschi, Flavio

1	29.389	20.562	20.169	1:10.120
2	26.077	19.429	19.764	1:05.270
3	25.503	22.938	19.500	1:07.941
4	25.926	19.425	19.461	1:04.812
5	25.899	19.581	19.502	1:04.982
6	25.591	19.482	19.616	1:04.689
7	25.543	19.409	1:18.337	2:03.289
8	25.681	20.526	19.526	1:05.733
9	25.665	19.266	19.430	1:04.361
10	25.252	19.493	19.523	1:04.268
11	25.260	19.319	19.537	1:04.116
12	25.327	19.480	19.382	1:04.189
13	24.985	19.409	19.441	1:03.835

No.33 Davies, Dylan

1	27.310	20.158	19.778	1:07.246
2	26.105	19.600	19.706	1:05.411
3	25.691	19.609	19.774	1:05.074
4	26.363	19.869	19.607	1:05.839
5	25.658	20.074	19.410	1:05.142
6	25.691	19.564	19.752	1:05.007
7	25.757	19.530	1:52.107	2:37.394
8	25.719	19.541	19.418	1:04.678

9	25.758	19.743	19.457	1:04.958
10	25.701	19.424	19.401	1:04.526
11	25.672	19.583	19.416	1:04.671
12	25.755	19.908	19.755	1:05.418

No.34 Leclerc, Charles

1	29.464	21.087	21.924	1:12.475
2	27.329	20.786	20.066	1:08.181
3	25.319	20.028	19.484	1:04.831
4	25.408	19.680	19.311	1:04.399
5	25.342	19.597	19.476	1:04.415
6	25.367	19.569	19.328	1:04.264
7	25.405	19.547	19.453	1:04.405
8	25.555	19.718	1:43.911	2:29.184
9	28.056	19.702	19.353	1:07.111
10	25.178	19.366	19.486	1:04.030
11	25.219	19.356	19.334	1:03.909

No.35 Fasberg, Andreas

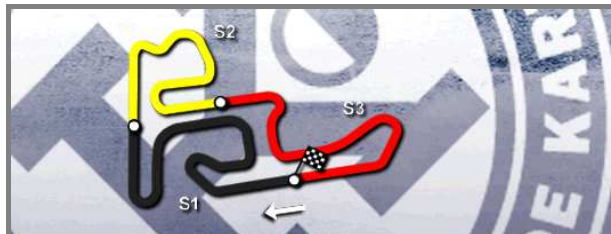
1	28.532	20.933	24.934	1:14.399
2	18.407	23.784	1:08.596	1:50.787
3	2:10.211	23.603	21.070	2:54.884

No.37 Toninelli, Roberto

1	27.842	20.572	20.166	1:08.580
2	26.440	20.776	20.196	1:07.412
3	26.625	20.524	1:27.220	2:14.369
4	31.441	20.235	19.816	1:11.492
5	26.146	20.119	20.037	1:06.302
6	26.541	19.605	20.057	1:06.203
7	27.823	20.155	19.831	1:07.809
8	25.922	20.028	19.768	1:05.718
9	25.883	19.967	19.483	1:05.333
10	25.727	19.888	19.725	1:05.340
11	26.101	19.753	19.815	1:05.669
12	25.504	19.843	19.649	1:04.996

No.38 Cesetti, Sauro

1	36.285	20.342	19.656	1:16.283
2	26.263	19.977	19.817	1:06.057
3	26.043	19.947	19.761	1:05.751
4	25.958	19.639	19.547	1:05.144
5	26.091	20.711	2:50.660	3:37.462
6	26.297	19.425	19.546	1:05.268
7	25.811	19.459	19.554	1:04.824
8	25.784	19.461	19.491	1:04.736
9	25.816	19.365	19.593	1:04.774
10	25.763	19.505	19.808	1:05.076
11	35.072	20.343	19.384	1:14.799



KZ

**Free Practice 7
Lap Time Analysis**

For information purposes. No official / regulatory value

Laps Sector 1 Sector 2 Sector 3 Lap Time

No.39 Kievitsbosch, Arjan

1	29.741	21.607	20.780	1:12.128
2	27.371	21.142	20.423	1:08.936
3	27.270	20.653	20.323	1:08.246
4	26.530	23.552	20.925	1:11.007
5	27.309	22.245	2:01.436	2:50.990
6	27.122	20.643	20.215	1:07.980
7	26.546	21.722	20.073	1:08.341

No.40 Di Martino, Michele

1	28.529	20.168	19.871	1:08.568
2	26.074	20.107	20.041	1:06.222
3	26.083	19.984	19.814	1:05.881
4	26.026	19.813	19.574	1:05.413
5	26.368	19.949	19.785	1:06.102
6	25.988	19.451	19.586	1:05.025
7	26.810	19.434	19.857	1:06.101
8	26.123	19.358	19.497	1:04.978
9	25.808	20.848	19.490	1:06.146
10	25.736	19.558	19.553	1:04.847
11	26.147	19.452	19.422	1:05.021
12	25.868	19.431	19.594	1:04.893
13	25.755	19.538	19.881	1:05.174