

Genk 26 - 30.06.2013



KZ



CIK-FIA European Championship (Rd2)

KZ

**Qualifying Heat 1 (QH1)
Results**

Document 10

Subject to scrutineering & sporting investigations

Rnk	No.	Entrant	Nat	Driver	Nat	Equipment	Laps	Gap	Interv.	Best Lap	Points
1	24	CRG SpA	ITA	Verstappen, Max	NLD	CRG / TM / B'stone	12			1:03.558	0
2	22	CRG Holland	NLD	Pex, Jorrit	NLD	CRG / TM / B'stone	12	7.751	7.751	1:04.275	2
3	23	Tony Kart Racing Team	ITA	Ardigo, Marco	ITA	Tony Kart / Vortex / B'stone	12	7.790	0.039	1:03.718	3
4	7	CRG SpA	ITA	Thonon, Jonathan	BEL	CRG / Maxter / B'stone	12	8.030	0.240	1:04.101	4
5	31	CRG SpA	ITA	Lennox Lamb, Jordon	GBR	CRG / Parilla / B'stone	12	8.523	0.493	1:03.809	5
6	34	ART Grand Prix Srl	ITA	Leclerc, Charles	MCO	ART GP / TM / B'stone	12	10.640	2.117	1:04.387	6
7	3	ART Grand Prix Srl	ITA	Hanley, Ben	GBR	ART GP / TM / B'stone	12	14.494	3.854	1:04.261	7
8	26	Sodikart	FRA	Abbasse, Anthony	FRA	Sodi / TM / B'stone	12	19.049	4.555	1:03.967	8
9	30	Tony Kart Racing Team	ITA	Torsellini, Mirko	ITA	Tony Kart / Vortex / B'stone	12	19.768	0.719	1:04.367	9
10	40	Energy Germany	DEU	Di Martino, Michele	DEU	Energy / TM / B'stone	12	20.176	0.408	1:04.416	10
11	1	Intrepid Driver Program	ITA	Lammers, Bas	NLD	Intrepid / TM / B'stone	12	21.506	1.330	1:05.048	11
12	32	Tony Kart Racing Team	ITA	Camponeschi, Flavio	ITA	Tony Kart / Vortex / B'stone	12	21.823	0.317	1:04.332	12
13	38	Comer	ITA	Cesetti, Sauro	ITA	Top Kart / TM / B'stone	12	22.265	0.442	1:04.619	13
14	2	Birel Motorsport	ITA	De Conto, Paolo	ITA	Birel / TM / B'stone	12	22.807	0.542	1:04.992	14
15	27	Tony Kart Racing Team	ITA	Dreezen, Rick	BEL	Tony Kart / Vortex / B'stone	12	23.934	1.127	1:04.522	15
16	33	AVG Racing	NLD	Davies, Dylan	NLD	First / TM / B'stone	12	24.510	0.576	1:04.903	16
17	21	Ward Racing	SWE	Kokko, Henri	FIN	Tony Kart / Vortex / B'stone	12	25.202	0.692	1:05.151	17
18	37	Birel Motorsport	ITA	Toninelli, Roberto	ITA	Birel / TM / B'stone	12	25.803	0.601	1:04.248	18
19	39	Kievitsbosch, Arjan	NLD	Kievitsbosch, Arjan	NLD	RK / Modena Engines / B'stone	12	29.016	3.213	1:05.126	19
20	20	Solgat Motorsport	DEU	Geurts, Verdi	NLD	Birel / TM / B'stone	12	30.196	1.180	1:05.374	20
21	25	Gazzurelli, Gianni	FRA	Gazzurelli, Gianni	FRA	FA Kart / Vortex / B'stone	12	30.474	0.278	1:04.789	21
22	18	CRG Holland	NLD	Van Der Raad, Sinan	NLD	CRG / TM / B'stone	12	35.778	5.304	1:05.706	22
23	29	Maranello Kart	ITA	De Brabander, Yannick	BEL	Maranello / TM / B'stone	11	1 Lap	1 Lap	1:04.644	23
24	35	Ward Racing	SWE	Fasberg, Andreas	DNK	Tony Kart / Vortex / B'stone	6	6 Laps	5 Laps	1:06.073	24
25	11	DTK Racing Team Poland	POL	Fore, Davide	ITA	CRG / TM / B'stone	0	12 Laps	6 Laps		25

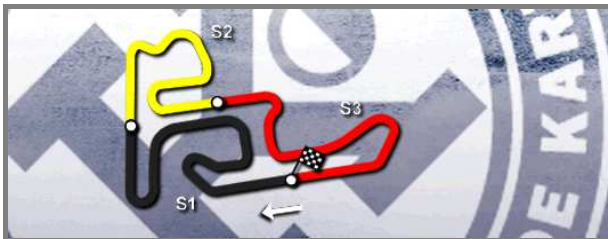
Leaders : No.22 Pex, Jorrit (1-2) / No.24 Verstappen, Max (3-12)

Start Time : 29/06 - 11:54:24

Best Lap : No.24 Verstappen, Max 1:03.558 77.03 Kph

Weather : Cloudy Air : 14°C Track : Wet

Event Record : No.24 Verstappen, Max 51.385 95.28 Kph



Genk 26 - 30.06.2013



KZ



CIK-FIA European Championship (Rd2)

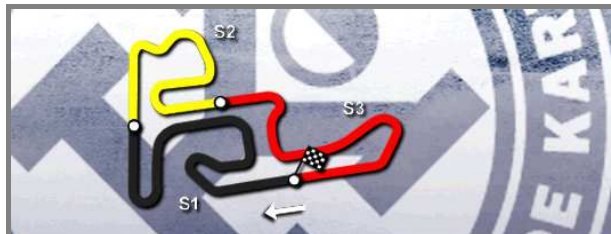
KZ

Qualifying Heat 1 (QH1)

Lap Chart

For information purposes. No official / regulatory value

	1	2	3	4	5	6	7	8	9	10	11	12	13	14	15	16	17	18	19	20	21	22	23	24	25
Grid	24	22	31	26	7	34	11	27	2	23	3	1	37	32	30	29	20	33	40	38	21	35	18	39	25
Start	22	24	31	26	34	7	27	11	2	1	3	23	37	32	30	20	29	33	40	38	21	35	39	18	25
Lap 1 Interval	22	24 0.3	7 0.3	34 0.6	31 1.0	1 0.0	3 0.7	2 0.0	23 0.1	30 0.2	40 0.7	37 0.4	33 0.3	29 0.1	38 0.4	20 0.1	32 0.1	21 0.8	25 0.5	39 0.2	26 0.0	18 0.7	27 0.6	35 0.3	
Lap 2	22	24 0.2	7 0.3	34 0.3	1 2.0	31 0.3	3 0.2	23 0.5	2 1.0	30 0.1	40 0.3	37 0.3	33 0.2	38 0.2	20 0.7	32 0.1	21 0.4	26 0.0	25 1.1	27 0.7	39 0.2	18 0.8	35 0.5	29 20.9	
Lap 3	24	22 1.0	7 0.5	34 0.1	31 2.1	1 0.1	3 0.4	23 0.2	2 1.8	40 0.3	30 0.1	37 0.6	33 0.3	38 0.1	32 0.9	26 0.2	21 0.3	27 0.9	20 0.8	25 0.1	39 0.2	35 1.1	18 0.7	29 19.7	
Lap 4	24	22 1.9	7 0.4	34 0.3	31 2.1	23 0.2	1 0.4	3 0.5	2 2.0	40 0.4	30 0.0	37 0.7	38 0.5	26 0.3	33 0.4	32 0.1	27 1.0	21 0.1	20 1.0	39 0.8	35 2.0	18 0.8	25 0.3	29 17.7	
Lap 5	24	22 2.6	7 0.3	34 0.2	23 1.7	31 0.6	1 1.0	3 0.4	30 2.8	40 0.4	2 0.6	37 0.1	26 0.5	38 0.3	33 0.4	32 0.0	27 0.6	21 1.0	20 0.8	39 0.8	35 2.7	18 0.5	25 0.2	29 16.5	
Lap 6	24	22 3.3	7 0.3	34 0.4	23 0.9	31 0.7	1 2.1	3 0.3	30 2.1	40 0.6	26 1.4	2 0.3	38 0.5	37 0.4	32 0.1	27 0.5	33 0.4	21 0.7	20 1.4	39 0.6	35 3.0	25 0.8	18 0.6	29 14.5	
Lap 7	24	22 4.2	7 0.5	23 0.4	34 0.1	31 1.0	1 3.1	3 0.3	30 1.4	40 0.5	26 1.0	2 1.4	38 0.3	32 0.8	27 0.1	33 0.9	21 0.6	20 1.6	39 0.2	37 0.1	25 3.9	18 1.2	29 13.6		
Lap 8	24	22 4.7	7 0.5	23 0.0	34 0.6	31 0.7	3 4.8	1 2.0	40 0.1	30 0.1	26 0.2	2 1.4	38 0.1	32 0.4	27 0.3	33 1.4	21 0.7	20 1.9	39 0.2	37 0.1	25 3.8	18 1.5	29 12.6		
Lap 9	24	22 5.2	7 0.7	23 0.1	34 0.6	31 0.2	3 5.4	1 3.5	40 0.0	26 0.2	30 0.1	38 0.6	32 0.3	2 0.2	27 0.1	33 1.2	21 1.0	39 2.2	20 0.7	37 0.0	25 3.5	18 1.8	29 11.4		
Lap 10	24	22 5.9	7 0.5	23 0.0	31 1.6	34 0.3	3 4.7	40 4.1	26 0.1	30 0.4	1 0.8	38 0.1	32 0.2	2 0.5	27 0.2	33 0.3	21 1.3	37 2.7	39 0.1	20 1.0	25 2.3	18 2.7	29 10.6		
Lap 11	24	22 6.5	7 0.3	23 0.0	31 1.3	34 1.0	3 4.6	40 4.5	26 0.0	30 0.0	1 1.5	32 1.0	38 0.1	2 0.1	27 1.2	33 0.1	21 0.3	37 1.7	39 1.3	20 1.5	25 1.5	18 3.7	29 9.3		
Lap 12	24	22 7.7	23 0.0	7 0.2	31 0.4	34 2.1	3 3.8	26 4.5	30 0.7	40 0.4	1 1.3	32 0.3	38 0.4	2 0.5	27 1.1	33 0.5	21 0.6	37 0.6	39 3.2	20 1.1	25 0.2	18 5.3			



KZ

Qualifying Heat 1 (QH1)

Lap Time Analysis

For information purposes. No official / regulatory value

Laps	Sector 1	Sector 2	Sector 3	Lap Time
No.1 Lammers, Bas				
1	28.414	20.651	20.075	1:09.140
2	25.953	20.335	19.622	1:05.910
3	25.570	20.070	19.770	1:05.410
4	25.737	20.119	19.612	1:05.468
5	25.590	19.939	19.530	1:05.059
6	25.602	19.820	19.626	1:05.048
7	25.678	19.943	19.632	1:05.253
8	27.070	20.804	20.144	1:08.018
9	25.957	19.940	20.193	1:06.090
10	26.741	20.201	19.533	1:06.475
11	25.639	19.832	19.626	1:05.097
12	25.608	19.945	19.502	1:05.055

Laps	Sector 1	Sector 2	Sector 3	Lap Time
No.2 De Conto, Paolo				
1	29.032	20.430	20.612	1:10.074
2	27.041	20.437	19.828	1:07.306
3	25.732	20.244	19.887	1:05.863
4	26.114	19.788	19.550	1:05.452
5	27.091	19.932	19.645	1:06.668
6	25.883	20.543	19.344	1:05.770
7	25.832	19.768	19.561	1:05.161
8	25.786	19.757	19.449	1:04.992
9	26.203	20.215	19.453	1:05.871
10	25.999	20.155	19.666	1:05.820
11	26.013	19.943	19.481	1:05.437
12	25.800	19.875	19.363	1:05.038

Laps	Sector 1	Sector 2	Sector 3	Lap Time
No.3 Hanley, Ben				
1	29.301	20.427	20.058	1:09.786
2	26.355	19.758	19.744	1:05.857
3	25.804	19.797	19.630	1:05.231
4	25.523	20.359	19.679	1:05.561
5	25.510	19.730	19.649	1:04.889
6	25.622	19.851	19.555	1:05.028
7	25.650	20.084	19.527	1:05.261
8	26.495	19.692	19.357	1:05.544
9	25.549	19.721	19.382	1:04.652
10	25.406	19.662	19.380	1:04.448
11	25.413	19.568	19.449	1:04.430
12	25.282	19.540	19.439	1:04.261

Laps	Sector 1	Sector 2	Sector 3	Lap Time
No.7 Thonon, Jonathan				
1	27.914	20.356	19.759	1:08.029
2	25.589	20.129	19.483	1:05.201
3	25.877	19.984	19.577	1:05.438
4	25.515	19.848	19.381	1:04.744
5	25.464	19.697	19.288	1:04.449
6	25.359	19.778	19.342	1:04.479

Laps	Sector 1	Sector 2	Sector 3	Lap Time
7	25.479	19.836	19.341	1:04.656
8	25.321	19.729	19.450	1:04.500
9	25.719	19.635	19.119	1:04.473
10	25.166	19.567	19.368	1:04.101
11	25.074	19.680	19.371	1:04.125
12	25.987	19.644	19.321	1:04.952

Laps	Sector 1	Sector 2	Sector 3	Lap Time
No.18 Van Der Raad, Sinan				
1	32.525	20.733	20.441	1:13.699
2	26.755	21.009	20.050	1:07.814
3	26.664	20.834	19.947	1:07.445
4	26.586	20.265	19.940	1:06.791
5	26.150	20.136	19.943	1:06.229
6	26.962	20.193	19.798	1:06.953
7	26.221	19.877	19.857	1:05.955
8	26.027	19.998	19.681	1:05.706
9	26.245	19.900	19.681	1:05.826
10	26.371	19.951	19.625	1:05.947
11	26.381	19.971	19.790	1:06.142
12	26.068	20.323	19.931	1:06.322

Laps	Sector 1	Sector 2	Sector 3	Lap Time
No.20 Geurts, Verdi				
1	30.796	20.914	20.264	1:11.974
2	26.515	20.397	19.868	1:06.780
3	27.626	20.685	20.514	1:08.825
4	25.761	19.926	19.687	1:05.374
5	25.862	20.035	19.772	1:05.669
6	25.776	20.442	19.837	1:06.055
7	25.910	19.876	19.719	1:05.505
8	26.041	19.820	19.574	1:05.435
9	26.488	20.184	19.610	1:06.282
10	26.389	20.157	19.636	1:06.182
11	26.306	20.035	19.662	1:06.003
12	25.928	20.166	19.946	1:06.040

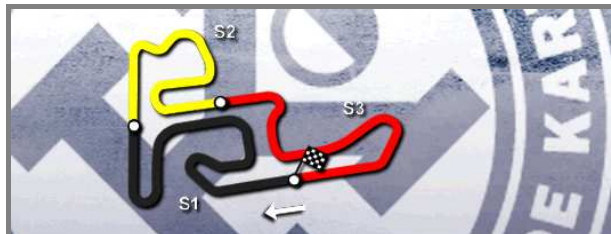
Laps	Sector 1	Sector 2	Sector 3	Lap Time
No.21 Kokko, Henri				
1	30.301	21.458	20.741	1:12.500
2	26.177	20.206	20.002	1:06.385
3	26.420	20.073	19.920	1:06.413
4	26.042	20.014	20.084	1:06.140
5	25.969	20.101	19.819	1:05.889
6	25.825	19.844	19.810	1:05.479
7	25.755	19.805	19.747	1:05.307
8	25.730	19.902	19.519	1:05.151
9	25.752	19.855	19.575	1:05.182
10	25.743	19.904	19.611	1:05.258
11	25.990	19.803	19.434	1:05.227
12	26.209	19.812	19.725	1:05.746

Laps	Sector 1	Sector 2	Sector 3	Lap Time
No.22 Pex, Jorrit				
1	27.753	20.335	20.017	1:08.105
2	25.675	19.972	19.735	1:05.382
3	26.181	19.794	19.481	1:05.456
4	25.579	19.814	19.456	1:04.849
5	25.454	19.676	19.424	1:04.554
6	25.332	19.830	19.300	1:04.462
7	25.362	19.738	19.388	1:04.488
8	25.457	19.641	19.369	1:04.467
9	25.375	19.557	19.343	1:04.275
10	25.387	19.620	19.273	1:04.280
11	25.340	19.729	19.272	1:04.341
12	25.387	19.735	19.904	1:05.026

Laps	Sector 1	Sector 2	Sector 3	Lap Time
No.23 Ardigo, Marco				
1	29.006	20.838	20.161	1:10.005
2	27.108	19.918	19.135	1:06.161
3	25.523	19.704	19.762	1:04.989
4	25.357	19.845	19.070	1:04.272
5	25.288	19.484	19.055	1:03.827
6	25.330	19.353	19.161	1:03.844
7	24.981	19.438	19.299	1:03.718
8	25.159	19.600	19.304	1:04.063
9	25.823	19.766	18.999	1:04.588
10	25.153	19.720	19.142	1:04.015
11	25.355	19.527	19.206	1:04.088
12	25.441	19.439	19.781	1:04.661

Laps	Sector 1	Sector 2	Sector 3	Lap Time
No.24 Verstappen, Max				
1	28.546	19.917	19.998	1:08.461
2	25.648	20.024	19.554	1:05.226
3	25.465	19.516	19.260	1:04.241
4	25.283	19.533	19.139	1:03.955
5	25.213	19.388	19.234	1:03.835
6	25.288	19.375	19.038	1:03.701
7	25.128	19.447	19.074	1:03.649
8	25.177	19.665	19.072	1:03.914
9	25.133	19.612	19.085	1:03.830
10	25.128	19.323	19.107	1:03.558
11	25.221	19.484	19.008	1:03.713
12	25.099	19.506	19.241	1:03.846

Laps	Sector 1	Sector 2	Sector 3	Lap Time
No.25 Gazzarelli, Gianni				
1	30.438	21.423	20.584	1:12.445
2	26.856	20.407	19.838	1:07.101
3	26.659	20.511	20.034	1:07.204
4	29.144	20.038	20.004	1:09.186
5	26.223	20.153	19.753	1:06.129
6	26.421	20.051	19.621	1:06.093



KZ

Qualifying Heat 1 (QH1)

Lap Time Analysis

For information purposes. No official / regulatory value

Laps	Sector 1	Sector 2	Sector 3	Lap Time
7	25.903	19.854	19.589	1:05.346
8	25.925	19.956	19.466	1:05.347
9	26.216	19.872	19.528	1:05.616
10	25.975	19.670	19.307	1:04.952
11	26.069	19.743	19.354	1:05.166
12	25.771	19.664	19.354	1:04.789

No.26 Abbasse, Anthony

1	35.322	20.192	19.779	1:15.293
2	26.205	19.744	19.702	1:05.651
3	25.971	20.021	19.964	1:05.956
4	25.619	19.815	19.308	1:04.742
5	25.738	20.054	19.330	1:05.122
6	25.703	19.924	19.238	1:04.865
7	25.167	19.658	19.142	1:03.967
8	25.358	19.756	19.966	1:05.080
9	26.172	19.932	19.800	1:05.904
10	26.002	19.577	19.334	1:04.913
11	25.518	19.632	19.695	1:04.845
12	25.360	19.662	19.131	1:04.153

No.27 Dreezen, Rick

1	35.938	20.353	19.815	1:16.106
2	26.235	20.228	19.724	1:06.187
3	25.691	20.057	19.589	1:05.337
4	25.785	19.739	19.519	1:05.043
5	25.670	19.951	19.335	1:04.956
6	25.570	20.124	19.671	1:05.365
7	25.590	19.730	19.591	1:04.911
8	25.511	19.747	19.264	1:04.522
9	25.756	19.960	19.413	1:05.129
10	26.082	20.003	19.758	1:05.843
11	26.025	20.464	19.967	1:06.456
12	25.535	20.044	19.358	1:04.937

No.29 De Brabander, Yannick

1	29.749	21.316	20.278	1:11.343
2	51.739	20.672	20.091	1:32.502
3	25.689	20.145	19.796	1:05.630
4	25.493	20.073	19.559	1:05.125
5	25.384	19.903	19.629	1:04.916
6	25.358	19.889	19.535	1:04.782
7	25.391	19.875	19.798	1:05.064
8	25.244	19.756	19.644	1:04.644
9	25.180	19.765	19.738	1:04.683
10	25.380	20.008	19.710	1:05.098
11	25.194	19.966	19.737	1:04.897

No.30 Torsellini, Mirko

1	29.191	20.656	19.992	1:09.839
---	--------	--------	--------	----------

Laps	Sector 1	Sector 2	Sector 3	Lap Time
2	27.002	20.454	19.643	1:07.099
3	25.863	20.207	20.222	1:06.292
4	25.865	19.907	19.644	1:05.416
5	25.974	19.842	19.301	1:05.117
6	25.480	19.664	19.223	1:04.367
7	25.608	19.819	19.083	1:04.510
8	25.455	20.683	20.283	1:06.421
9	26.174	20.020	20.047	1:06.241
10	26.472	19.630	19.149	1:05.251
11	25.478	19.597	19.374	1:04.449
12	26.029	19.610	19.183	1:04.822

No.31 Lennox Lamb, Jordon

1	29.290	20.495	20.251	1:10.036
2	26.306	20.184	19.860	1:06.350
3	25.679	19.765	19.454	1:04.898
4	25.472	19.814	19.644	1:04.930
5	25.364	19.892	19.409	1:04.665
6	25.160	19.529	19.267	1:03.956
7	25.211	19.715	19.291	1:04.217
8	25.249	19.593	19.426	1:04.268
9	25.256	19.532	19.242	1:04.030
10	25.212	19.577	19.985	1:04.774
11	25.049	19.495	19.265	1:03.809
12	25.164	19.516	19.376	1:04.056

No.32 Camponeschi, Flavio

1	30.780	21.337	20.140	1:12.257
2	26.607	20.278	19.899	1:06.784
3	26.263	20.134	19.842	1:06.239
4	25.683	20.262	19.623	1:05.568
5	25.744	20.085	19.540	1:05.369
6	25.597	20.535	19.351	1:05.483
7	25.681	19.865	19.707	1:05.253
8	25.263	19.725	19.344	1:04.332
9	25.674	19.717	19.643	1:05.034
10	25.978	20.336	19.192	1:05.506
11	25.740	19.800	20.196	1:05.736
12	25.262	19.828	19.244	1:04.334

No.33 Davies, Dylan

1	29.340	21.426	20.346	1:11.112
2	26.796	20.063	19.641	1:06.500
3	26.056	20.317	19.852	1:06.225
4	26.593	20.111	19.804	1:06.508
5	25.692	20.148	19.655	1:05.495
6	25.993	20.537	19.964	1:06.494
7	25.676	20.130	19.575	1:05.381
8	25.581	19.922	19.502	1:05.005
9	25.564	19.851	19.488	1:04.903

Laps	Sector 1	Sector 2	Sector 3	Lap Time
10	25.591	19.849	19.520	1:04.960
11	26.107	19.964	20.199	1:06.270
12	26.029	19.808	19.539	1:05.376

No.34 Leclerc, Charles

1	28.795	20.163	19.736	1:08.694
2	25.761	19.680	19.487	1:04.928
3	25.811	19.804	19.571	1:05.186
4	25.743	19.705	19.513	1:04.961
5	25.575	19.545	19.267	1:04.387
6	25.565	19.741	19.374	1:04.680
7	25.523	19.518	19.808	1:04.849
8	25.623	19.635	19.274	1:04.532
9	25.703	19.633	19.265	1:04.601
10	25.228	19.616	20.501	1:05.345
11	25.417	19.666	19.454	1:04.537
12	25.433	19.760	19.884	1:05.077

No.35 Fasberg, Andreas

1	33.613	20.632	20.660	1:14.905
2	27.015	20.338	20.087	1:07.440
3	26.137	20.045	19.935	1:06.117
4	26.623	20.333	19.748	1:06.704
5	26.269	20.432	19.773	1:06.474
6	26.402	20.026	19.645	1:06.073

No.37 Toninelli, Roberto

1	29.696	21.119	20.499	1:11.314
2	26.556	20.282	19.737	1:06.575
3	25.933	20.424	19.819	1:06.176
4	25.880	20.280	19.381	1:05.541
5	26.056	20.009	19.400	1:05.465
6	26.016	21.250	19.436	1:06.702
7	25.551	19.930	23.676	1:09.157
8	25.962	20.043	19.375	1:05.380
9	26.330	20.102	19.562	1:05.994
10	25.710	19.772	19.461	1:04.943
11	25.437	19.567	19.244	1:04.248
12	25.386	19.755	19.418	1:04.559

No.38 Cesetti, Sauro

1	29.985	21.076	20.429	1:11.490
2	26.380	20.253	19.535	1:06.168
3	26.137	20.144	19.847	1:06.128
4	26.109	20.051	19.496	1:05.656
5	25.895	20.426	19.485	1:05.806
6	25.730	20.270	19.373	1:05.373
7	25.790	19.797	19.391	1:04.978
8	25.576	19.803	19.371	1:04.750
9	25.681	19.808	19.650	1:05.139



KZ

Qualifying Heat 1 (QH1)

Lap Time Analysis

For information purposes. No official / regulatory value

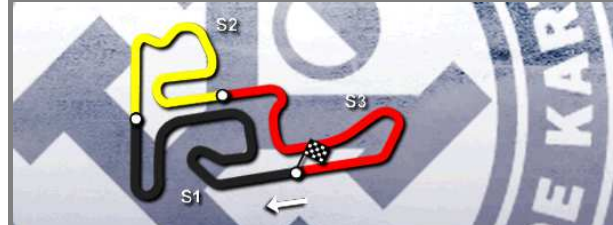
Laps	Sector 1	Sector 2	Sector 3	Lap Time
10	26.145	19.963	19.486	1:05.594
11	25.827	19.860	20.437	1:06.124
12	25.571	19.726	19.322	1:04.619

No.39 Kievitsbosch, Arjan

Laps	Sector 1	Sector 2	Sector 3	Lap Time
1	30.234	21.530	21.131	1:12.895
2	27.250	20.325	20.230	1:07.805
3	26.259	20.202	19.947	1:06.408
4	26.058	20.011	19.714	1:05.783
5	26.009	19.840	19.863	1:05.712
6	26.189	19.928	19.726	1:05.843
7	25.650	19.705	19.771	1:05.126
8	25.881	19.993	19.504	1:05.378
9	25.883	19.763	19.650	1:05.296
10	26.061	19.784	20.079	1:05.924
11	25.887	19.891	19.704	1:05.482
12	25.924	19.943	20.554	1:06.421

No.40 Di Martino, Michele

Laps	Sector 1	Sector 2	Sector 3	Lap Time
1	29.600	20.717	19.946	1:10.263
2	26.334	20.522	19.851	1:06.707
3	25.813	19.950	19.945	1:05.708
4	25.886	19.906	19.730	1:05.522
5	26.266	19.819	19.525	1:05.610
6	25.716	19.512	19.363	1:04.591
7	25.534	19.551	19.331	1:04.416
8	25.608	20.213	19.956	1:05.777
9	26.141	19.867	20.032	1:06.040
10	25.972	19.603	19.422	1:04.997
11	25.467	19.531	19.897	1:04.895
12	26.537	19.544	19.265	1:05.346



KZ

Qualifying Heat 1 (QH1)

Document 7

Starting Grid

Subject to scrutineering & sporting investigations

25	Gazzurelli, Gianni FA Kart / Vortex / B'stone		13	39	Kievitsbosch, Arjan RK / Modena Engines / B'stone	
18	Van Der Raad, Sinan CRG / TM / B'stone		12	35	Fasberg, Andreas Tony Kart / Vortex / B'stone	
21	Kokko, Henri Tony Kart / Vortex / B'stone		11	38	Cesetti, Sauro Top Kart / TM / B'stone	
40	Di Martino, Michele Energy / TM / B'stone		10	33	Davies, Dylan First / TM / B'stone	
20	Geurts, Verdi Birel / TM / B'stone		9	29	De Brabander, Yannick Maranello / TM / B'stone	
30	Torsellini, Mirko Tony Kart / Vortex / B'stone		8	32	Camponeschi, Flavio Tony Kart / Vortex / B'stone	
37	Toninelli, Roberto Birel / TM / B'stone		7	1	Lammers, Bas Intrepid / TM / B'stone	
3	Hanley, Ben ART GP / TM / B'stone		6	23	Ardigo, Marco Tony Kart / Vortex / B'stone	
2	De Conto, Paolo Birel / TM / B'stone		5	27	Dreezen, Rick Tony Kart / Vortex / B'stone	
11	Fore, Davide CRG / TM / B'stone		4	34	Leclerc, Charles ART GP / TM / B'stone	
7	Thonon, Jonathan CRG / Maxter / B'stone		3	26	Abbasse, Anthony Sodi / TM / B'stone	
31	Lennox Lamb, Jordon CRG / Parilla / B'stone		2	22	Pex, Jorrit CRG / TM / B'stone	
24	Verstappen, Max CRG / TM / B'stone		1			

POLE POSITION

