



Genk 26 - 30.06.2013



KZ



CIK-FIA European Championship (Rd2)

KZ

**Warm Up 1
Results**

Document 9

Subject to scrutineering & sporting investigations

Rnk	No.	Entrant	Nat	Driver	Nat	Equipment	Sector 1	Sector 2	Sector 3	Time	Gap	Laps
1	23	Tony Kart Racing Team	ITA	Ardigo, Marco	ITA	Tony Kart / Vortex / B'stone	20.615	15.663	15.748	52.026		13
2	24	CRG SpA	ITA	Verstappen, Max	NLD	CRG / TM / B'stone	20.601	15.668	15.863	52.132	0.106	15
3	2	Birel Motorsport	ITA	De Conto, Paolo	ITA	Birel / TM / B'stone	20.701	15.701	15.787	52.189	0.163	16
4	11	DTK Racing Team Poland	POL	Fore, Davide	ITA	CRG / TM / B'stone	20.690	15.807	15.728	52.225	0.199	13
5	22	CRG Holland	NLD	Pex, Jorrit	NLD	CRG / TM / B'stone	20.678	15.735	15.847	52.260	0.234	10
6	27	Tony Kart Racing Team	ITA	Dreezen, Rick	BEL	Tony Kart / Vortex / B'stone	20.778	15.729	15.813	52.320	0.294	12
7	30	Tony Kart Racing Team	ITA	Torsellini, Mirko	ITA	Tony Kart / Vortex / B'stone	20.719	15.860	15.886	52.465	0.439	14
8	34	ART Grand Prix Srl	ITA	Leclerc, Charles	MCO	ART GP / TM / B'stone	20.700	15.803	15.992	52.495	0.469	11
9	33	AVG Racing	NLD	Davies, Dylan	NLD	First / TM / B'stone	20.839	15.800	15.859	52.498	0.472	14
10	37	Birel Motorsport	ITA	Toninelli, Roberto	ITA	Birel / TM / B'stone	20.850	15.775	15.903	52.528	0.502	11
11	32	Tony Kart Racing Team	ITA	Camponeschi, Flavio	ITA	Tony Kart / Vortex / B'stone	20.943	15.760	15.923	52.626	0.600	13
12	40	Energy Germany	DEU	Di Martino, Michele	DEU	Energy / TM / B'stone	20.892	15.893	15.880	52.665	0.639	17
13	3	ART Grand Prix Srl	ITA	Hanley, Ben	GBR	ART GP / TM / B'stone	20.827	15.794	16.116	52.737	0.711	5
14	20	Solgat Motorsport	DEU	Geurts, Verdi	NLD	Birel / TM / B'stone	20.751	15.937	16.056	52.744	0.718	15
15	29	Maranello Kart	ITA	De Brabander, Yannick	BEL	Maranello / TM / B'stone	20.852	15.931	15.969	52.752	0.726	15
16	35	Ward Racing	SWE	Fasberg, Andreas	DNK	Tony Kart / Vortex / B'stone	20.793	16.021	15.961	52.775	0.749	13
17	7	CRG SpA	ITA	Thonon, Jonathan	BEL	CRG / Maxter / B'stone	20.865	15.944	15.978	52.787	0.761	12
18	39	Kievitsbosch, Arjan	NLD	Kievitsbosch, Arjan	NLD	RK / Modena Engines / B'stone	20.956	15.928	15.986	52.870	0.844	13
19	21	Ward Racing	SWE	Kokko, Henri	FIN	Tony Kart / Vortex / B'stone	20.856	16.061	16.079	52.996	0.970	12
20	31	CRG SpA	ITA	Lennox Lamb, Jordon	GBR	CRG / Parilla / B'stone	21.260	15.911	16.302	53.473	1.447	12
21	25	Gazzurelli, Gianni	ERA	Gazzurelli, Gianni	ERA	FA Kart / Vortex / B'stone	21.178	16.175	16.200	53.553	1.527	10
22	18	CRG Holland	NLD	Van Der Raad, Sinan	NLD	CRG / TM / B'stone	21.306	16.031	16.848	54.185	2.159	13
23	38	Comer	ITA	Cesetti, Sauro	ITA	Top Kart / TM / B'stone	21.748	16.516	16.798	55.062	3.036	14
24	26	Sodikart	ERA	Abbasse, Anthony	ERA	Sodi / TM / B'stone	22.919	16.883	16.744	56.546	4.520	6
25	1	Intrepid Driver Program	ITA	Lammers, Bas	NLD	Intrepid / TM / B'stone	25.431	21.354	24.143	1:10.928	18.902	3

Start Time : 29/06 - 10:09:44

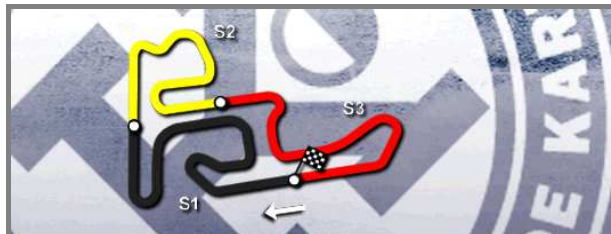
Weather : Rainy Air : 14°C Track : Wet

Best Lap : No.23 Ardigo, Marco

52.026 94.10 Kph

Event Record : No.24 Verstappen, Max

51.385 95.28 Kph



Genk 26 - 30.06.2013



KZ



CIK-FIA European Championship (Rd2)

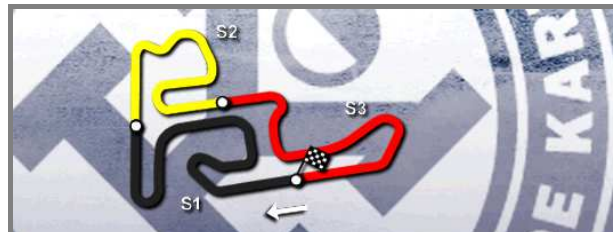
KZ

Warm Up 1

Best Sectors Analysis

For information purposes. No official / regulatory value

S1			S2			S3			Ideal Lap Times						
Rnk	No.	Time	Rnk	No.	Time	Rnk	No.	Time	Rnk	No.	Driver	Nat	Ideal Lap	Best Lap	Diff.
1	24	20.601	1	24	15.632	1	11	15.728	1	23	Ardigo, Marco	ITA	52.001	52.026	0.025
2	23	20.605	2	23	15.648	2	23	15.748	2	24	Verstappen, Max	NLD	52.096	52.132	0.036
3	22	20.628	3	34	15.655	3	2	15.787	3	2	De Conto, Paolo	ITA	52.148	52.189	0.041
4	37	20.662	4	2	15.660	4	30	15.800	4	22	Pex, Jorrit	NLD	52.210	52.260	0.050
5	30	20.677	5	27	15.729	5	27	15.813	5	11	Fore, Davide	ITA	52.225	52.225	
6	11	20.690	6	22	15.735	6	22	15.847	6	30	Torsellini, Mirko	ITA	52.246	52.465	0.219
7	34	20.700	7	32	15.760	7	33	15.859	7	34	Leclerc, Charles	MCO	52.281	52.495	0.214
8	2	20.701	8	30	15.769	8	24	15.863	8	27	Dreezen, Rick	BEL	52.308	52.320	0.012
9	20	20.751	9	37	15.775	9	40	15.880	9	37	Toninelli, Roberto	ITA	52.340	52.528	0.188
10	27	20.766	10	33	15.777	10	37	15.903	10	33	Davies, Dylan	NLD	52.454	52.498	0.044
11	32	20.771	11	3	15.794	11	32	15.923	10	32	Camponeschi, Flavio	ITA	52.454	52.626	0.172
12	35	20.779	12	11	15.807	12	34	15.926	12	40	Di Martino, Michele	DEU	52.570	52.665	0.095
13	21	20.782	13	20	15.811	13	35	15.961	13	20	Geurts, Verdi	NLD	52.598	52.744	0.146
14	7	20.798	14	40	15.862	14	29	15.969	14	35	Fasberg, Andreas	NLD	52.632	52.775	0.143
15	33	20.818	15	35	15.892	15	7	15.976	15	7	Thonon, Jonathan	DNK	52.632	52.775	0.143
16	3	20.827	16	31	15.911	16	39	15.986	15	7	Thonon, Jonathan	BEL	52.718	52.787	0.069
17	40	20.828	16	31	15.911	16	39	15.986	16	3	Hanley, Ben	GBR	52.737	52.737	
18	29	20.852	17	39	15.927	17	20	16.036	16	3	Hanley, Ben	GBR	52.737	52.737	
19	39	20.956	17	39	15.927	17	20	16.036	17	29	De Brabander, Yannick	BEL	52.752	52.752	
20	25	21.178	18	29	15.931	18	21	16.079	17	29	De Brabander, Yannick	BEL	52.752	52.752	
21	31	21.260	18	29	15.931	18	21	16.079	18	39	Kievitsbosch, Arjan	NLD	52.869	52.870	0.001
22	18	21.306	19	7	15.944	19	3	16.116	18	39	Kievitsbosch, Arjan	NLD	52.869	52.870	0.001
23	38	21.602	19	7	15.944	19	3	16.116	19	21	Kokko, Henri	FIN	52.922	52.996	0.074
24	26	22.863	20	18	16.031	20	25	16.195	19	21	Kokko, Henri	FIN	52.922	52.996	0.074
25	1	25.431	20	18	16.031	20	25	16.195	20	31	Lennox Lamb, Jordon	GBR	53.385	53.473	0.088
			21	21	16.061	21	31	16.214	20	31	Lennox Lamb, Jordon	GBR	53.385	53.473	0.088
			21	21	16.061	21	31	16.214	21	25	Gazzurelli, Gianni	ITA	53.480	53.553	0.073
			22	25	16.107	22	18	16.353	21	25	Gazzurelli, Gianni	ITA	53.480	53.553	0.073
			22	25	16.107	22	18	16.353	22	18	Van Der Raad, Sinan	NLD	53.690	54.185	0.495
			23	38	16.516	23	38	16.717	22	18	Van Der Raad, Sinan	NLD	53.690	54.185	0.495
			23	38	16.516	23	38	16.717	23	38	Cesetti, Sauro	ITA	54.835	55.062	0.227
			24	26	16.883	24	26	16.744	23	38	Cesetti, Sauro	ITA	54.835	55.062	0.227
			24	26	16.883	24	26	16.744	24	26	Abbasse, Anthony	ITA	56.490	56.546	0.056
			25	1	19.447	25	1	19.785	24	26	Abbasse, Anthony	ITA	56.490	56.546	0.056
			25	1	19.447	25	1	19.785	25	1	Lammers, Bas	NLD	1:04.663	1:10.928	6.265



**KZ Warm Up 1
Lap Time Analysis**

For information purposes. No official / regulatory value

Laps	Sector 1	Sector 2	Sector 3	Lap Time
No.1 Lammers, Bas				
1	35.031	19.447	19.785	1:14.263
2	25.431	21.354	24.143	1:10.928
3	31.184	23.819	3:10.021	4:05.024

Laps	Sector 1	Sector 2	Sector 3	Lap Time
No.2 De Conto, Paolo				
1	31.514	20.879	20.274	1:12.667
2	25.006	18.041	18.095	1:01.142
3	24.121	21.541	1:49.044	2:34.706
4	28.460	20.399	20.309	1:09.168
5	26.342	20.735	20.236	1:07.313
6	26.529	20.633	19.884	1:07.046
7	26.271	20.281	19.944	1:06.496
8	26.173	20.086	20.064	1:06.323
9	26.195	19.844	52.431	1:38.470
10	24.380	17.406	16.593	58.379
11	21.345	15.951	16.187	53.483
12	20.997	15.989	16.190	53.176
13	20.973	15.900	15.928	52.801
14	20.935	15.763	15.963	52.661
15	20.701	15.701	15.787	52.189
16	20.751	15.660	16.161	52.572

Laps	Sector 1	Sector 2	Sector 3	Lap Time
No.3 Hanley, Ben				
1	32.808	20.529	20.281	1:13.618
2	24.377	21.133	8:07.087	8:52.597
3	27.180	17.747	16.887	1:01.814
4	21.339	15.984	16.158	53.481
5	20.827	15.794	16.116	52.737

Laps	Sector 1	Sector 2	Sector 3	Lap Time
No.7 Thonon, Jonathan				
1	28.432	18.972	17.833	1:05.237
2	23.223	19.263	3:51.158	4:33.644
3	28.456	20.679	19.665	1:08.800
4	24.889	18.517	18.010	1:01.416
5	23.947	17.626	17.522	59.095
6	23.159	17.399	17.871	58.429
7	23.212	17.427	17.983	58.622
8	24.112	18.414	2:14.846	2:57.372
9	21.613	16.151	16.409	54.173
10	21.180	16.072	15.976	53.228
11	20.865	15.944	15.978	52.787
12	20.798	16.003	16.879	53.680

Laps	Sector 1	Sector 2	Sector 3	Lap Time
No.11 Fore, Davide				
1	29.684	20.373	18.593	1:08.650
2	24.426	17.155	17.427	59.008
3	21.858	19.124	6:15.873	6:56.855
4	26.317	19.021	19.110	1:04.448
5	22.773	16.898	16.726	56.397

Laps	Sector 1	Sector 2	Sector 3	Lap Time
6	21.927	16.243	16.139	54.309
7	21.233	15.842	15.991	53.066
8	21.365	15.858	15.948	53.171
9	20.793	15.972	15.958	52.723
10	20.873	16.171	15.935	52.979
11	20.954	15.849	15.968	52.771
12	20.690	15.807	15.728	52.225
13	20.788	16.402	16.067	53.257

Laps	Sector 1	Sector 2	Sector 3	Lap Time
No.18 Van Der Raad, Sinan				
1	31.342	20.163	19.269	1:10.774
2	25.871	19.115	19.239	1:04.225
3	25.466	22.599	25.487	1:13.552
4	34.144	25.888	25.499	1:25.531
5	33.445	25.137	4:40.915	5:39.497
6	28.266	19.611	18.822	1:06.699
7	24.637	17.394	17.492	59.523
8	24.246	18.140	17.862	1:00.248
9	22.787	17.321	17.628	57.736
10	23.435	17.049	17.099	57.583
11	22.659	17.334	17.389	57.382
12	21.695	16.389	16.353	54.437
13	21.306	16.031	16.848	54.185

Laps	Sector 1	Sector 2	Sector 3	Lap Time
No.20 Geurts, Verdi				
1	31.994	19.253	18.276	1:09.523
2	25.905	19.094	17.840	1:02.839
3	23.439	18.882	21.425	1:03.746
4	28.909	22.654	23.177	1:14.740
5	30.891	23.339	3:02.158	3:56.388
6	26.078	18.936	17.891	1:02.905
7	23.730	17.773	17.884	59.387
8	23.016	17.830	1:01.190	1:42.036
9	24.880	16.350	16.258	57.488
10	21.076	16.022	16.274	53.372
11	21.116	16.080	16.420	53.616
12	21.132	16.559	16.208	53.899
13	21.002	16.124	16.036	53.162
14	20.751	15.937	16.056	52.744
15	20.819	15.811	16.226	52.856

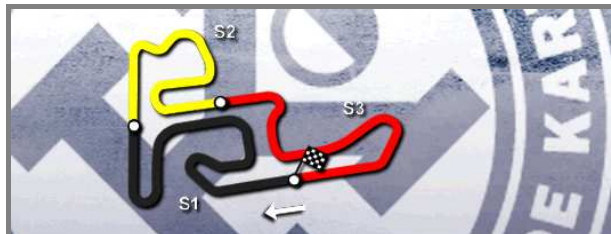
Laps	Sector 1	Sector 2	Sector 3	Lap Time
No.21 Kokko, Henri				
1	27.350	19.241	18.082	1:04.673
2	25.258	17.252	17.150	59.660
3	21.819	19.338	22.965	1:04.122
4	31.657	24.093	4:48.195	5:43.945
5	27.132	19.894	19.348	1:06.374
6	23.301	17.333	17.137	57.771
7	22.109	16.632	16.377	55.118
8	21.149	16.117	16.221	53.487

Laps	Sector 1	Sector 2	Sector 3	Lap Time
9	20.856	16.061	16.079	52.996
10	20.782	16.284	16.222	53.288
11	21.826	16.427	3:04.840	3:43.093
12	23.118	19.015	18.650	1:00.783

Laps	Sector 1	Sector 2	Sector 3	Lap Time
No.22 Pex, Jorrit				
1	30.988	20.434	18.989	1:10.411
2	24.599	18.605	18.024	1:01.228
3	23.614	19.902	9:34.242	10:17.758
4	22.940	16.908	17.226	57.074
5	21.336	16.169	16.281	53.786
6	21.094	16.076	16.224	53.394
7	20.952	15.917	15.909	52.778
8	20.628	15.764	15.905	52.297
9	20.678	15.735	15.847	52.260
10	20.684	15.746	16.331	52.761

Laps	Sector 1	Sector 2	Sector 3	Lap Time
No.23 Ardigo, Marco				
1	29.281	19.279	18.052	1:06.612
2	24.176	17.209	17.242	58.627
3	21.888	20.045	22.253	1:04.186
4	29.912	23.205	5:03.390	5:56.507
5	26.573	18.922	17.834	1:03.329
6	22.904	16.932	16.909	56.745
7	21.413	16.202	16.014	53.629
8	20.874	15.925	1:19.127	1:55.926
9	21.440	16.400	16.209	54.049
10	20.844	15.912	16.155	52.911
11	20.898	15.818	16.133	52.849
12	20.615	15.663	15.748	52.026
13	20.605	15.648	16.238	52.491

Laps	Sector 1	Sector 2	Sector 3	Lap Time
No.24 Verstappen, Max				
1	32.331	19.846	19.370	1:11.547
2	24.569	18.325	18.076	1:00.970
3	23.473	19.291	21.708	1:04.472
4	29.385	23.258	3:13.856	4:06.499
5	27.656	19.843	19.304	1:06.803
6	25.092	18.942	19.064	1:03.098
7	24.682	18.888	18.377	1:01.947
8	23.700	18.588	18.514	1:00.802
9	24.071	18.065	45.483	1:27.619
10	24.309	16.813	16.788	57.910
11	21.374	16.772	16.166	54.312
12	20.981	15.990	16.375	53.346
13	20.817	15.932	15.909	52.658
14	20.601	15.668	15.863	52.132
15	20.607	15.632	16.101	52.340



KZ

Warm Up 1
Lap Time Analysis

For information purposes. No official / regulatory value

Laps	Sector 1	Sector 2	Sector 3	Lap Time
No.25 Gazzurelli, Gianni				
1	27.839	17.960	17.254	1:03.053
2	22.356	17.525	17.676	57.557
3	23.571	22.115	7:17.490	8:03.176
4	25.142	18.259	17.483	1:00.884
5	21.746	16.474	16.663	54.883
6	21.675	16.107	16.195	53.977
7	21.178	16.175	16.200	53.553
8	21.182	16.548	16.607	54.337
9	22.001	16.454	16.276	54.731
10	21.436	16.292	16.198	53.926
No.26 Abbasse, Anthony				
1	32.436	19.282	18.233	1:09.951
2	22.919	16.883	16.744	56.546
3	22.863	20.330	4:46.985	5:30.178
4	26.234	19.913	18.188	1:04.335
5	24.376	18.667	18.553	1:01.596
6	24.257	18.677	18.846	1:01.780
No.27 Dreezen, Rick				
1	28.122	19.435	21.085	1:08.642
2	23.518	16.908	17.013	57.439
3	22.719	19.826	22.512	1:05.057
4	29.828	23.545	5:05.629	5:59.002
5	26.387	18.962	18.057	1:03.406
6	22.861	16.764	16.636	56.261
7	22.266	17.240	16.146	55.652
8	21.328	15.929	1:31.183	2:08.440
9	21.861	16.180	16.167	54.208
10	21.074	15.901	15.869	52.844
11	20.778	15.729	15.813	52.320
12	20.766	15.746	15.818	52.330
No.29 De Brabander, Yannick				
1	28.462	18.804	18.441	1:05.707
2	24.510	17.367	17.902	59.779
3	22.786	19.517	23.067	1:05.370
4	30.429	23.776	24.576	1:18.781
5	30.946	24.035	23.466	1:18.447
6	30.636	23.720	22.805	1:17.161
7	29.777	23.432	21.619	1:14.828
8	26.954	20.676	19.479	1:07.109
9	24.178	18.860	17.418	1:00.456
10	22.536	16.828	16.651	56.015
11	21.282	16.539	16.256	54.077
12	21.085	16.055	16.265	53.405
13	21.061	15.945	16.093	53.099
14	21.559	16.096	16.096	53.751

Laps	Sector 1	Sector 2	Sector 3	Lap Time
15	20.852	15.931	15.969	52.752
No.30 Torsellini, Mirko				
1	32.884	20.542	20.123	1:13.549
2	24.850	17.798	18.634	1:01.282
3	23.475	19.798	21.949	1:05.222
4	29.798	24.067	4:42.958	5:36.823
5	29.732	23.092	20.132	1:12.956
6	24.211	17.818	17.053	59.082
7	21.886	16.415	16.238	54.539
8	21.299	15.971	15.970	53.240
9	20.889	16.040	16.122	53.051
10	21.227	16.205	1:03.873	1:41.305
11	21.582	16.015	15.987	53.584
12	20.963	15.769	15.800	52.532
13	20.719	15.860	15.886	52.465
14	20.677	16.383	17.053	54.113
No.31 Lennox Lamb, Jordon				
1	33.282	22.732	23.036	1:19.050
2	28.894	20.443	19.983	1:09.320
3	25.880	20.927	24.395	1:11.202
4	32.985	25.110	3:42.996	4:41.091
5	32.114	21.855	21.127	1:15.096
6	26.949	19.849	20.567	1:07.365
7	25.696	19.345	19.645	1:04.686
8	25.075	18.714	19.037	1:02.826
9	25.150	18.895	2:15.048	2:59.093
10	25.724	17.444	17.462	1:00.630
11	21.799	16.115	16.214	54.128
12	21.260	15.911	16.302	53.473
No.32 Camponeschi, Flavio				
1	32.092	19.723	18.804	1:10.619
2	25.462	17.431	18.200	1:01.093
3	22.782	20.365	5:47.619	6:30.766
4	33.631	24.014	20.626	1:18.271
5	24.633	17.980	17.280	59.893
6	22.526	16.343	16.233	55.102
7	21.020	15.790	16.840	53.650
8	20.943	15.760	15.923	52.626
9	20.818	16.612	16.247	53.677
10	21.178	16.044	16.066	53.288
11	21.024	16.210	58.167	1:35.401
12	21.511	16.035	15.991	53.537
13	20.771	16.618	16.849	54.238
No.33 Davies, Dylan				
1	32.649	22.141	23.011	1:17.801
2	25.300	17.754	17.318	1:00.372

Laps	Sector 1	Sector 2	Sector 3	Lap Time
3	21.836	19.724	21.104	1:02.664
4	29.615	22.623	4:25.008	5:17.246
5	28.002	20.465	19.381	1:07.848
6	23.867	18.264	17.341	59.472
7	21.883	16.729	16.341	54.953
8	21.225	16.237	16.328	53.790
9	20.930	15.949	16.202	53.081
10	20.895	15.960	16.069	52.924
11	20.953	16.003	16.100	53.056
12	20.915	15.887	15.970	52.772
13	20.818	15.777	15.944	52.539
14	20.839	15.800	15.859	52.498
No.34 Leclerc, Charles				
1	29.202	19.948	19.461	1:08.611
2	25.881	23.069	5:55.807	6:44.757
3	28.492	20.022	18.842	1:07.356
4	22.969	18.752	17.510	59.231
5	21.497	15.974	16.086	53.557
6	20.819	15.924	15.926	52.669
7	20.700	15.803	15.992	52.495
8	20.734	16.250	16.024	53.008
9	21.025	16.829	1:05.451	1:43.305
10	21.113	15.893	16.135	53.141
11	20.905	15.655	16.443	53.003
No.35 Fasberg, Andreas				
1	28.342	18.102	18.294	1:04.738
2	22.198	19.211	5:40.380	6:21.789
3	29.414	20.123	19.436	1:08.973
4	24.786	18.033	17.682	1:00.501
5	23.158	17.328	16.605	57.091
6	22.368	16.233	16.497	55.098
7	21.913	16.583	16.174	54.670
8	21.196	15.994	16.079	53.269
9	21.348	16.076	16.171	53.595
10	21.110	16.034	16.171	53.315
11	21.030	15.892	16.093	53.015
12	20.793	16.021	15.961	52.775
13	20.779	16.571	17.047	54.397
No.37 Toninelli, Roberto				
1	30.524	19.090	18.344	1:07.958
2	23.784	20.256	7:09.241	7:53.281
3	25.113	17.891	17.401	1:00.405
4	22.192	17.997	16.675	56.864
5	21.265	16.060	16.084	53.409
6	21.013	15.933	16.772	53.718
7	20.900	16.099	16.103	53.102
8	21.084	16.011	16.355	53.450



KZ

CIK-FIA European Championship (Rd2)

KZ

Warm Up 1

Lap Time Analysis

For information purposes. No official / regulatory value

Laps	Sector 1	Sector 2	Sector 3	Lap Time	Laps	Sector 1	Sector 2	Sector 3	Lap Time
9	23.954	18.945	17.758	1:00.657	15	20.889	15.907	16.040	52.836
10	20.850	15.775	15.903	52.528	16	20.845	16.107	17.073	54.025
11	20.662	15.967	16.363	52.992	17	23.277	21.080	18.517	1:02.874

No.38 Cesetti, Sauro

1	29.160	20.544	20.205	1:09.909
2	27.358	19.239	19.329	1:05.926
3	27.334	22.590	3:44.721	4:34.645
4	30.400	21.511	20.945	1:12.856
5	26.845	20.119	20.099	1:07.063
6	26.158	19.510	19.267	1:04.935
7	24.693	18.730	18.566	1:01.989
8	23.774	18.060	49.228	1:31.062
9	26.993	18.313	18.150	1:03.456
10	23.317	18.542	17.244	59.103
11	22.606	17.297	17.388	57.291
12	22.052	16.911	16.717	55.680
13	21.748	16.516	16.798	55.062
14	21.602	16.826	16.816	55.244

No.39 Kievitsbosch, Arjan

1	29.013	18.642	17.799	1:05.454
2	23.276	17.749	18.439	59.464
3	22.066	19.286	22.282	1:03.634
4	30.291	23.696	5:38.647	6:32.634
5	27.830	19.265	17.854	1:04.949
6	21.877	16.791	16.547	55.215
7	21.243	16.206	16.165	53.614
8	21.257	16.055	16.435	53.747
9	21.122	16.089	16.283	53.494
10	21.112	16.350	16.315	53.777
11	21.276	16.105	16.098	53.479
12	20.956	15.928	15.986	52.870
13	21.069	15.927	16.100	53.096

No.40 Di Martino, Michele

1	27.624	17.957	17.298	1:02.879
2	23.316	17.266	17.402	57.984
3	22.092	18.755	3:33.557	4:14.404
4	31.487	23.545	22.149	1:17.181
5	28.765	21.251	20.252	1:10.268
6	25.104	18.719	17.456	1:01.279
7	21.874	16.857	16.721	55.452
8	21.299	16.235	16.455	53.989
9	21.351	15.883	17.035	54.269
10	20.991	15.894	15.926	52.811
11	20.823	15.862	16.033	52.723
12	20.946	16.035	16.260	53.241
13	21.160	16.061	16.074	53.295
14	20.892	15.893	15.880	52.665